

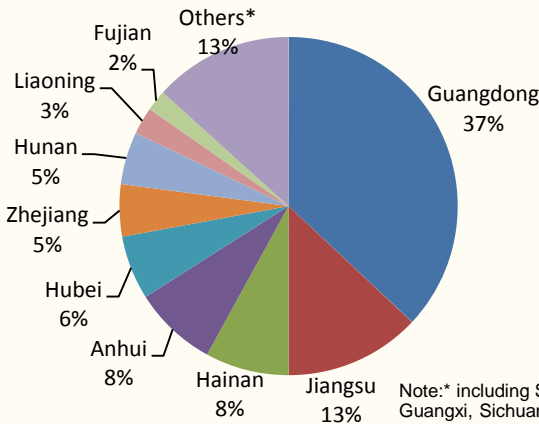


Country Garden Holdings Company Limited (“Country Garden” or the “Company”) together with its subsidiaries, (collectively, the “Group”) (stock code: 2007) is one of China’s leading integrated property developers. It has standardized operations with business comprising property development, construction, installation, fitting, property management, as well as hotel development and management. In addition, “Country Garden” has been named by the PRC State Administration for Industry and Commerce as “China’s Well-Known Trademarks” in the property sector in 2006. The Group became a constituent stock of MSCI Global Standard Indices on 1 September 2007. It also became a constituent stock of Hang Seng Composite Index 200 and Hang Seng Mainland Composite Index on 10 September 2007.

Contracted Sales

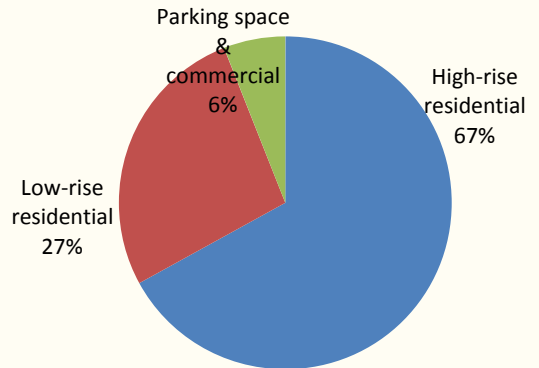
■ For the first 3 months of 2015, the Group achieved contracted sales of approximately RMB 17.73 billion with contracted sales GFA of approximately 2.78 million square meters.

Geographical breakdown of contracted sales for the first 3 months of 2015 (By Value)

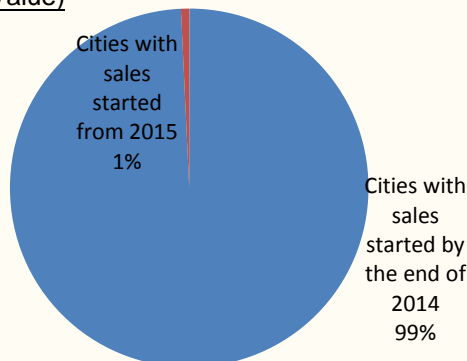


Note:* including Shandong, Jiangxi, Chongqing, Guizhou, Guangxi, Sichuan, Gansu, Tianjin, Henan, Hebei, Yunnan, Shanxi, Heilongjiang, Inner Mongolia, Jilin, Malaysia, Australia

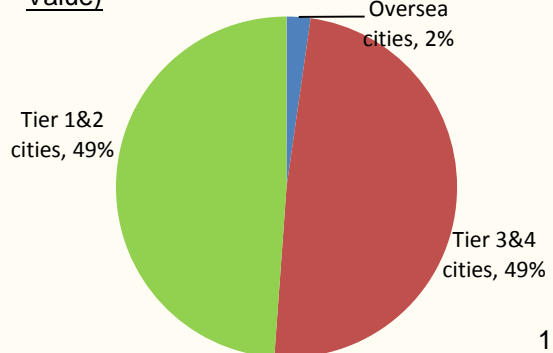
Product types breakdown of contracted sales for the first 3 months of 2015 (By Value)




City type breakdown of onshore contracted sales for the first 3 months of 2015 (By Value)



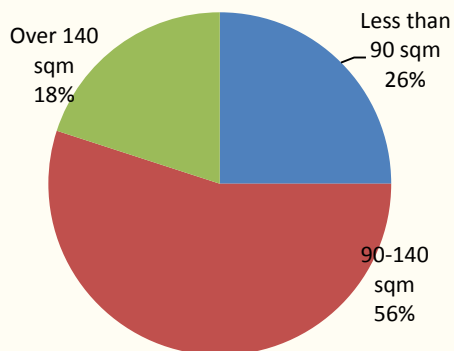
Target market type breakdown of contracted sales for the first 3 months of 2014 (By Value)



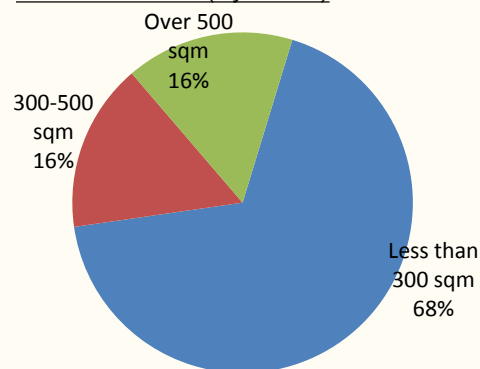


Contracted Sales (Cont'd)

Unit size breakdown of contracted sales of high-rise residential products for the first 3 months of 2015 (By Value)



Unit size breakdown of contracted sales of low-rise residential products for the first 3 months of 2015 (By Value)



■ Top ten cities where the Group recorded the highest contracted sales for the first 3 months of 2015 are as follows; the Group's aggregated contracted sales amount in these 10 cities is approximately RMB7.97 billion, accounting for 45% of the Group's total contracted sales.

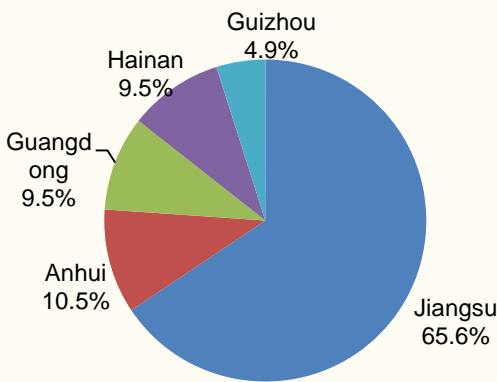
Cities of the Contracted Sales	Contracted Sales (RMB Billion)	Contracted Sales GFA (Sqm)	Contracted Sales ASP (RMB/Sqm)
Hainan – Lingshui City	1.33	80,000	16,690
Guangdong – Dongguan City	1.08	162,000	6,629
Guangdong – Guangzhou City	1.04	75,000	13,928
Guangdong – Meizhou City	0.71	160,000	4,477
Jiangsu – Nantong City	0.71	101,000	7,057
Guangdong – Huizhou City	0.70	97,000	7,210
Guangdong – Jiangmen City	0.66	126,000	5,238
Guangdong – Shaoguan City	0.63	118,000	5,302
Guangdong – Foshan City	0.60	6.5,000	9,324
Liaoning – Shenyang City	0.51	94,000	5,400



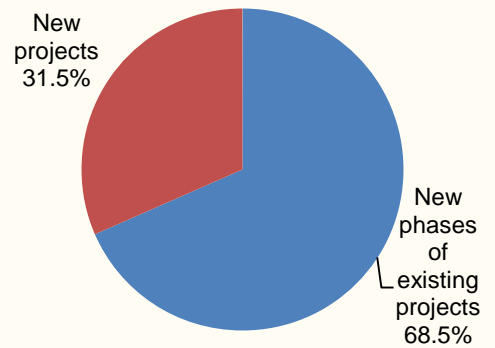
New Land Acquisitions

■The Group acquired RMB1.648 billion (including minority interests) new lands with estimated GFA of 1.269 million sqm for the first 3 months of 2015. The estimated attributable GFA to the owners of the Company is approximately 1.173 million sqm, and the total land premium is approximately RMB1.520 billion, the average land price is approximately RMB1,296/sqm. The breakdown of the estimated attributable GFA to the owners of the Company is as follows:

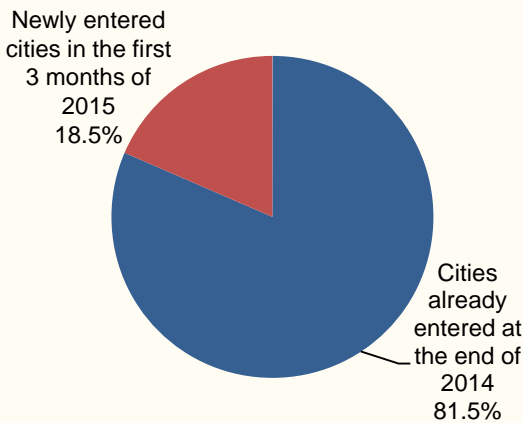
Provinces breakdown of newly acquired lands for the first 3 months of 2015 (By GFA)



Project type breakdown of newly acquired lands for the first 3 months of 2015 (By GFA)



City type breakdown of newly acquired lands for the first 3 months of 2015 (By GFA)



Target market type breakdown of newly acquired lands for the first 3 months of 2015 (By GFA)

