

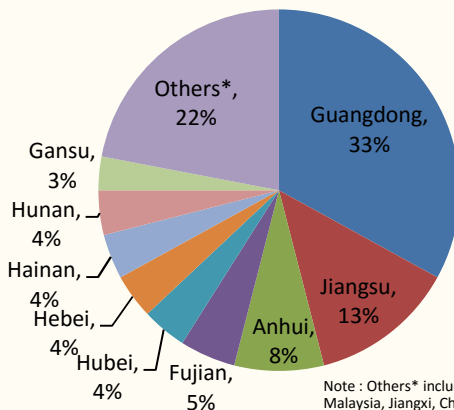


Country Garden Holdings Company Limited (“Country Garden” or the “Company”) together with its subsidiaries, (collectively, the “Group”) (stock code: 2007) is one of China’s leading integrated property developers. It has standardized operations with business comprising property development, construction, installation, fitting, property management, as well as hotel development and management. In addition, “Country Garden” has been named by the PRC State Administration for Industry and Commerce as “China’s Well-Known Trademarks” in the property sector in 2006. The Group became a constituent stock of MSCI Global Standard Indices on 1 September 2007. It also became a constituent stock of Hang Seng Composite Index 200 and Hang Seng Mainland Composite Index on 10 September 2007.

Contracted Sales

■ For the 12 months of 2015, the Group, together with its joint ventures and associates, achieved contracted sales of approximately RMB140.16 billion with contracted sales GFA of approximately 21.53 million square meters (“sqm”) (among which, the contracted sales and contracted sales GFA attributable to owners of the Company amounted to RMB124.45 billion and 19.50 million sqm, respectively).

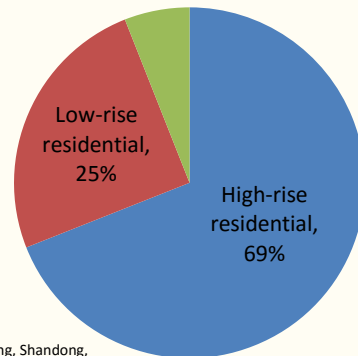
Geographical breakdown of contracted sales for the 12 months of 2015 (By Value)



Note : Others* including Liaoning, Henan, Zhejiang, Shandong, Malaysia, Jiangxi, Chongqing, Guizhou, Guangxi, Sichuan, Tianjin, Australia, Shaanxi, Inner Mongolia, Yunnan, Shanxi, Heilongjiang, Jilin.

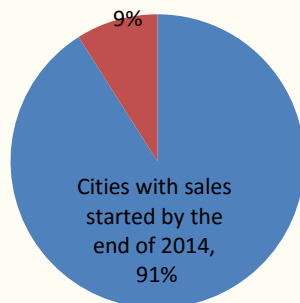
Product type breakdown of contracted sales for the 12 months of 2015 (By Value)

Parking space & commercial, 6%




City type breakdown of onshore contracted sales for the 12 months of 2015 (By Value)

Cities with sales started from 2015,



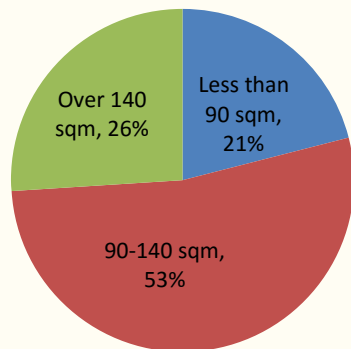
Tier cities breakdown of contracted sales for the 12 months of 2015 (By Value)



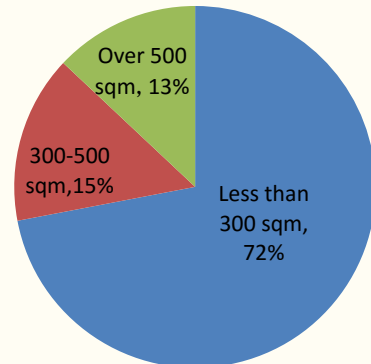


Contracted Sales (Cont'd)

Unit size breakdown of contracted sales of high-rise residential products for the 12 months of 2015 (By Value)



Unit size breakdown of contracted sales of low-rise residential products for the 12 months of 2015 (By Value)



■ Top ten cities where the Group, together with its joint ventures and associates, achieved the highest contracted sales for the 12 months of 2015 were as follows; the aggregated contracted sales amount in these 10 cities was approximately RMB50.15 billion, accounting for approximately 35.8% of the Group together with its joint ventures and associates' total contracted sales.

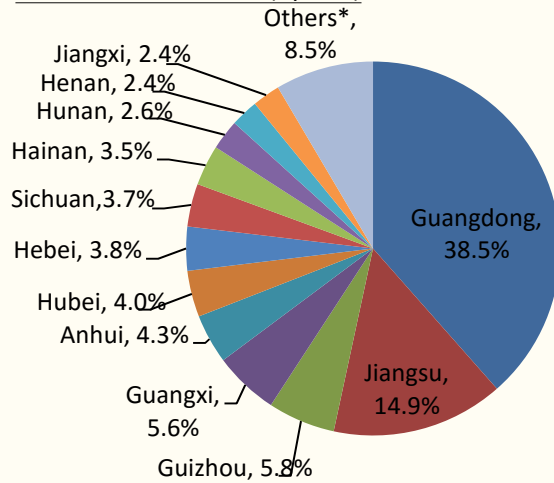
| Cities (By Location) | Contracted Sales (RMB Billion) | Contracted Sales GFA ('000 Sqm) | Contracted Sales ASP (RMB per Sqm) |
|----------------------------|--------------------------------|---------------------------------|------------------------------------|
| Guangdong – Dongguan City | 8.20 | 986 | 8,313 |
| Guangdong – Guangzhou City | 7.19 | 648 | 11,100 |
| Guangdong – Huizhou City | 6.74 | 893 | 7,547 |
| Gansu – Lanzhou City | 4.90 | 610 | 8,037 |
| Jiangsu – Zhenjiang City | 4.22 | 707 | 5,959 |
| Guangdong – Shaoguan City | 4.00 | 878 | 4,560 |
| Guangdong – Foshan City | 3.90 | 465 | 8,399 |
| Hainan – Lingshui City | 3.87 | 247 | 15,684 |
| Liaoning – Shenyang City | 3.75 | 611 | 6,139 |
| Guangdong – Jiangmen City | 3.38 | 565 | 5,989 |



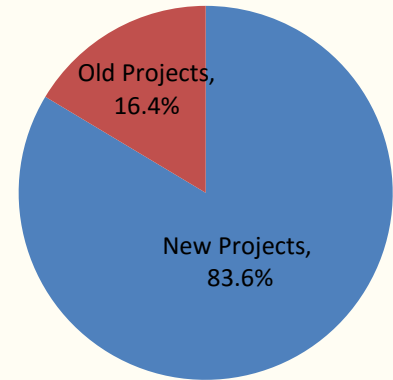
New Land Acquisitions

■ The Group acquired RMB55.95 billion (including minority interests) new lands with an estimated GFA of 38.21 million sqm for the 12 months of 2015. The estimated attributable GFA to the owners of the Company was approximately 28.41 million sqm, and the total land premium was approximately RMB42.66 billion, the average land price was approximately RMB1,502 per sqm. The breakdown of the estimated attributable GFA to the owners of the Company was as follows:

Provinces breakdown of newly acquired lands for the 12 months of 2015 (By GFA)

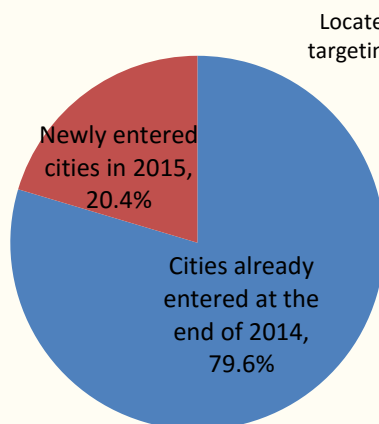


Project type breakdown of newly acquired lands for the 12 months of 2015 (By GFA)

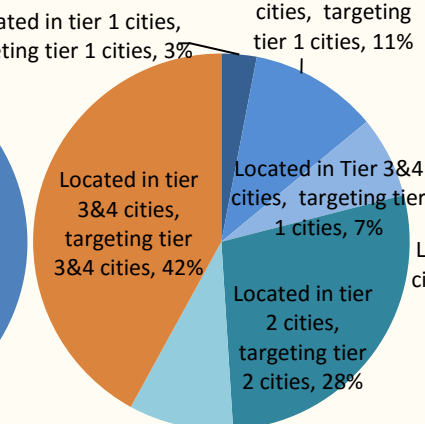


Note: Others* including Liaoning, Zhejiang, Shandong, Shaanxi, Fujian, Yunnan, Shanghai, Chongqing, Gansu.

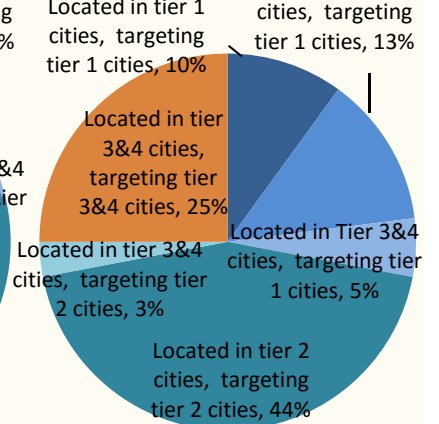
City type breakdown of newly acquired lands for the 12 months of 2015 (By Value)



Tier cities breakdown of newly acquired lands for the 12 months of 2015 (By GFA)



Tier cities breakdown of newly acquired lands for the 12 months of 2015 (By Value)



Located in tier 3&4 cities, targeting tier 2 cities, 9%



New Land Acquisition in 2015

| Province | Project | City (District) | Site Area | Expected GFA | Land Cost | CG Equity |
|-----------|--|-----------------------|-----------|--------------|---------------|-----------|
| | | | (sqm) | (sqm) | (RMB Million) | Ratio** |
| Anhui | Country Garden - Jade Bay Phase II | Wuhu (Wuwei) | 68,667 | 123,601 | 160 | 85% |
| Guizhou | Renhuai Country Garden Phase II | Zunyi (Renhuai) | 100,000 | 57,000 | 88 | 100% |
| Jiangsu | Tong'an Country Garden* | Suzhou | 24,996 | 44,993 | 89 | 90% |
| Jiangsu | Baoying Country Garden Phase II | Yangzhou (Baoying) | 120,000 | 201,600 | 381 | 100% |
| Guangdong | Tianhui Country Garden* | Dongguan (Dalang) | 56,000 | 112,000 | 250 | 100% |
| Jiangsu | Country Garden - Phoenix City (new land replenishment) | Zhenjiang (Jurong) | 75,333 | 210,932 | 79 | 100% |
| Jiangsu | Country Garden - Europe City (new land replenishment) | Chuzhou (Nanqiao) | 76,667 | 98,900 | 75 | 100% |
| Jiangsu | Jintan Country Garden* | Changzhou (Jintan) | 86,886 | 217,215 | 262 | 100% |
| Hainan | Country Garden - Coral Palace Phase II (2) | Lingshui (Yingzhou) | 58,667 | 96,801 | 113 | 55% |
| Hainan | Country Garden - Coral Palace Phase II (3) | Lingshui (Yingzhou) | 79,333 | 105,513 | 151 | 55% |
| Fujian | Fu'an Country Garden* | Ningde (Fu'an) | 15,817 | 23,726 | 33 | 30% |
| Fujian | Jian'ou Country Garden* | Nanping (Jian'ou) | 51,374 | 102,748 | 62 | 43% |
| Guangdong | Lufeng Country Garden* | Shanwei (Lufeng) | 247,975 | 495,950 | 134 | 100% |
| Shanghai | Jiading Country Garden* | Shanghai (Jiading) | 62,443 | 74,932 | 608 | 100% |
| Hainan | Country Garden - Coral Palace Phase III (1) | Lingshui (Yingzhou) | 125,280 | 224,251 | 244 | 55% |
| Guangdong | Leizhou Country Garden* | Zhanjiang (Leizhou) | 97,213 | 243,033 | 118 | 100% |
| Guangdong | Wuhua Country Garden Phase II | Meizhou (Wuhua) | 23,195 | 60,307 | 34 | 100% |
| Shaanxi | Hancheng Country Garden* | Weinan (Hancheng) | 80,914 | 242,742 | 73 | 100% |
| Guizhou | Zhijin Country Garden* | Bijie (Zhijin) | 33,333 | 38,666 | 22 | 100% |
| Hainan | Country Garden - Coral Palace Phase III (2) | Lingshui (Yingzhou) | 118,000 | 224,200 | 233 | 55% |
| Zhejiang | Quzhou Country Garden Phase II | Quzhou (Donggang) | 76,683 | 97,387 | 66 | 100% |
| Shandong | Country Garden - Ten Miles Golden Beach Phase II | Yantai (Haiyang) | 67,333 | 14,140 | 38 | 90% |
| Henan | Xuchang Country Garden* | Xuchang (Xuchang) | 287,631 | 287,631 | 151 | 43% |
| Jiangsu | Changshu Country Garden* | Suzhou (Changshu) | 38,000 | 91,200 | 385 | 100% |
| Hebei | Xingtai Country Garden* | Xingtai (Xingtai) | 431,334 | 690,134 | 323 | 100% |
| Hebei | Luanzhou Ancient City Country Garden* | Tangshan (Luanzhou) | 72,000 | 129,600 | 63 | 99% |
| Guangdong | Phoenix Courtyard* | Guangzhou (Zengcheng) | 135,333 | 243,599 | 790 | 85% |
| Hebei | Country Garden-Jingshanling Great Wall Valley* | Chengde (Luanping) | 120,000 | 120,000 | 93 | 50% |
| Guangxi | Beiliu Country Garden | Yulin(Beiliu) | 136,802 | 273,604 | 129 | 100% |
| Jiangsu | Lianyungang Country Garden* | Lianyungang (Haizhou) | 77,484 | 139,471 | 151 | 100% |



New Land Acquisition in 2015(Cont'd)

| Province | Project | City (District) | Site Area | Expected GFA | Land Cost | CG Equity |
|-----------|---|----------------------------|-----------|--------------|---------------|-----------|
| | | | (sqm) | (sqm) | (RMB Million) | Ratio** |
| Guangdong | Houjie Country Garden* | Dongguan(Houjie) | 11,196 | 39,186 | 104 | 100% |
| Guangdong | Country Garden-Sanshui Mansion* | Foshan(Sanshui) | 38,667 | 135,335 | 213 | 94% |
| Hebei | Country Garden-Guangting Lake One* | Zhangjiakou(Huailai) | 66,667 | 46,000 | 65 | 51% |
| Jiangsu | Taicang Country Garden* | Suzhou(Taicang) | 78,667 | 173,067 | 461 | 100% |
| Guizhou | Kaili Country Garden* | Kaili (Riverside new city) | 165,333 | 181,866 | 155 | 92% |
| Hunan | Huaihua Country Garden* | Huaihua(He City) | 185,333 | 463,333 | 167 | 43% |
| Guangdong | Country Garden-Yiquan Villa* | Huizhou(Huiyang) | 70,000 | 90,300 | 70 | 46% |
| Henan | Pingdingshan Country Garden* | Pingdingshan (Zhanhe) | 61,333 | 214,666 | 162 | 46% |
| Henan | Country Garden-Phoenix Bay* | Xinxiang(Pingyuan) | 148,667 | 285,441 | 259 | 100% |
| Guangdong | Holiday Islands-Twinkle Star Bay* | Qingyuan(Qingcheng) | 30,000 | 60,000 | 54 | 100% |
| Guangdong | Gaozhou Country Garden-Phoenix City Phase III | Maoming(Gaozhou) | 137,908 | 248,234 | 134 | 90% |
| Guangdong | Country Garden-Jade Bay | Jiangmen(Kaiping) | 65,609 | 78,731 | 53 | 90% |
| Sichuan | Country Garden-City Garden* | Chengdu(Jinniu) | 70,667 | 180,201 | 385 | 51% |
| Hainan | Country Garden-Meilang Bay* | Chengmai(Dafeng) | 130,000 | 127,400 | 140 | 70% |
| Liaoning | Country Garden-Institution One* | Shenyang(Huanggu) | 62,667 | 144,134 | 201 | 60% |
| Jiangsu | Country Garden - Europe City | Chuzhou(Nanqiao) | 136,432 | 272,864 | 133 | 100% |
| Jiangsu | Country Garden - Europe City | Chuzhou(Nanqiao) | 78,813 | 78,813 | 36 | 100% |
| Guangxi | Qinzhou Country Garden | Qinzhou(Qinbei) | 92,096 | 120,645 | 114 | 93% |
| Fujian | Fuzhou Country Garden Times City* | Fuzhou (Jinan) | 17,049 | 54,216 | 473 | 66% |
| Guizhou | Zhijin Country Garden* | Bijie(Zhijin) | 18,178 | 21,632 | 12 | 100% |
| Shandong | Country Garden - Ten Miles Golden Beach | Yantai(Haiyang) | 35,333 | 70,667 | 23 | 90% |
| Fujian | Nan'an Country Garden | Quanzhou(Nan'an) | 83,811 | 98,897 | 114 | 94% |
| Hubei | Lichuan Country Garden* | Enshi (Lichuan) | 67,406 | 80,887 | 45 | 43% |
| Guizhou | Renhuai Country Garden | Zunyi(Renhuai) | 48,879 | 131,485 | 44 | 100% |
| Guangdong | Country Garden Grand Mansion* | Foshan (Shunde) | 90,806 | 272,418 | 545 | 77% |
| Anhui | Hexian Country Garden Grand Garden* | Ma An Shan (Hexian) | 34,410 | 61,939 | 62 | 100% |
| Guangdong | Country Garden Phoenix Bay Garden* | Dongguan (Mayong) | 131,333 | 274,487 | 419 | 94% |
| Guangdong | Country Garden Xijiang Mansion* | Jiangmen (Pengjiang) | 58,305 | 174,914 | 350 | 90% |
| Hebei | Country Garden - Times City* | Langfang (Sanhe) | 91,322 | 228,305 | 725 | 60% |
| Guangxi | Country Garden - Cullinan Bay* | Nanning (Liangqing) | 66,825 | 200,475 | 456 | 94% |



New Land Acquisition in 2015(Cont'd)

| Province | Project | City (District) | Site Area | Expected GFA | Land Cost | CG Equity |
|-----------|--|--------------------------------|-----------|--------------|---------------|-----------|
| | | | (sqm) | (sqm) | (RMB Million) | Ratio** |
| Shandong | Country Garden - Ten Miles Golden Beach | Yantai(Haiyang) | 265,333 | 398,000 | 176 | 90% |
| Guangxi | Yulin Country Garden* | Yulin (Yuzhou) | 270,392 | 675,980 | 535 | 93% |
| Guangdong | Country Garden Guilian Hill Garden* | Foshan (Shunde) | 76,667 | 191,667 | 317 | 100% |
| Guangdong | Country Garden Kowloon Bay* | Huizhou (Huidong) | 84,000 | 126,000 | 54 | 51% |
| Guangdong | Yangchun Country Garden* | Yangjiang (Yangchun) | 120,094 | 180,141 | 126 | 90% |
| Guangdong | Shenzhen Longgang District Bantian Xuegang Project (to be confirmed)* | Shenzhen (Longgang) | 26,000 | 97,500 | 1,103 | 72% |
| Liaoning | Country Garden Park Court* | Shenyang(Dongling) | 314,667 | 525,494 | 812 | 100% |
| Jiangsu | Nanjing Country Garden* | Nanjing (Jiangning) | 380,000 | 345,800 | 1,022 | 100% |
| Jiangsu | Nanjing Country Garden Fairyland* | Nanjing (Jiangning) | 219,333 | 199,593 | 590 | 100% |
| Jiangsu | Country Garden - Phoenix City | Zhenjiang (Jurong) | 195,333 | 546,934 | 205 | 100% |
| Guangdong | Dongguan Qingxi Town Qinghu Industrial Zone Project (to be confirmed)* | Dongguan (Qingxi) | 44,667 | 89,333 | 269 | 94% |
| Guangdong | Nansha Jingang Road Project (to be confirmed)* | Guangzhou (Nansha) | 62,667 | 175,467 | 1,105 | 100% |
| Jiangsu | Jurong Industrial Park* | Zhenjiang (Jurong) | 54,314 | 173,805 | 41 | 100% |
| Yunnan | Chuxiong Country Garden(to be confirmed)* | Chuxiong (East South New Town) | 66,000 | 132,000 | 79 | 93% |
| Hunan | Shimen Country Garden* | Changde(Shimen) | 52,000 | 104,000 | 51 | 85% |
| Guangxi | Liuzhou Country Garden* | Liuzhou(Liuzhou) | 45,046 | 135,138 | 53 | 93% |
| Guangdong | Country Garden - Jade Bay | Jiangmen(Kaiping) | 42,388 | 50,865 | 34 | 90% |
| Guangdong | Songhu Country Garden* | Dongguan(Dalingshan) | 108,667 | 354,254 | 496 | 48% |
| Zhejiang | (To be confirmed)* | Hangzhou(Gongshu) | 18,728 | 44,947 | 712 | 94% |
| Fujian | Yongtai Country Garden* | Fuzhou(Yongtai) | 119,789 | 160,517 | 60 | 10% |
| Anhui | Tongcheng Country Garden* | Anqing(Tongcheng) | 152,667 | 305,333 | 217 | 85% |
| Fujian | (To be confirmed)* | Fuzhou(Minhou) | 49,333 | 150,467 | 595 | 46% |
| Hainan | Country Garden-East Coast* | Qionghai(Bo'ao) | 760,667 | 813,914 | 1,272 | 43% |
| Zhejiang | Country Garden-Jade Bay* | Taizhou(Wenling) | 92,000 | 128,800 | 140 | 94% |
| Guangdong | (To be confirmed)* | Zhuhai(Xiangzhou) | 11,518 | 34,554 | 608 | 93% |
| Guangxi | Liuzhou Country Garden* | Liuzhou(Chengzhong) | 95,335 | 190,671 | 451 | 93% |
| Jiangsu | Country Garden-Century City* | Jurong(Zhenjiang) | 98,667 | 217,067 | 201 | 90% |
| Zhejiang | (To be confirmed)* | Hangzhou(Xiaoshan) | 66,622 | 119,920 | 1,144 | 95% |
| Henan | (To be confirmed)* | Zhengzhou(Jingkai) | 76,000 | 190,000 | 157 | 85% |
| Hubei | Caidian Country Garden* | Wuhan(Caidian) | 117,333 | 281,600 | 211 | 93% |



| New Land Acquisition in 2015(Cont'd) | | | | | | |
|--------------------------------------|---|-----------------------|-----------|--------------|---------------|-----------|
| Province | Project | City (District) | Site Area | Expected GFA | Land Cost | CG Equity |
| | | | (sqm) | (sqm) | (RMB Million) | Ratio** |
| Guangdong | Huiyang Country Garden | Huizhou(Huiyang) | 100,000 | 110,000 | 87 | 90% |
| Hunan | Country Garden South Mansion* | Changsha(Yuhua) | 144,667 | 230,020 | 388 | 43% |
| Hubei | Country Garden Royal Park* | Yichang(Dianjun) | 56,800 | 113,600 | 125 | 100% |
| Hubei | Country Garden Royal Park* | Yichang(Dianjun) | 101,221 | 222,687 | 245 | 100% |
| Guangdong | Qingxi Country Garden* | Dongguan(Qingxi) | 15,333 | 30,667 | 55 | 94% |
| Guangdong | Leliu Country Garden* | Foshan(Shunde) | 31,496 | 110,236 | 203 | 100% |
| Sichuan | Country Garden - Eco City* | Luzhou(Jiangyang) | 666,667 | 1,666,668 | 2,500 | 20% |
| Jiangsu | Country Garden - Grand Mansion* | Suzhou(Changshu) | 59,333 | 130,533 | 275 | 100% |
| Hainan | Country Garden - Coral Palace | Lingshui(Yingzhou) | 208,000 | 395,200 | 358 | 47% |
| Guangdong | Xinhui Country Garden - Phase Seven | Jiangmen(Xinhui) | 67,557 | 202,671 | 423 | 100% |
| Guangdong | Yingde Country Garden* | Qingyuan(Yingde) | 82,667 | 57,867 | 56 | 70% |
| Anhui | Lujiang Country Garden* | Hefei(Lujiang) | 130,000 | 201,500 | 293 | 100% |
| Guangdong | Country Garden - Jade Garden* | Dongguan(Qingxi) | 40,000 | 100,000 | 456 | 94% |
| Guangdong | Country Garden - Impression Garden* | Foshan(Shunde) | 71,333 | 214,000 | 451 | 51% |
| Guangdong | (To be confirmed)* | Foshan(Shunde) | 84,122 | 312,092 | 1,271 | 100% |
| Jiangsu | Country Garden - Shanghai Phoenix City* | Suzhou(Taicang) | 200,667 | 351,167 | 624 | 51% |
| Anhui | Bozhou Country Garden* | Bozhou(Qiaocheng) | 162,545 | 209,683 | 257 | 100% |
| Guizhou | Country Garden - Forest One* | Qiannanzhou(Longli) | 102,000 | 66,300 | 76 | 48% |
| Hebei | Country Garden - Guanting Lake One | Zhangjiakou(Huailai) | 66,665 | 66,665 | 33 | 51% |
| Jiangxi | Yichun Country Garden | Yichun(Yuanzhou) | 60,667 | 182,000 | 110 | 100% |
| Jiangxi | Yichun Country Garden | Yichun(Yuanzhou) | 8,712 | 10,454 | 13 | 100% |
| Jiangsu | Country Garden · Tianyu* | Suzhou(Wujiang) | 138,147 | 276,294 | 696 | 95% |
| Guangdong | (To be confirmed)* | Foshan(Shunde) | 71,333 | 278,200 | 1,159 | 100% |
| Guizhou | Nanshan Country Garden | Bijie(Qixinguan) | 45,518 | 68,277 | 43 | 62% |
| Anhui | Country Garden · Jade County* | Chuzhou(Mingguang) | 35,890 | 64,853 | 54 | 90% |
| Hunan | Qidong Country Garden* | Hengyang(Qidong) | 96,765 | 193,529 | 94 | 70% |
| Hubei | Daye Country Garden | Huangshi(Daye) | 134,507 | 147,958 | 123 | 100% |
| Guizhou | Liupanshui Country Garden* | Liupanshui(Zhongshan) | 232,000 | 461,680 | 261 | 92% |
| Guangdong | Huangjiang Country Garden Phase II* | Dongguan(Huangjiang) | 64,401 | 155,206 | 76 | 100% |
| Guangxi | Chongzuo Country Garden* | Chongzuo(Jiangzhou) | 69,998 | 69,998 | 29 | 44% |
| Guangxi | Chongzuo Country Garden Phase II* | Chongzuo(Jiangzhou) | 137,447 | 137,447 | 54 | 44% |
| Guangdong | Humen Country Garden* | Dongguan(Humen) | 113,477 | 287,096 | 944 | 94% |
| Hubei | Qingneng Country Garden* | Yichang(Dianjun) | 62,177 | 124,354 | 137 | 44% |
| Hubei | Country Garden-Zuo'an* | Wuhan(Hongshan) | 146,000 | 335,800 | 690 | 72% |
| Guangdong | Dapu Country Garden* | Meizhou(Dapu) | 79,333 | 164,220 | 101 | 92% |



New Land Acquisition in 2015(Cont'd)

| Province | Project | City (District) | Site Area | Expected GFA | Land Cost | CG Equity |
|-----------|--------------------------------------|----------------------|-----------|--------------|---------------|-----------|
| | | | (sqm) | (sqm) | (RMB Million) | Ratio** |
| Guangdong | Country Garden-Jade Bay* | Foshan(Nanhai) | 293,333 | 709,867 | 355 | 80% |
| Guizhou | Country Garden Gui'an One* | Guiyang(Gui'an) | 306,000 | 566,100 | 338 | 90% |
| Hubei | Country Garden-Taifu International* | Wuhan(Caidian) | 128,212 | 384,635 | 540 | 17% |
| Jiangxi | Country Garden-Cullinan Bay* | Pingxiang(Anyuan) | 119,333 | 262,533 | 246 | 90% |
| Guangdong | Maoming Country Garden- Jade County* | Maoming(Dianbai) | 42,000 | 147,000 | 265 | 94% |
| Guangdong | Mayong Country Garden* | Dongguan (Mayong) | 49,333 | 88,800 | 86 | 48% |
| Guangdong | Nansha Jingang Road Project* | Guangzhou (Nansha) | 62,674 | 175,487 | 980 | 100% |
| Guangdong | Country Garden Zhongcui Park* | Huizhou(Dayawan) | 71,333 | 178,333 | 132 | 54% |
| Guangdong | Country Garden Zhihui New Town* | Huizhou(Dayawan) | 458,000 | 1,282,401 | 1,216 | 54% |
| Guangdong | Country Garden Mingzuo Plaza* | Dongguan (Dalang) | 118,283 | 456,572 | 1,396 | 94% |
| Zhejiang | Chuangda Project* | Ningbo(Yizhou) | 27,809 | 34,761 | 176 | 40% |
| Guangdong | Lianjiang* | Zhanjiang(Lianjiang) | 140,000 | 210,000 | 164 | 94% |
| Jiangsu | Country Garden Golf Hometown* | Suzhou(Wuzhong) | 130,000 | 39,000 | 190 | 100% |
| Zhejiang | Wetland Park* | Ningbo(Yizhou) | 68,092 | 122,566 | 1,090 | 34% |
| Anhui | Nanning Country Garden | Wuhu(Nanning) | 45,613 | 146,875 | 49 | 85% |
| Guangdong | Country Garden-Chang'an Mansion* | Dongguan(Chang'an) | 10,000 | 30,000 | 289 | 94% |
| Guangdong | (To be confirmed)* | Guangzhou (Nansha) | 51,333 | 30,800 | 93 | 60% |
| Sichuan | Country Garden - Jade County* | Panzhihua(Xinqu) | 92,513 | 191,503 | 129 | 100% |
| Guangdong | Country Garden-Jiayu Garden* | Dongguan (Mayong) | 79,333 | 103,927 | 178 | 61% |
| Anhui | Country Garden - Jade Bay Phase II | Wuhu (Wuwei) | 90,667 | 124,213 | 149 | 85% |
| Guangdong | Country Garden-Grand Mansion* | Foshan(Nanhai) | 70,679 | 226,172 | 289 | 51% |
| Guangdong | Country Garden-Landscape Cities* | Huizhou(Huiyang) | 103,000 | 288,400 | 377 | 63% |
| Guizhou | Country Garden-Huaxi I * | Guiyang(Huaxi) | 114,000 | 228,000 | 220 | 100% |
| Sichuan | Country Garden-Jade Bay* | Guang'an(Guang'an) | 188,400 | 376,800 | 311 | 80% |
| Guangdong | (To be confirmed)* | Dongguan(Zhangmutou) | 33,200 | 66,400 | 206 | 24% |
| Guangdong | Jieyang Country Garden* | Jieyang(Jiedong) | 274,845 | 549,690 | 521 | 100% |
| Zhejiang | Country Garden-Jade Bay* | Quzhou(Kecheng) | 57,736 | 103,925 | 270 | 70% |
| Hunan | Country Garden-City Garden* | Changsha(Tianxin) | 113,526 | 283,816 | 313 | 51% |
| Anhui | Fuyang Country Garden* | Fuyang(Yingquan) | 107,333 | 281,213 | 443 | 51% |
| Guangdong | Fengkai Country Garden Grand Garden* | Zhaoqing(Fengkai) | 78,684 | 118,026 | 49 | 95% |
| Guangdong | (To be confirmed)* | Dongguan(Dalingshan) | 217,333 | 347,734 | 2,065 | 94% |
| Jiangsu | (To be confirmed)* | Suzhou(Kunshan) | 153,333 | 383,334 | 460 | 100% |
| Hunan | Country Garden - Jade Bay* | Hengyang(Hengdong) | 61,000 | 148,840 | 49 | 51% |
| Guangdong | Heshan Country Garden-Tianyu* | Jiangmen(Heshan) | 28,867 | 77,565 | 85 | 98% |
| Guangdong | Country Garden Jade Mountain* | Huizhou(Dayawan) | 215,603 | 754,611 | 770 | 50% |



| New Land Acquisition in 2015(Cont'd) | | | | | | |
|--------------------------------------|-------------------------------------|----------------------|-------------------|-------------------|---------------|-----------|
| Province | Project | City (District) | Site Area | Expected GFA | Land Cost | CG Equity |
| | | | (sqm) | (sqm) | (RMB Million) | Ratio** |
| Gansu | Zhangye Country Garden* | Zhangye(Binhexinqu) | 32,000 | 16,000 | 22 | 85% |
| Jiangsu | Zhangjiagang Jiyang Country Garden* | Suzhou(Zhangjiagang) | 80,000 | 184,000 | 598 | 60% |
| Guangdong | Xinfeng Country Garden* | Shaoguan(Xinfeng) | 65,152 | 97,728 | 39 | 85% |
| Chongqing | (To be confirmed)* | Chongqing(Yubei) | 12,913 | 71,023 | 345 | 100% |
| Jiangxi | Xinfeng Country Garden* | Gangzhou(Xinfeng) | 126,400 | 266,704 | 208 | 100% |
| Jiangsu | Country Garden-Longting* | Suzhou(Taicang) | 46,387 | 83,496 | 104 | 100% |
| Shaanxi | Country Garden-Jiayu* | Xi'an(Jingkai) | 26,400 | 92,400 | 178 | 100% |
| Guangdong | Country Garden-Phoenix Bay* | Foshan (Shunde) | 984,000 | 2,902,801 | 1,919 | 51% |
| Jiangsu | Country Garden-Cullinan Bay | Nantong(Tongzhou) | 48,333 | 59,933 | 203 | 100% |
| Jiangsu | (To be confirmed)* | Suzhou (Changshu) | 62,667 | 125,333 | 476 | 100% |
| Sichuan | Peng'an Country Garden* | Nanchong(Peng'an) | 64,667 | 116,400 | 81 | 100% |
| Guangdong | Country Garden-Tianlun* | Dongguan(Humen) | 30,000 | 86,100 | 118 | 31% |
| Total | | | 19,172,396 | 38,206,914 | 55,948 | |
| Dec sub-total | | | 3,765,914 | 8,963,762 | 11,606 | |

*New projects in 2015

**CG's project level equity stake may subject to change due to the implementation of the partnership scheme, under which CG's senior management teams from both HQ and project level are required to take no more than 15% of equity of all the projects acquired after October 2014.