

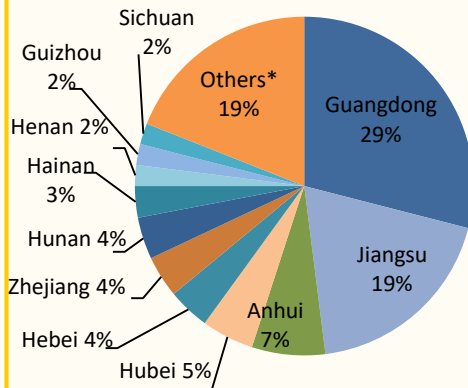


Country Garden Holdings Company Limited (“Country Garden” or the “Company”) together with its subsidiaries, (collectively, the “Group”) (stock code: 2007) is one of China’s leading integrated property developers. The Group became a constituent stock of MSCI Global Standard Indices on 1 September 2007, Hang Seng Composite Index and Hang Seng Mainland 100 on 10 September 2007, and FTSE China 50 Index on 14 September 2016.

### Contracted Sales

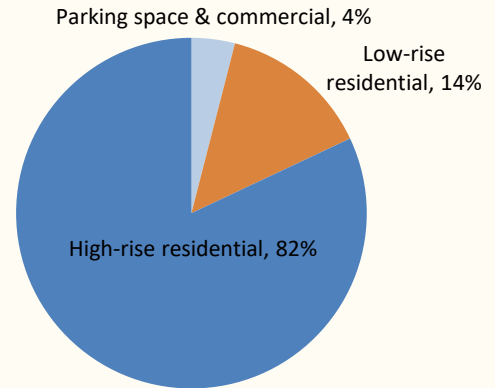
■ For the first 9 months of 2016, the Group, together with its joint ventures and associates, achieved contracted sales of approximately RMB225.57 billion with contracted sales GFA of approximately 27.79 million square meters (“sqm”) (among which, the contracted sales and contracted sales GFA attributable to owners of the Company amounted to RMB174.29 billion and 22.37 million sqm, respectively).

Geographical breakdown of contracted sales for the first 9 months of 2016 (By Value)



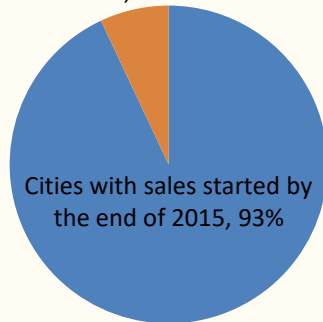
Note : Others\* including Malaysia, Liaoning, Fujian, Guangxi, Tianjin, Gansu, Shandong, Jiangxi, Shanghai, Shanxi, Chongqing, Inner Mongolia, Yunnan, Heilongjiang, Shaanxi, Australia, Jilin.

Product type breakdown of contracted sales for the first 9 months of 2016 (By Value)

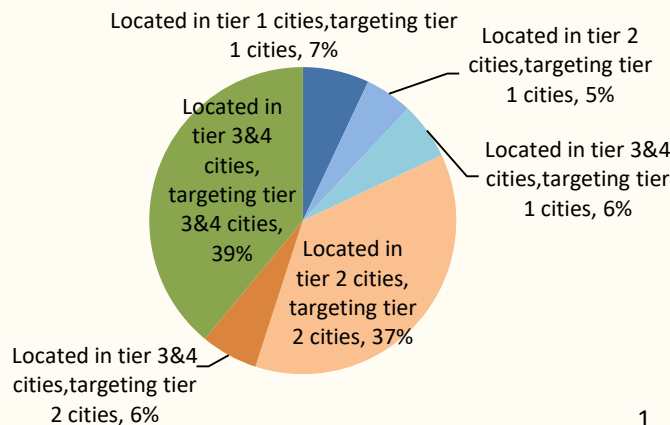


City type breakdown of onshore contracted sales for the first 9 months of 2016 (By Value)

Cities with sales started from 2016, 7%



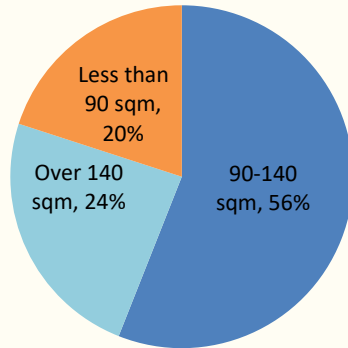
Domestic tier of cities breakdown of contracted sales for the first 9 months of 2016 (By Value)



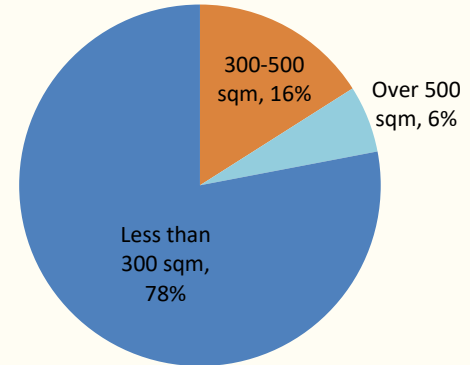


### Contracted Sales (Cont'd)

Unit size breakdown of contracted sales of high-rise residential products for the first 9 months of 2016 (By Value)



Unit size breakdown of contracted sales of low-rise residential products for the first 9 months of 2016 (By Value)



■ Top ten cities where the Group, together with its joint ventures and associates, achieved the highest contracted sales for the first 9 months of 2016 were as follows; the aggregated contracted sales amount in these 10 cities was approximately RMB92.2billion, accounting for approximately 40.9% of the Group together with its joint ventures and associates' total contracted sales.

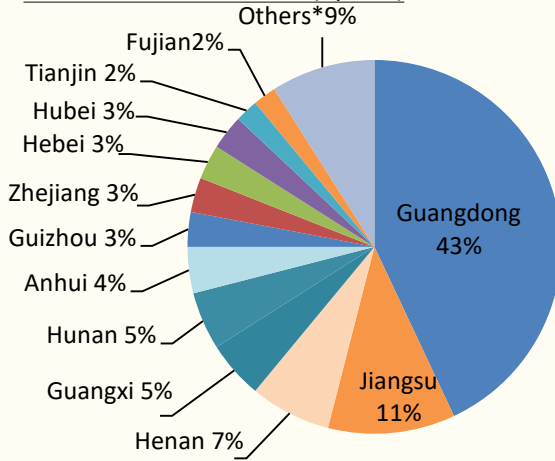
Cities (By Location)	Contracted Sales (RMB Billion)	Contracted Sales GFA ('000 Sqm)	Contracted Sales ASP (RMB per Sqm)
Jiangsu – Suzhou City	14.22	1,259	11,293
Guangdong – Huizhou City	12.86	1,379	9,327
Jiangsu – Zhenjiang City	12.04	1,543	7,806
Guangdong – Foshan City	11.97	1,321	9,058
Guangdong – Guangzhou City	10.82	892	12,133
Guangdong – Dongguan City	9.66	638	15,129
Hubei – Wuhan City	6.55	860	7,617
Jiangsu – Nanjing City	5.79	444	13,027
Hainan – Lingshui City	4.18	264	15,879
Anhui – Chuzhou City	4.11	701	5,866



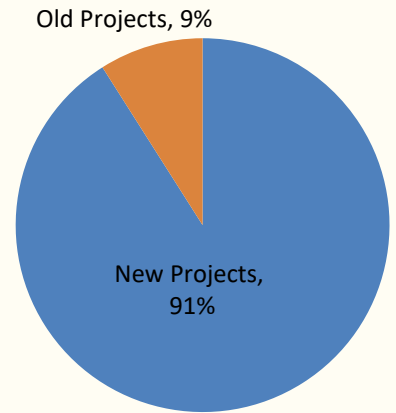
### New Land Acquisitions

■The Group acquired RMB123.25 billion (including minority interests) new lands with an estimated GFA of 66.35 million sqm for the first 9 months of 2016. The estimated attributable GFA to the owners of the Company was approximately 47.94 million sqm, and the total land premium was approximately RMB85.63 billion, the average land price was approximately RMB1,786per sqm. The breakdown of the estimated attributable GFA or value to the owners of the Company was as follows:

Provinces breakdown of newly acquired lands for the first 9 months of 2016 (By GFA)

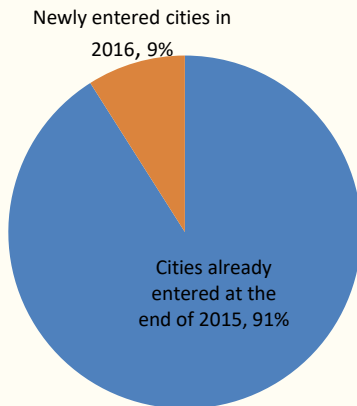


Project type breakdown of newly acquired lands for the first 9 months of 2016 (By GFA)

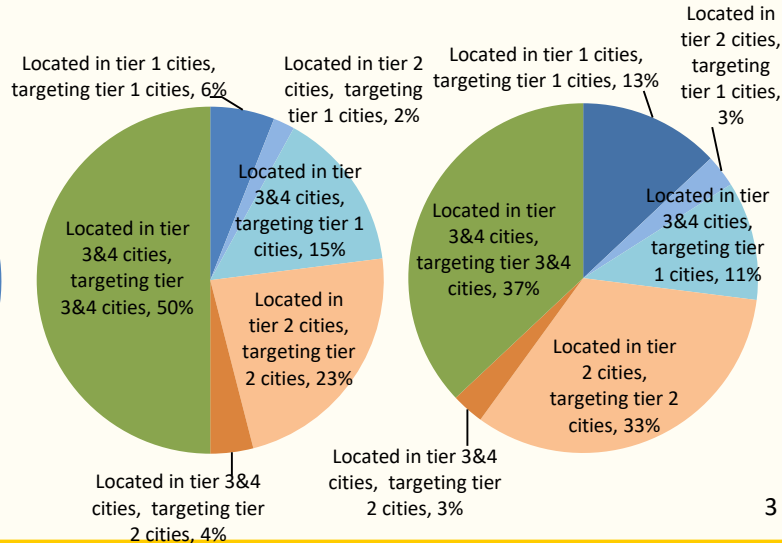


Note : Others\* including Hainan, Chongqing, Shaanxi, Gansu, Liaoning, Sichuan, Qinghai, Shanxi, Yunnan, Shanghai, Shandong, Inner Mongolia

City type breakdown of newly acquired lands for the first 9 months of 2016 (By Value)



Tier cities breakdown of newly acquired lands for the first 9 months of 2016 (By GFA)





New Land Acquisition in 2016							
Code	Province	Project	City (District)	Site Area	Expected GFA	Land Cost	CG Equity
				(sqm)	(sqm)	(RMB Million)	Ratio**
1	Guangdong	Maoming Country Garden Institution One*	Maoming(Maonan)	38,958	136,353	235	100%
2	Shandong	Country Garden - Jade City*	Weifang(Zhucheng)	86,026	111,834	135	47%
3	Henan	Country Garden - Phoenix Bay	Xinxiang(Pingyuan)	32,000	80,000	48	70%
4	Henan	Country Garden - Dragon City*	Zhengzhou(Xinyang)	34,667	100,533	105	51%
5	Hubei	Enshi Country Garden*	Enshi(Chengbei New Area)	113,933	136,720	137	43%
6	Hubei	Jingshan Country Garden*	Jingmen(Jingshan)	74,788	77,780	34	43%
7	Guangdong	Country Garden – Fortune Harbor*	Huizhou(Dayawan)	755,334	2,114,934	2,298	45%
8	Guangdong	Country Garden – Shen-hui-cheng*	Huizhou(Huiyang)	227,879	546,910	520	83%
9	Jiangsu	Muyang Country Garden*	Suqian(Muyang)	68,958	137,916	124	100%
10	Guangxi	Liujiang Country Garden	Liuzhou(Liujiang)	44,596	127,544	53	93%
11	Liaoning	Country Garden - Galaxy City	Shenyang(Yuhong)	119,396	238,791	136	100%
12	Henan	Country Garden - The Cullinan*	Zhengzhou(Jingkaiqu)	19,447	77,787	380	51%
13	Henan	Country Garden - Wanshan Lake One*	Zhengzhou(Xinyang)	99,553	179,196	161	51%
14	Guangdong	Country Garden - Longyue Mansion*	Huizhou(Dayawan)	60,000	210,000	254	90%
15	Guangdong	Country Garden - Jiulong Bay*	Zhaoqing(Huaiji)	116,000	348,000	205	85%
16	Guangdong	Country Garden - Chashan Mansion*	Dongguan(Chashan)	26,000	78,000	120	56%
17	Guangdong	(To be confirmed)*	Dongguan(Shijie)	96,667	212,667	241	94%
18	Henan	Country Garden - The Cullinan*	Pingdingshan(Weidong)	71,136	241,861	484	51%
19	Shandong	Wendeng Country Garden	Weihai(Wendeng)	26,665	50,664	27	100%
20	Zhejiang	(To be confirmed)*	Wenzhou(Yongjia)	39,393	126,058	786	90%
21	Guangdong	Country Garden - Xijiang Mansion Phase II*	Jiangmen(Pengjiang)	56,943	170,829	346	46%
22	Guangdong	(To be confirmed)*	Huizhou(Huidong)	200,010	474,024	640	51%
23	Guangdong	(To be confirmed)*	Huizhou(Huidong)	45,162	107,035	145	51%
24	Jiangsu	Country Garden - Dianshan Lake*	Suzhou(Wujiang)	971,598	194,320	233	37%
25	Guangdong	Poly Country Garden Zhongbin Garden*	Foshan(Shunde)	144,962	353,706	1,250	50%
26	Guangdong	Tianhe Star Delicacy*	Guangzhou(Tianhe)	43,619	114,282	624	60%
27	Shanghai	(To be confirmed)*	Shanghai(Pudong)	104,361	125,233	914	25%
28	Guangdong	Yingde Country Garden	Qingyuan(Yingde)	49,325	73,988	31	60%
29	Guangdong	Country Garden - Jiulong Bay*	Zhaoqing(Huaiji)	48,289	144,867	85	85%
30	Fujian	Country Garden - Cullinan Bay*	Quanzhou(Fengze)	129,333	388,000	870	46%
31	Jiangsu	Jiangyan Country Garden*	Taizhou(Jiangyan)	50,867	126,658	333	100%
32	Henan	Country Garden - Tianyu*	Luoyang(Luolong)	88,000	140,800	281	85%
33	Guangdong	Poly Country Garden Tianhui Garden*	Foshan(Chancheng)	136,354	522,237	1,959	50%
34	Hunan	Country Garden Park One*	Changsha(Tianxinqu)	92,000	214,360	83	51%
35	Guangdong	Dongshangu Country Garden*	Meizhou(Meijiang)	236,667	449,667	596	83%





New Land Acquisition in 2016(Cont'd)							
Code	Province	Project	City (District)	Site Area	Expected GFA	Land Cost	CG Equity
				(sqm)	(sqm)	(RMB Million)	Ratio**
36	Guangdong	Country Garden Grand Count*	Guangzhou(Zhengcheng)	138,281	345,703	728	85%
37	Hebei	Country Garden Beijing-jun*	Zhangjiakou(Xiahuayuan)	86,000	43,800	77	48%
38	Guangdong	Country Garden - Ten Miles Coast	Huizhou(Huidong)	16,400	57,400	47	100%
39	Guangdong	(To be confirmed)*	Shenzhen(Longgang)	21,533	91,947	1,288	70%
40	Henan	Country Garden Nanyang Mansion*	Nanyang(Wolong)	88,393	290,814	371	43%
41	Hunan	Wujiang - Country Garden City Plaza*	Loudi(Louxing)	120,667	539,380	272	51%
42	Hunan	Huaihua Country Garden Phase Two	Huaihua(Hecheng)	289,333	624,960	282	43%
43	Jiangsu	Country Garden - Xian-lin-dong-jun*	Zhenjiang(Jurong)	89,333	196,533	285	51%
44	Henan	Tianhui Country Garden*	Anyang(Wenfeng)	50,000	175,000	125	51%
45	Guangdong	Danzao Country Garden*	Foshan(Nanhai)	83,743	293,102	352	94%
46	Guizhou	Country Garden Weng'an Mansion*	Qiannanzhou(Weng'an)	34,933	52,400	31	80%
47	Chongqing	Country Garden - Jade Bay*	Chongqing(Yongchuan)	144,667	111,393	139	53%
48	Guangdong	Pingyuan Country Garden*	Meizhou(Pingyuan)	106,000	243,800	120	93%
49	Jiangsu	Country Garden - City Garden(Lai'an)	Chuzhou(Nanqiao)	119,153	256,180	133	100%
50	Yunnan	Country Garden - Phoenix Bay*	Kunming(Panlong)	40,000	80,000	230	94%
51	Guangxi	Country Garden - Phoenix Bay*	Liuzhou(Chengzhongqu)	235,863	467,008	2,270	93%
52	Henan	Country Garden - Dragon City*	Zhengzhou(Xingyang)	70,667	212,000	198	51%
53	Henan	Ruzhou Country Garden*	Pingdingshan(Ruzhou)	128,667	257,333	80	100%
54	Zhejiang	Country Garden Jun-yue-hao-ting*	Wenzhou(Cangnan)	62,402	124,804	59	51%
55	Guizhou	Country Garden - Zunyi One*	Zunyi(Nanbu New Area)	296,253	622,132	390	93%
56	Jiangsu	Vanke Country Garden*	Suzhou(Wuzhong)	76,420	213,976	809	43%
57	Guangdong	(To be confirmed)*	Guangzhou(Baiyun)	24,032	98,531	1,250	17%
58	Guangdong	(To be confirmed)*	Guangzhou(Baiyun)	15,951	65,399	840	17%
59	Guizhou	Jinsha Country Garden*	Bijie (Jinsha)	126,000	217,980	104	92%
60	Hebei	Country Garden - Guanting Lake One	Zhangjiakou(Huailai)	78,873	69,408	83	51%
61	Henan	Country Garden - Phoenix Bay*	Luoyang(Xigong)	132,667	534,647	629	68%
62	Anhui	Ningguo Country Garden*	Xuancheng(Ningguo)	56,667	102,000	93	85%
63	Guangxi	Country Garden - Jade Bay*	Liuzhou(Luzhai)	49,170	122,924	78	93%
64	Guangdong	Country Garden - Yufu*	Foshan(shunde)	74,667	221,013	484	100%
65	Jiangsu	Country Garden - Daxue Yixiang*	Zhenjiang(Jurong)	205,293	410,587	550	77%
66	Jiangsu	Country Garden - Jade Mansion*	Zhenjiang(Jurong)	127,807	319,517	527	85%
67	Jiangsu	Country Garden - Mount Earl*	Zhenjiang(Jurong)	32,520	65,040	98	85%
68	Anhui	Dongzhi Country Garden*	Chizhou(Dongzhi)	109,355	188,091	256	43%
69	Hebei	Country Garden - Jade County*	Handan(Jinanxin)	165,551	188,728	139	74%
70	Guangdong	Lianfeng Country Garden - Tianhui Bay*	Foshan(Gaoming)	67,333	202,000	24	30%



New Land Acquisition in 2016(Cont'd)

Code	Province	Project	City (District)	Site Area	Expected GFA	Land Cost	CG Equity
				(sqm)	(sqm)	(RMB Million)	Ratio**
71	Hunan	Hanshou Country Garden*	Changde(Hanshou)	166,000	214,140	149	43%
72	Guangdong	(To be confirmed)*	Huizhou(Huiyang)	1,634,667	3,923,202	4,393	100%
73	Guangdong	Country Garden Huijing County*	Guangzhou(Zengcheng)	59,333	118,667	38	43%
74	Jiangsu	Country Garden Xianlinyunshu*	Zhenjiang(Jurong)	66,667	70,000	212	77%
75	Qinghai	Xining Country Garden*	Xining(Chengbei)	144,000	403,200	690	89%
76	Anhui	Linqan Country Garden*	Fuyang(Linqan)	98,830	217,425	268	60%
77	Guangdong	Country Garden Longwan County*	Foshan(Shunde)	67,333	181,800	519	100%
78	Hunan	Huayao Country Garden Phoenix Bay*	Hengyang(Shigu)	340,667	531,440	435	60%
79	Jiangsu	Liyang Country Garden	Changzhou(Liyang)	80,667	111,320	132	85%
80	Anhui	Country Garden - Europe City	Chuzhou(Nanqiao)	98,020	147,030	96	100%
81	Hubei	Country Garden - Jade County*	Huanggang(Macheng)	71,333	88,453	66	51%
82	Gansu	Zhonghe Country Garden - Jade Bay*	Baiyin(Baiyin)	71,333	94,160	54	43%
83	Hunan	Changde Country Garden*	Changde(Wuling)	197,333	517,014	360	85%
84	Guangxi	Guigang Country Garden*	Guigang(Gangbei)	143,073	357,684	412	93%
85	Chongqing	Wuxi Country Garden*	Chongqing(Wuxi)	130,667	326,667	82	70%
86	Hunan	(To Be Confirmed)*	Shaoyang(Shaodong)	35,333	39,573	32	51%
87	Hebei	Country Garden - Jingshanling Greatwall Valley	Chengde(Luanping)	23,067	12,917	7	50%
88	Zhejiang	(To Be Confirmed)*	Hangzhou(Xiaoshan)	26,557	185,898	875	30%
89	Shanxi	Taiyuan Country Garden*	Taiyuan(Xiaodian)	63,607	95,410	232	51%
90	Guangdong	(To Be Confirmed)*	Huizhou(Huiyang)	1,486,667	1,486,667	2,624	55%
91	Guangdong	(To Be Confirmed)*	Guangzhou(Baiyun)	9,067	37,174	469	17%
92	Guangdong	Xuwen Country Garden*	Zhanjiang(Xuwen)	99,388	149,082	60	100%
93	Hebei	Country Garden - The Cullinan*	Handan(Congtai)	103,473	285,587	530	90%
94	Hebei	Kuancheng Country Garden*	Chengde(Kuancheng)	58,000	67,280	60	99%
95	Fujian	Country Garden - Cloud Space*	Xiamen(Xiang'an)	4,340	36,109	77	65%
96	Guangdong	Luoding Country Garden*	Yunfu(Luoding)	81,333	284,667	184	100%
97	Henan	(To Be Confirmed)*	Zhengzhou(Zhongmao)	48,920	122,300	217	60%
98	Anhui	Linqan Country Garden*	Fuyang(Linqan)	49,801	109,563	135	60%
99	Henan	Zhengzhou Country Garden Phase Two*	Zhengzhou(Xingyang)	224,667	292,067	337	43%
100	Hainan	Country Garden - Spring City*	Lingshui(Yingzhou)	276,333	151,983	190	47%
101	Hebei	Shijiazhuang Country Garden	Shijiazhuang(Yuanshi)	146,000	167,900	197	79%
102	Anhui	Yingzhou Country Garden*	Fuyang(Yingzhou)	214,313	627,938	1,688	80%
103	Hunan	Pingjiang Country Garden*	Yueyang(Pingjiang)	69,853	104,780	62	100%
104	Anhui	Liu'an Country Garden Phase Two*	Liu'an(Yu'an)	216,000	464,400	454	60%
105	Zhejiang	Country Garden - Mansion One*	Quzhou(Kecheng)	36,200	104,256	477	80%



New Land Acquisition in 2016(Cont'd)

Code	Province	Project	City (District)	Site Area	Expected GFA	Land Cost	CG Equity
				(sqm)	(sqm)	(RMB Million)	Ratio**
106	Hubei	Xiangyang Country Garden*	Xiangyang(Xiangzhou)	55,810	68,327	151	44%
107	Guangdong	Country Garden - Jiulong Bay Garden*	Dongguan(Changping)	57,647	115,293	231	46%
108	Guangdong	Country Garden - Tianbao Mansion*	Dongguan(Guancheng)	42,667	151,467	460	90%
109	Jiangsu	Dafeng Country Garden	Yancheng(Dafeng)	85,333	136,533	128	100%
110	Guangdong	Country Garden - Tianhui*	Jiangmen(Heshan)	77,400	232,200	159	90%
111	Zhejiang	Vanke - City of Light*	Wenzhou(Lucheng)	13,333	32,133	323	20%
112	Hebei	Country Garden - The One*	Qinhuangdao(Haigang)	134,287	349,146	931	20%
113	Guangdong	Country Garden Haojin Plaza*	Guangzhou(Zhengcheng)	41,713	125,140	476	51%
114	Guangdong	(To Be Confirmed)*	Guangzhou(Zhengcheng)	69,980	209,940	269	43%
115	Jiangsu	Jurong Industrial Park	Zhenjiang(Jurong)	20,400	51,000	21	100%
116	Guangdong	(To Be Confirmed)*	Guangzhou(Panyu)	32,800	98,400	148	51%
117	Jiangsu	Country Garden - Europe City	Chuzhou(Nanqiao)	120,547	198,902	118	100%
118	Yunnan	Country Garden - Pin-tai-ming-ju*	Kunming(Wuhua)	9,847	34,562	12	27%
119	Zhejiang	Wenzhou Country Garden Phase Two*	Wenzhou(Longwan)	45,107	99,235	283	50%
120	Jiangsu	(To Be Confirmed)*	Suzhou(Wujiang)	111,333	356,267	337	100%
121	Jiangsu	Country Garden - Zhongbang Shanghai City*	Nantong(Qidong)	458,254	577,399	1,585	99%
122	Jiangsu	Suqian Country Garden Phase Two	Suqian(Susu Park)	78,867	106,470	119	100%
123	Inner Mongolia	Baotou Country Garden*	Baotou(Kundulun)	104,846	58,598	79	43%
124	Guangdong	Country Garden - Grand Mansion Phase Two	Foshan(Shunde)	27,415	82,244	164	86%
125	Guangxi	Country Garden - Jade Bay*	Baise(Longjing)	167,413	334,827	350	93%
126	Guangxi	Hezhou Country Garden*	Hezhou(Babu)	59,913	149,783	82	92%
127	Gansu	Zhangye Country Garden	Zhangye(Binhe New Area)	44,753	22,377	31	85%
128	Jiangsu	Country Garden - Century City	Zhenjiang(Jurong)	93,953	241,281	226	85%
129	Hainan	(To Be Confirmed)*	Haikou(Longhua)	54,553	136,383	245	100%
130	Guizhou	Country Garden - Forest One	Qiannanzhou(Longli)	273,873	172,540	166	85%
131	Guangdong	Chaozhou Country Garden*	Chaozhou(Xiangqiao)	136,113	541,731	510	100%
132	Chongqing	Country Garden - Forest Bay*	Chongqing(Yunyang)	139,333	320,467	251	51%
133	Gansu	Tianshui Country Garden*	Tianshui(Qinzhou)	162,993	472,681	782	94%
134	Liaoning	Country Garden - Haichang Bordeaux Manor*	Dalian(Jinpu New Area)	396,667	245,933	510	51%
135	Liaoning	Country Garden - Haichang Red Flag Valley*	Dalian(Ganjingzi)	193,333	77,333	10	51%
136	Liaoning	(To Be Confirmed)*	Dalian(Zhongshan)	17,333	121,333	160	51%
137	Liaoning	Country Garden - Haichang Phoenix Bay*	Dalian(Zhongshan)	64,000	25,600	100	51%
138	Tianjin	Country Garden - Haichang Tianlan*	Tianjin(Binhai New Area)	171,333	428,334	529	51%
139	Tianjin	Country Garden - Haichang Mansion*	Tianjin(Binhai New Area)	12,667	95,000	30	51%
140	Hubei	Country Garden - Haichang Star Phase Four*	Wuhan(Dongxihu Area)	279,333	410,620	246	51%



New Land Acquisition in 2016(Cont'd)

Code	Province	Project	City (District)	Site Area	Expected GFA	Land Cost	CG Equity
				(sqm)	(sqm)	(RMB Million)	Ratio**
141	Sichuan	Country Garden - Haichang Tianlan*	Chengdu(Shuangliu)	292,000	584,000	10	51%
142	Chongqing	(To Be Confirmed)*	Chongqing(Nan'an)	238,000	164,220	20	51%
143	Guangdong	(To Be Confirmed)*	Shengzhen(Guangming New Area)	3,667	20,167	285	100%
144	Guangdong	Lianjiang Country Garden	Zhanjiang(Lianjiang)	119,467	179,200	123	100%
145	Hainan	Country Garden - Jun-lin-hai*	Lingshui(Binhai New Area)	338,534	139,476	1,095	50%
146	Yunnan	Country Garden - Zitai Area*	Kunming(Xishan)	25,713	49,884	212	54%
147	Hebei	Country Garden - Jinshanling Great Wall Valley	Chengde(Luanping)	69,667	39,710	21	50%
148	Guangdong	Ke-tian-xia Country Garden*	Meizhou(Meijiang)	274,847	590,921	569	70%
149	Guangdong	(To Be Confirmed)*	Guangzhou(Baiyun)	7,806	15,612	175	100%
150	Jiangsu	(To Be Confirmed)*	Wuxi(Binhu)	188,333	46,142	120	100%
151	Guizhou	Huishui Country Garden*	Qiannanzhou(Huishui)	68,080	102,120	51	88%
152	Jiangsu	Country Garden Xian-lin-dong-jun	Zhenjiang(Jurong)	19,707	43,355	65	43%
153	Jiangsu	Country Garden – Earl Hill	Zhenjiang(Jurong)	32,060	70,532	155	85%
154	Jiangsu	Country Garden – Jade Mansion	Zhenjiang(Jurong)	31,220	78,050	264	85%
155	Guangxi	Hengxian Country Garden*	Nanning(Hengxian)	50,320	150,960	77	93%
156	Hubei	Gongan Country Garden Grand Garden*	Jingzhou(Gong'an)	139,967	209,950	151	92%
157	Hunan	Daozhou Country Garden*	Yongzhou(Daoxian)	115,513	254,129	87	100%
158	Hunan	Shimen Country Garden	Changde(Shimen)	34,027	91,872	35	85%
159	Guangdong	Country Garden – Phoenix Hill*	Heyuan(Jiangdong New Area)	62,800	113,040	90	100%
160	Guangdong	Bi-Gui-Yue Mansion*	Foshan(Nanhai)	21,940	59,238	129	100%
161	Guizhou	Country Garden – Phoenix City*	Qiannanzhou(Duyun)	130,747	166,048	101	92%
162	Guangdong	Yingde Country Garden	Qingyuan(Yingde)	24,720	39,305	16	60%
163	Zhejiang	(To Be Confirmed)*	Ningbo(Yinzhou)	42,640	91,676	208	100%
164	Hunan	Shaoyang Country Garden*	Shaoyang(Shuangqing)	182,207	262,378	273	55%
165	Jiangsu	Country Garden Feicuitai*	Nanjing(Lishui)	66,507	119,712	296	60%
166	Jiangsu	Jintan Country Garden	Changzhou(Jintan)	36,947	92,367	111	85%
167	Guangdong	(To Be Confirmed)*	Huizhou(Huiyang)	354,667	532,000	787	51%
168	Hebei	Country Garden – City One *	Cangzhou(Renqiu)	21,073	52,894	75	30%
169	Henan	Country Garden Wanshan Lake One	Zhengzhou(Xingyang)	128,947	232,104	225	51%
170	Jiangsu	(To Be Confirmed)*	Suzhou(Wujiang)	133,087	332,717	2,915	31%
171	Guangdong	(To Be Confirmed)*	Zhaoqing(Sihui)	220,193	746,456	159	100%
172	Anhui	Lujiang Country Garden-Phase Two*	Hefei(Lujiang)	67,627	135,253	244	43%
173	Guangdong	Country Garden – Cullinan Bay *	Zhongshan(Shiqi)	84,667	117,687	298	68%
174	Zhejiang	(To Be Confirmed)*	Ningbo(Yinzhou)	69,773	139,547	634	50%
175	Guizhou	Country Garden Songtao One*	Tongren(Songtao)	103,953	155,930	78	73%





New Land Acquisition in 2016(Cont'd)							
Code	Province	Project	City (District)	Site Area	Expected GFA	Land Cost	CG Equity
				(sqm)	(sqm)	(RMB Million)	Ratio**
176	Jiangsu	(To Be Confirmed)*	Nantong(Chongchuan)	71,287	120,475	468	46%
177	Jiangsu	Country Garden – Jade River*	Taizhou(Jingjiang)	138,520	182,015	375	62%
178	Guangdong	(To Be Confirmed)*	Shenzhen(Longgang)	106,853	609,064	2,621	51%
179	Zhejiang	(To Be Confirmed)*	Shaoxing(Shengzhou)	175,073	470,948	1,137	51%
180	Shanghai	(To Be Confirmed)*	Shanghai(Fengxian)	19,567	45,003	416	33%
181	Shanghai	(To Be Confirmed)*	Shanghai(Fengxian)	87,333	157,200	2,310	30%
182	Anhui	Country Garden – Jade Mansion*	Wuhu(Wuwei)	67,527	114,795	140	60%
183	Anhui	Country Garden – Jade Mansion*	Wuhu(Wuwei)	77,847	132,339	162	60%
184	Anhui	Country Garden – Jade Mansion*	Wuhu(Wuwei)	63,893	83,061	130	60%
185	Fujian	(To Be Confirmed)*	Quanzhou(Fengze)	34,400	52,976	143	48%
186	Guangdong	Nanxiong Country Garden*	Shaoguan(Nanxiong)	140,367	252,660	259	90%
187	Guangdong	Country Garden - Riverside One*	Jiangmen(Pengjiang)	63,731	159,327	715	95%
188	Guangdong	Mazhang Country Garden*	Zhanjiang(Mazhang)	176,347	573,127	379	100%
189	Jiangsu	Country Garden - Yanshan Mansion*	Changzhou(Liyang)	176,013	316,824	1,186	85%
190	Guangdong	Yunhe Country Garden*	Dongguan(Guancheng)	14,120	46,596	590	90%
191	Jiangsu	Country Garden - Jade Bay Phase Three*	Suzhou(Zhangjiagang)	52,047	109,298	547	100%
192	Tianjin	(To Be Confirmed)*	Tianjin(Wuqing)	109,133	109,133	434	80%
193	Hubei	Qianjiang Country Garden*	Qianjiang(Yuanlin)	94,000	151,340	85	47%
194	Guangdong	(To Be Confirmed)*	Huizhou(Huiyang)	53,680	187,880	609	100%
195	Henan	Country Garden - Phoenix Bay	Xinxiang(Pingyuan)	209,807	407,025	343	53%
196	Zhejiang	(To Be Confirmed)*	Ningbo(Cixi)	48,520	121,300	336	100%
197	Fujian	Country Garden Huarong - Century City*	Fuzhou(Fuqing)	123,667	371,000	620	48%
198	Fujian	Country Garden Huarong - Century City*	Fuzhou(Fuqing)	14,183	45,527	61	51%
199	Guangdong	Xiashan Country Garden*	Zhanjiang(Xiashan)	22,417	82,269	230	100%
200	Henan	Zhengkai Country Garden*	Kaifeng(New District)	155,227	232,840	433	70%
201	Guangdong	Country Garden Triumphant Mansion*	Shaoguan(Wujiang)	128,667	450,334	296	85%
202	Guangdong	Liannan Country Garden*	Qingyuan(Liannan)	38,087	56,749	26	60%
203	Guangxi	Hechi Country Garden*	Hechi(Jinchengjiang)	278,653	417,980	287	93%
204	Guangdong	Country Garden Amber Garden*	Guangzhou(Zengcheng)	86,887	173,773	130	43%
205	Henan	(To Be Confirmed)*	Zhengzhou(Xingyang)	81,073	243,220	273	51%
206	Henan	Country Garden - Dragon City	Zhengzhou(Xingyang)	39,313	117,940	111	33%
207	Guizhou	Country Garden - Guiyang One*	Guiyang(Huaxi)	91,787	211,109	146	51%
208	Zhejiang	(To Be Confirmed)*	Quzhou(Longyou)	70,000	126,000	571	70%
209	Zhejiang	(To Be Confirmed)*	Jiaxing(Tongxiang)	70,000	126,000	715	95%
210	Zhejiang	(To Be Confirmed)*	Wenzhou(Lucheng)	36,013	126,047	2,104	70%
211	Hubei	(To Be Confirmed)*	Wuhan(Hanyang)	31,607	126,427	2,531	100%



New Land Acquisition in 2016(Cont'd)							
Code	Province	Project	City (District)	Site Area	Expected GFA	Land Cost	CG Equity
				(sqm)	(sqm)	(RMB Million)	Ratio**
212	Jiangsu	Country Garden - Tianyue Bay Mansion*	Suzhou(Taicang)	72,720	156,348	886	100%
213	Guangdong	Country Garden - Tianyu*	Yangjiang(Yangdong)	51,000	153,000	50	30%
214	Hebei	Country Garden - The One*	Zhangjiakou(Yuxian)	26,000	93,600	41	51%
215	Hebei	(To Be Confirmed)*	Tianjin(Wuqing)	91,333	274,000	236	64%
216	Zhejiang	(To Be Confirmed)*	Quzhou(Kecheng)	150,607	301,213	1,440	50%
217	Guangdong	(To Be Confirmed)*	Jiangmen(Xinhui)	213,387	503,593	451	94%
218	Anhui	Country Garden - The One	Maanshan(Dangtu)	35,433	70,867	58	85%
219	Hubei	Tianmen Country Garden*	Tianmen(Chengbei)	66,680	76,682	59	67%
220	Hubei	Yichang Qingneng Country Garden	Yichang(Dianjun)	32,207	70,855	103	44%
221	Hubei	Yichang Qingneng Country Garden	Yichang(Dianjun)	75,580	166,276	240	44%
222	Guangxi	Rongxian Country Garden*	Yulin(Rongxian)	66,227	99,340	53	85%
223	Hubei	Xiaogan Country Garden*	Xiaogan(Xiannan)	50,127	60,152	58	70%
224	Guangdong	Country Garden - Ten Miles Coast*	Yangjiang(Bin Hai New Area)	110,193	220,387	245	100%
225	Guangdong	Country Garden - Ten Miles Coast*	Yangjiang(Bin Hai New Area)	99,900	199,800	185	100%
226	Guangdong	Shantou Country Garden*	Shantou(Longhu)	86,300	162,244	712	100%
227	Hebei	Country Garden - Beijing-jun	Zhangjiakou(Xiahuayuan)	29,747	53,544	18	43%
228	Guangdong	Country Garden - Tianhui*	Maoming(Maonan)	20,073	70,257	175	100%
229	Yunnan	Country Garden - The Palace*	Kunming(Wuhua)	60,093	102,159	245	55%
230	Guangdong	Country Garden - Tianyu*	Qingyuan(Qingcheng)	11,253	66,057	75	60%
231	Guangdong	(To Be Confirmed)*	Huizhou(Huiyang)	101,727	244,144	335	100%
232	Jiangsu	Country Garden - Daxue Yinxiang	Zhenjiang(Jurong)	51,000	132,090	153	77%
233	Hebei	Country Garden Jade Bay*	Handan(Wuan)	184,573	326,695	257	72%
234	Shanxi	Jinzhong Country Garden*	Jinzhong(Yuci)	79,733	239,200	443	51%
235	Guangxi	Lipu Country Garden*	Guilin(Lipu)	106,753	266,883	144	98%
236	Guizhou	Suiyang Country Garden*	Zhunyi(Suiyang)	55,253	98,033	43	90%
237	Henan	Country Garden - Grand Garden*	Zhengzhou(Zhongmu)	38,000	95,000	202	80%
238	Sichuan	Country Garden - Nanguofu*	Nanchong(Nanbu)	50,450	126,125	98	100%
239	Hunan	Guiyang Country Garden*	Chenzhou(Guiyuang)	161,533	245,531	109	51%
240	Guangdong	Meixian Country Garden*	Meizhou(Meixian)	82,653	214,899	135	60%
241	Hunan	Yongxing Country Garden*	Chenzhou(Yongxing)	46,447	101,254	38	51%
242	Jiangsu	Chongming Dao Country Garden*	Nantong(Qidong)	365,300	401,830	547	80%
243	Fujian	Country Garden Dragon Bay*	Longyan(Shanghang)	40,793	101,983	211	55%
244	Fujian	Datian Country Garden*	Sanming(Datian)	47,853	118,676	223	80%
245	Hunan	Yongzhou Country Garden*	Yongzhou(Lingling)	69,573	139,147	71	51%
246	Guangdong	Huilai Country Garden*	Jieyang(Huilai)	230,327	460,654	388	100%



New Land Acquisition in 2016(Cont'd)

Code	Province	Project	City (District)	Site Area	Expected GFA	Land Cost	CG Equity
				(sqm)	(sqm)	(RMB Million)	Ratio**
247	Anhui	Jiayuan - Orient City*	Hefei(Lujiang)	180,707	325,272	867	20%
248	Guangdong	Country Garden Lingshanshengshi*	Foshan(Chancheng)	116,667	256,667	1,892	100%
249	Guangdong	Country Garden - Jade Hill*	Foshan(Sanshui)	198,000	198,000	350	90%
250	Guangxi	Beihai Country Garden*	Beihai(Yinhai)	170,247	338,791	380	80%
251	Jiangsu	Country Garden - Baiyuewan*	Suzhou(Taicang)	32,940	65,880	176	43%
252	Guangdong	Country Garden - Century City*	Yangjiang(Bin Hai New Area)	139,773	279,547	353	100%
253	Guangdong	Country Garden - Century City*	Yangjiang(Bin Hai New Area)	78,880	157,760	209	100%
254	Hainan	Country Garden Central One	Haikou(Longhua)	87,100	217,750	958	100%
255	Guangdong	Wengyuan Country Garden*	Shaoguan(Wengyuan)	125,633	188,450	103	100%
256	Guangdong	Country Garden - No.1 Fashion City*	Zhanjiang(Chikan)	36,527	109,580	341	100%
257	Fujian	Country Garden - Golf Villa*	Fuzhou(Minhou)	362,434	130,476	1,394	57%
258	Guangdong	(To Be Confirmed)*	Dongguan(Nancheng)	6,653	45,855	229	54%
259	Anhui	The Central Mansion*	Chuzhou(Nanqiao)	159,787	319,573	732	100%
260	Guangdong	(To Be Confirmed)*	Shantou(Chenghai)	52,840	237,780	480	70%
261	Guangdong	Country Garden - Central One*	Dongguan(Guancheng)	34,000	94,520	503	90%
262	Guangdong	(To Be Confirmed)*	Dongguan(Liaobu)	36,333	90,833	935	27%
263	Guangdong	Xinhui Country Garden - Phase 8*	Jiangmen(Xinhui)	44,500	133,500	676	100%
264	Guangdong	(To Be Confirmed)	Huizhou(Huiyang)	51,333	166,320	350	100%
265	Hubei	Country Garden - Phoenix Bay*	Suizhou(Guangshui)	120,527	192,843	98	51%
266	Fujian	(To Be Confirmed)*	Fuzhou(Changle)	46,580	116,450	246	100%
267	Guangdong	(To Be Confirmed)*	Huizhou(Huiyang)	36,733	110,200	320	70%
268	Tianjin	Country Garden - Yajun Garden*	Tianjin(Wuqing)	205,627	246,752	570	100%
269	Henan	Country Garden - Tianyue*	Zhengzhou(Jingkaifu)	53,547	187,413	717	100%
270	Hainan	Sanya Country Garden*	Sanya(Yazhou)	29,510	64,922	519	100%
271	Shanghai	Country Garden Pudong Star Delicacy*	Shanghai(Pudong)	33,157	53,050	271	50%
272	Shanghai	(To Be Confirmed)*	Shanghai(Qingpu)	23,450	46,900	1,412	50%
273	Anhui	Bozhou-Pinghoufu*	Bozhou(Jiaocheng)	123,260	308,150	654	43%
274	Guangdong	(To be confirmed)*	Dongguan(Shipai)	35,933	39,527	562	90%
275	Guangdong	Qujiang Country Garden*	Shaoguan(Qujiang)	57,187	137,248	61	60%
276	Guangdong	Country Garden Grand Garden*	Shaoguan(Wengyuan)	61,953	123,907	115	100%
277	Guizhou	Renhuai Country Garden-Flower Garden	Zunyi(Renhuai)	48,880	97,760	82	90%
278	Henan	(To be confirmed)*	Zhengzhou(Zhongyuan)	194,533	583,600	1,328	100%
279	Hubei	Country Garden - Jade Mansion*	Huanggang(Tuanfeng)	63,333	126,667	48	51%
280	Hubei	Country Garden - Central Mansion*	Huanggang(Huangzhou)	59,327	237,307	238	51%
281	Hunan	Country Garden - Central Garden*	Changsha (Changsha)	25,600	107,520	159	51%



New Land Acquisition in 2016(Cont'd)							
Code	Province	Project	City (District)	Site Area	Expected GFA	Land Cost	CG Equity
				(sqm)	(sqm)	(RMB Million)	Ratio**
282	Jiangsu	Suining Country Garden	Xuzhou(Suining)	133,620	209,784	223	100%
283	Jiangsu	(To be confirmed)*	Suzhou(Wujiang)	93,720	159,324	1,675	100%
284	Jiangsu	Country Garden - Zhongbang Shanghai City	Nantong(Qidong)	13,113	26,227	111	100%
285	Jiangsu	(To be confirmed)*	Suzhou(Taicang)	59,280	106,704	119	44%
286	Jiangsu	Country Garden - Jitian International*	Suzhou(Kunshan)	58,840	268,899	946	100%
287	Guangdong	(To be confirmed)*	Huizhou(Dayawan)	30,000	96,000	210	90%
288	Jiangsu	Country Garden - Ten Miles Coast*	Yangzhou(Gaoyou)	69,967	209,900	183	30%
289	Jiangxi	(To be confirmed)*	Ganzhou(Rongjiang New Town)	65,547	159,934	323	100%
290	Guangdong	Country Garden - Phoenix City*	Zhongshan(Nanqu)	586,667	1,126,401	1,080	72%
291	Tianjin	(To be confirmed)*	Tianjin(Jizhou)	299,847	329,831	630	51%
292	Hebei	Country Garden - Jade County*	Cangzhou (Qingxian)	35,062	70,123	72	51%
293	Shaanxi	Country Garden - Phoenix City*	Xi'an(Weiyang)	798,000	877,800	2,061	70%
294	Guangdong	Country Garden-Time City*	Shanwei(Chengqu)	83,967	219,993	117	100%
295	Guangdong	Country Garden-Wuzhou City*	Chaozhou(Fengxi)	30,667	138,000	244	51%
296	Chongqing	Country Garden - The One*	Chongqing(Fulin)	53,527	96,348	159	100%
297	Tianjin	(To be confirmed)*	Tianjin(Jizhou)	300,000	330,000	630	51%
<b>Total</b>				<b>34,566,692</b>	<b>66,349,136</b>	<b>123,255</b>	
<b>September sub-total</b>				<b>3,381,830</b>	<b>6,186,954</b>	<b>12,030</b>	

\*New projects in 2016

\*\*CG's project level equity stake may subject to change due to the implementation of the partnership scheme, under which CG's senior management teams from both HQ and project level are required to take no more than 15% of equity of all the projects acquired after October 2014.