

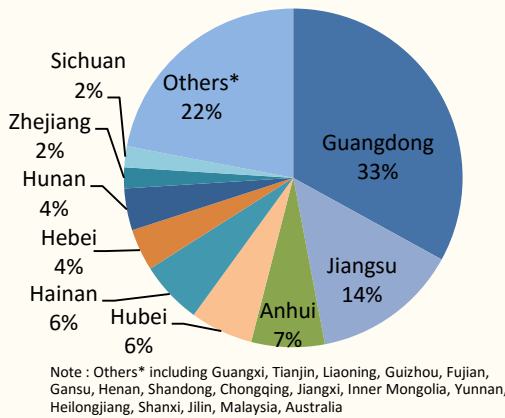


Country Garden Holdings Company Limited (“Country Garden” or the “Company”) together with its subsidiaries, (collectively, the “Group”) (stock code: 2007) is one of China’s leading integrated property developers. It has standardized operations with business comprising property development, construction, installation, fitting, property management, as well as hotel development and management. In addition, “Country Garden” has been named by the PRC State Administration for Industry and Commerce as “China’s Well-Known Trademarks” in the property sector in 2006. The Group became a constituent stock of MSCI Global Standard Indices on 1 September 2007. It also became a constituent stock of Hang Seng Composite Index and Hang Seng Mainland 100 on 10 September 2007.

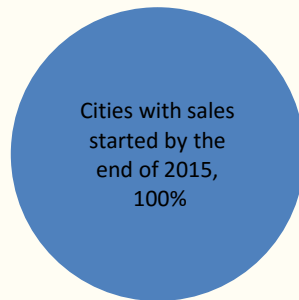
Contracted Sales

■ For the first 4 months of 2016, the Group, together with its joint ventures and associates, achieved contracted sales of approximately RMB64.92 billion with contracted sales GFA of approximately 8.30 million square meters (“sqm”) (among which, the contracted sales and contracted sales GFA attributable to owners of the Company amounted to RMB50.26 billion and 6.83 million sqm, respectively).

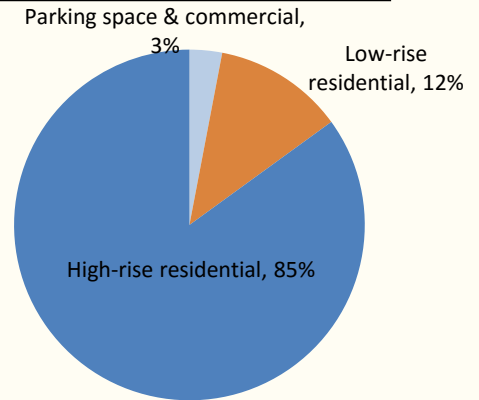
Geographical breakdown of contracted sales for the first 4 months of 2016 (By Value)



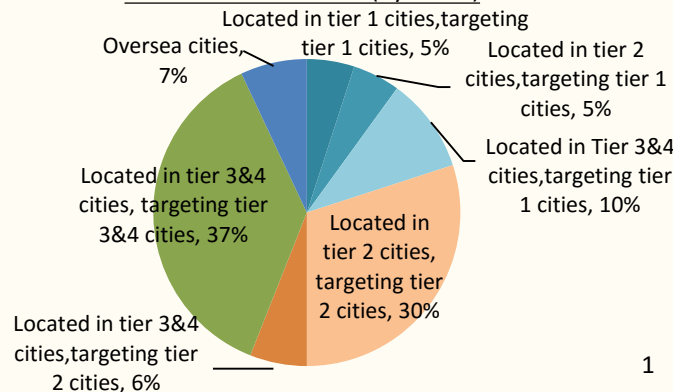
City type breakdown of onshore contracted sales for the first 4 months of 2016 (By Value)



Product type breakdown of contracted sales for the first 4 months of 2016 (By Value)



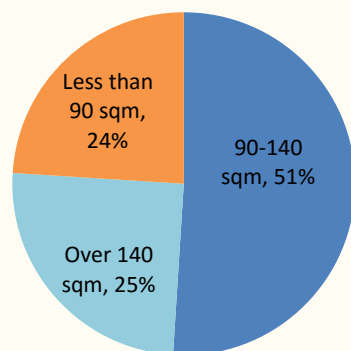
Tier cities breakdown of contracted sales for the first 4 months of 2016 (By Value)



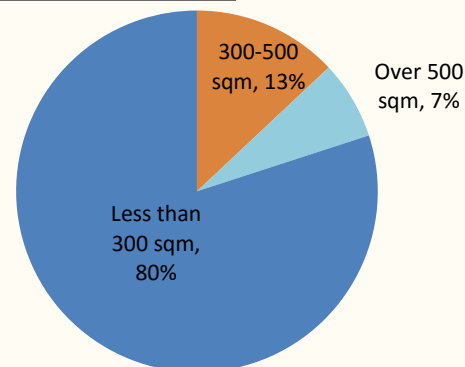


Contracted Sales (Cont'd)

Unit size breakdown of contracted sales of high-rise residential products for the first 4 months of 2016 (By Value)



Unit size breakdown of contracted sales of low-rise residential products for the first 4 months of 2016 (By Value)



■ Top ten cities where the Group, together with its joint ventures and associates, achieved the highest contracted sales for the first 4 months of 2016 were as follows; the aggregated contracted sales amount in these 10 cities was approximately RMB29.32 billion, accounting for approximately 45.2% of the Group together with its joint ventures and associates' total contracted sales.

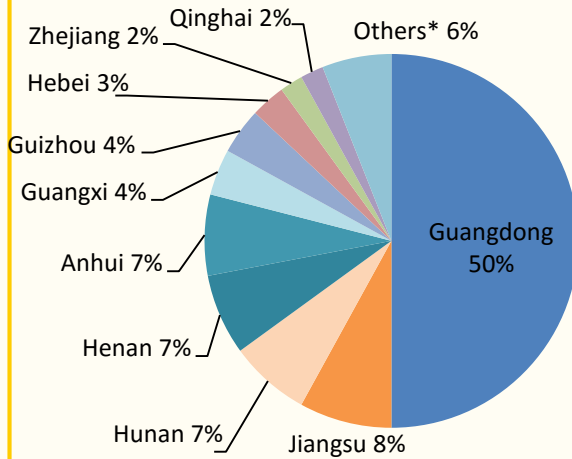
Cities (By Location)	Contracted Sales (RMB Billion)	Contracted Sales GFA ('000 Sqm)	Contracted Sales ASP (RMB per Sqm)
Guangdong – Huizhou City	5.29	677	7,813
Guangdong – Dongguan City	4.46	301	14,847
Hainan – Lingshui City	3.34	214	15,582
Guangdong – Guangzhou City	3.03	255	11,912
Hubei – Wuhan City	2.89	376	7,698
Guangdong – Foshan City	2.75	332	8,263
Jiangsu – Nanjing City	2.08	180	11,558
Jiangsu – Suzhou City	2.05	221	9,280
Jiangsu – Zhenjiang City	1.87	298	6,272
Guangdong – Jiangmen City	1.56	238	6,585



New Land Acquisitions

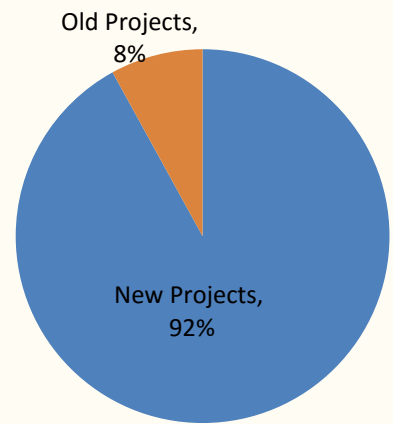
■The Group acquired RMB48.5 billion (including minority interests) new lands with an estimated GFA of 30.74 million sqm for the first 4 months of 2016. The estimated attributable GFA to the owners of the Company was approximately 21.99 million sqm, and the total land premium was approximately RMB32.63 billion, the average land price was approximately RMB1,484 per sqm. The breakdown of the estimated attributable GFA or value to the owners of the Company was as follows:

Provinces breakdown of newly acquired lands for the first 4 months of 2016 (By GFA)

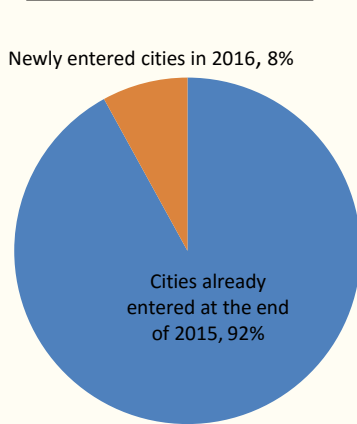


Note : Others* including Chongqing, Liaoning, Fujian, Hubei, Shandong, Hainan, Yunan, Shanxi, Gansu, Shanghai

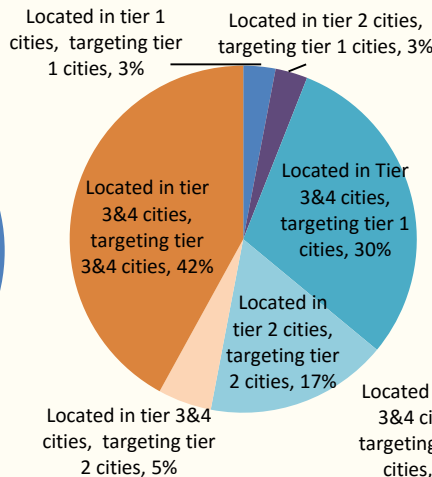
Project type breakdown of newly acquired lands for the first 4 months of 2016 (By GFA)



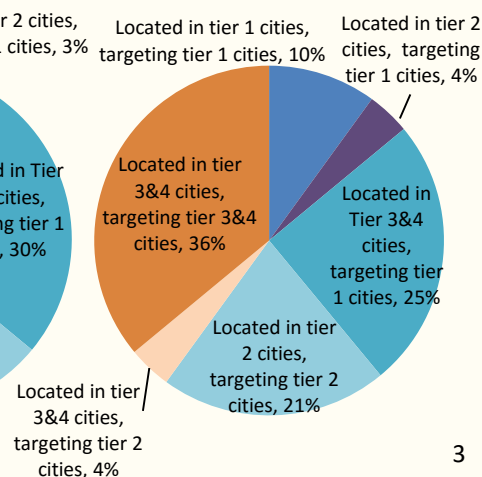
City type breakdown of newly acquired lands for the first 4 months of 2016 (By Value)



Tier cities breakdown of newly acquired lands for the first 4 months of 2016 (By GFA)



Tier cities breakdown of newly acquired lands for the first 4 months of 2016 (By Value)





New Land Acquisition in 2016						
Province	Project	City (District)	Site Area	Expected GFA	Land Cost	CG Equity
			(sqm)	(sqm)	(RMB Million)	Ratio**
Guangdong	Maoming Country Garden Institution One *	Maoming(Maonan)	38,958	136,353	235	100%
Shandong	Country Garden - Jade City*	Weifang(Zhucheng)	86,026	111,834	135	47%
Henan	Country Garden - Phoenix Bay	Xinxiang(Pingyuan)	32,000	80,000	48	70%
Henan	Country Garden - Dragon City*	Zhengzhou(Xingyang)	34,667	100,533	105	51%
Hubei	Enshi Country Garden*	Enshi(Chengbeixinqu)	113,933	136,720	137	43%
Hubei	Jingshan Country Garden*	Jingmen(Jingshan)	74,788	77,780	34	43%
Guangdong	(To be confirmed)*	Huizhou(Dayawan)	755,334	2,114,934	2,298	45%
Guangdong	(To be confirmed)*	Huizhou(Huiyang)	227,879	546,910	520	81%
Jiangsu	Muyang Country Garden *	Suqian(Muyang)	68,958	137,916	124	100%
Guangxi	Liujiang Country Garden	Liuzhou(Liujiang)	44,596	127,544	53	93%
Liaoning	Country Garden - Galaxy City	Shenyang(Yuhong)	119,396	238,791	136	100%
Henan	Country Garden - The Cullinan*	Zhengzhou(Jingkaiqu)	19,447	77,787	380	51%
Henan	Country Garden - Wanshan Lake One*	Zhengzhou(Xingyang)	99,553	179,196	161	51%
Guangdong	(To be confirmed)*	Huizhou(Dayawan)	60,000	210,000	254	90%
Guangdong	Country Garden - Jiulong Bay*	Zhaoqing(Huaiji)	116,000	348,000	205	85%
Guangdong	Country Garden - Chashan Mansion*	Dongguan(Chashan)	26,000	78,000	120	56%
Guangdong	(To be confirmed)*	Dongguan(Shijie)	96,667	212,667	241	94%
Henan	Country Garden - The Cullinan*	Pingdingshan(Weidong)	71,136	241,861	484	51%
Shandong	Wendeng Country Garden	Weihai(Wendeng)	26,665	50,664	27	100%
Zhejiang	(To be confirmed)*	Wenzhou(Yongjia)	39,393	126,058	786	90%
Guangdong	Country Garden - Xijiang Mansion Phase II*	Jiangmen(Pengjiang)	56,943	170,829	346	46%
Guangdong	(To be confirmed)*	Huizhou(Huidong)	200,010	474,024	640	51%
Guangdong	(To be confirmed)*	Huizhou(Huidong)	45,162	107,035	145	51%
Zhejiang	Country Garden - Shi-li-jiang-nan*	Suzhou(Wujiang)	971,598	194,320	233	37%
Guangdong	Poly Country Garden Zhongbin Garden*	Foshan(Shunde)	144,962	353,706	1,250	50%
Guangdong	(To be confirmed)*	Guangzhou(Tianhe)	43,619	114,282	624	60%
Guangdong	(To be confirmed)*	Guangzhou(Panyu)	60,429	181,287	71	70%
Shanghai	(To be confirmed)*	Shanghai(Pudong)	104,361	125,233	914	25%
Guangdong	Yingde Country Garden	Qingyuan(Yingde)	49,325	73,988	31	60%
Guangdong	Country Garden - Jiulong Bay*	Zhaoqing(Huaiji)	48,289	144,867	85	85%
Fujian	Country Garden - Cullinan Bay*	Quanzhou(Fengze)	129,333	388,000	870	46%
Jiangsu	Jiangyan Country Garden*	Taizhou(Jiangyan)	50,867	126,658	333	100%
Henan	Country Garden - Tianyu*	Luoyang(Luolong)	88,000	140,800	281	85%



New Land Acquisition in 2016 (Cont'd)

Province	Project	City (District)	Site Area	Expected GFA	Land Cost	CG Equity
			(sqm)	(sqm)	(RMB Million)	Ratio**
Guangdong	Poly Country Garden Tianhui Garden*	Foshan(Chancheng)	136,354	522,237	1,959	50%
Hunan	Country Garden Park One*	Changsha(Tianxinqu)	92,000	214,360	83	51%
Guangdong	Dongshangu Country Garden*	Meizhou(Meijiang)	236,667	449,667	596	83%
Guangdong	Country Garden Grand Count*	Guangzhou(Zhengcheng)	138,281	345,703	728	85%
Hebei	Country Garden Guan-shan-yue*	Zhangjiakou (Xiahuayuanqu)	86,000	43,800	77	48%
Guangdong	Country Garden - Ten Miles Coast	Huizhou(Huidong)	16,400	57,400	47	100%
Guangdong	(To be confirmed)*	Shenzhen(Longgang)	21,533	91,947	1,288	100%
Henan	Country Garden Nanyang Mansion*	Nanyang(Wolong)	88,393	290,814	371	43%
Hunan	Wujiang - Country Garden City Plaza*	Loudi(Louxing)	120,667	539,380	272	51%
Hunan	Huaihua Country Garden Phase Two	Huaihua(Hecheng)	289,333	624,960	282	43%
Jiangsu	Country Garden - Xian-lin-dong-jun*	Zhenjiang(Jurong)	89,333	196,533	285	51%
Henan	Tianhui Country Garden*	Anyang(Wenfeng)	50,000	175,000	125	51%
Guangdong	Danzao Country Garden*	Foshan(Nanhai)	83,743	293,102	352	100%
Guizhou	Country Garden Weng'an Mansion*	Qiannanzhou(Weng'an)	34,933	52,400	31	80%
Chongqing	Country Garden - Jade Bay*	Chongqing(Yongchuan)	144,667	111,393	139	51%
Guangdong	Pingyuan Country Garden*	Meizhou(Pingyuan)	106,000	243,800	120	93%
Jiangsu	Country Garden - Europe City Phase Two	Chuzhou(Nanqiao)	119,153	256,180	133	100%
Yunnan	Country Garden - Phoenix Bay*	Kunming(Panlong)	40,000	80,000	230	99%
Guangxi	Country Garden - Phoenix Bay*	Liuzhou(Chengzhongqu)	235,863	467,008	2,270	93%
Henan	Country Garden - Dragon City*	Zhengzhou(Rongyang)	70,667	212,000	198	51%
Henan	Ruzhou Country Garden*	Pingdingshan(Ruzhou)	128,667	257,333	80	100%
Zhejiang	Country Garden Jun-yue-hao-ting*	Wenzhou(Cangnan)	62,402	124,804	59	51%
Guizhou	Country Garden - Zunyi One*	Zunyi(Nanbuxinqu)	296,253	622,132	390	93%
Jiangsu	Vanke Country Garden*	Suzhou(Wuzhong)	76,420	213,976	809	43%
Guangdong	(To be confirmed)*	Guangzhou(Baiyun)	24,032	98,531	1,250	17%
Guangdong	(To be confirmed)*	Guangzhou(Baiyun)	15,951	65,399	840	17%
Guizhou	Jinsha Country Garden*	Bijie (Jinsha)	126,000	217,980	104	92%
Hebei	Country Garden Guanting Lake	Zhangjiakou(Huailai)	78,873	69,408	83	51%
Henan	Country Garden Phoenix Bay*	Luoyang(Xigong)	132,667	534,647	629	68%
Anhui	Ningguo Country Garden*	Xuancheng(Ningguo)	56,667	102,000	93	85%
Guangxi	Country Garden Jade Bay*	Liuzhou(Luzhai)	49,170	122,924	78	93%
Guangdong	Country Garden Yufu*	Foshan(shunde)	74,667	221,013	484	100%
Jiangsu	Country Garden Daxue Yinxiang*	Zhenjiang(Jurong)	205,293	410,587	550	75%
Jiangsu	Country Garden Jade Mansion*	Zhenjiang(Jurong)	127,807	319,517	527	85%
Jiangsu	Country Garden Mount Earl*	Zhenjiang(Jurong)	32,520	65,040	98	85%



New Land Acquisition in 2016 (Cont'd)

Province	Project	City (District)	Site Area	Expected GFA	Land Cost	CG Equity
			(sqm)	(sqm)	(RMB Million)	Ratio**
Anhui	Dongzhi Country Garden*	Chizhou(Dongzhi)	109,355	188,091	256	43%
Hebei	Country Garden - Jade County*	Handan(Jinanxin)	165,551	188,728	139	74%
Guangdong	Lianfeng Country Garden Tianhui Bay*	Foshan(Gaoming)	67,333	202,000	24	30%
Hunan	Hanshou Country Garden*	Changde(Hanshou)	166,000	214,140	149	43%
Guangdong	(To be confirmed)*	Huizhou(Huiyang)	1,634,667	3,923,202	4,393	100%
Guangdong	Country Garden Huijing County*	Guangzhou(Zengcheng)	59,333	118,667	38	43%
Jiangsu	Country Garden Xianlinyunshu*	Zhenjiang(Jurong)	66,667	70,000	212	75%
Qinghai	Xining Country Garden*	Xining(Chengbei)	144,000	403,200	690	84%
Anhui	Linqan Country Garden*	Fuyang(Linqan)	98,830	217,425	268	60%
Guangdong	Country Garden Longwan County*	Foshan(Shunde)	67,333	181,800	519	100%
Hunan	Huayao Country Garden Phoenix Bay*	Hengyang(Shigu)	340,667	531,440	435	60%
Jiangsu	Liyang Country Garden	Changzhou(Liyang)	80,667	111,320	132	85%
Anhui	Country Garden Europe City	Chuzhou(Nanqiao)	98,020	147,030	95	100%
Hubei	Country Garden - Jade County*	Huanggang(Macheng)	71,333	88,453	66	51%
Gansu	Zhonghe Country Garden - Jade Bay*	Baiyin(Baiyin)	71,333	94,160	54	43%
Hunan	Changde Country Garden*	Changde(Wuning)	197,333	517,014	360	85%
Guangxi	Guigang Country Garden*	Guigang(Gangbei)	143,073	357,684	412	93%
Chongqing	Wuxi Country Garden*	Chongqing(Wuxi)	130,667	326,667	161	80%
Hunan	(To Be Confirmed)*	Shaoyang(Shaodong)	35,333	39,573	31	51%
Hebei	Country Garden-Jingshanling Greatwall Valley	Chengde(Luanping)	23,067	12,917	7	50%
Zhejiang	(To Be Confirmed)*	Hangzhou(Xiaoshan)	26,557	185,898	875	30%
Shanxi	Taiyuan Country Garden*	Taiyuan(Xiaodian)	63,607	95,410	232	51%
Guangdong	(To Be Confirmed)*	Huizhou(Huiyang)	1,486,667	1,486,667	2,624	55%
Guangdong	(To Be Confirmed)*	Guangzhou(Baiyun)	9,067	37,174	469	17%
Guangdong	Xuwen Country Garden*	Zhanjiang(Xuwen)	99,388	149,082	60	100%
Hebei	Country Garden - The Cullinan*	Handan(Congtai)	103,473	285,587	530	90%
Hebei	Kuancheng Country Garden*	Chengde(Kuancheng)	58,000	67,280	60	99%
Fujian	Country Garden - Cloud Space*	Xiamen(Xiang'an)	4,340	36,109	77	65%
Guangdong	Luoding Country Garden*	Yunfu(Luoding)	81,333	284,667	184	100%
Henan	(To Be Confirmed)*	Zhengzhou(Zhongmao)	48,920	122,300	217	60%
Anhui	Linqan Country Garden*	Fuyang(Linqan)	49,801	109,563	135	100%
Henan	Zhengzhou Country Garden Phase Two*	Zhengzhou(Xingyang)	224,667	292,067	337	43%
Hainan	Country Garden - Spring City*	Lingshui(Yingzhou)	276,333	151,983	190	55%
Hebei	Shijiazhuang Country Garden	Shijiazhuang(Yuanshi)	146,000	167,900	197	85%
Anhui	Yingzhou Country Garden*	Fuyang(Yingzhou)	214,313	627,938	1,688	100%



New Land Acquisition in 2016 (Cont'd)

Province	Project	City (District)	Site Area	Expected GFA	Land Cost	CG Equity
			(sqm)	(sqm)	(RMB Million)	Ratio**
Hunan	Pingjiang Country Garden*	Yueyang(Pingjiang)	69,853	104,780	62	100%
Anhui	Liu'an Country Garden Phase Two*	Liu'an(Yu'an)	216,000	464,400	454	60%
Zhejiang	Country Garden – Mansion One*	Quzhou(Kecheng)	36,200	104,256	477	100%
Hubei	Xiangyang Country Garden*	Xiangyang(Xiangzhou)	55,810	68,327	151	44%
Guangdong	Country Garden – Jiulong Bay Garden*	Dongguan(Changping)	57,647	115,293	231	46%
Guangdong	Country Garden – Tianbao Mansion*	Dongguan(Guancheng)	42,667	151,467	460	90%
Jiangsu	Dafeng Country Garden	Yancheng(Dafeng)	85,333	136,533	128	100%
Guangdong	Country Garden – Tianhui*	Jiangmen(Heshan)	77,400	232,200	159	90%
Zhejiang	Vanke – City of Light*	Wenzhou(Lucheng)	13,333	32,133	323	20%
Hebei	Country Garden – The One*	Qinhuangdao(Haigang)	134,287	349,146	931	20%
Guangdong	Country Garden Haojin Plaza*	Guangzhou(Zengcheng)	41,713	125,140	476	51%
Guangdong	(To Be Confirmed)*	Guangzhou(Zengcheng)	69,980	209,940	269	43%
Jiangsu	Jurong Industrial Park	Zhenjiang(Jurong)	20,400	51,000	21	100%
Guangdong	(To Be Confirmed)*	Guangzhou(Panyu)	32,800	98,400	148	51%
Total			15,387,698	30,736,421	48,501	
May sub-total			2,259,994	4,537,492	7,965	

*New projects in 2016

**CG's project level equity stake may subject to change due to the implementation of the partnership scheme, under which CG's senior management teams from both HQ and project level are required to take no more than 15% of equity of all the projects acquired after October 2014.