

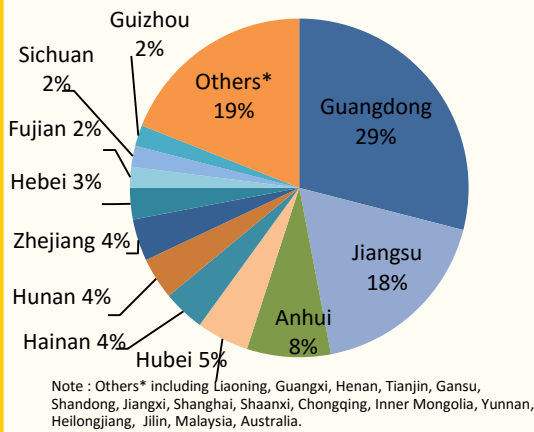


Country Garden Holdings Company Limited (“Country Garden” or the “Company”) together with its subsidiaries, (collectively, the “Group”) (stock code: 2007) is one of China’s leading integrated property developers. It has standardized operations with business comprising property development, construction, installation, fitting, property management, as well as hotel development and management. In addition, “Country Garden” has been named by the PRC State Administration for Industry and Commerce as “China’s Well-Known Trademarks” in the property sector in 2006. The Group became a constituent stock of MSCI Global Standard Indices on 1 September 2007. It also became a constituent stock of Hang Seng Composite Index and Hang Seng Mainland 100 on 10 September 2007.

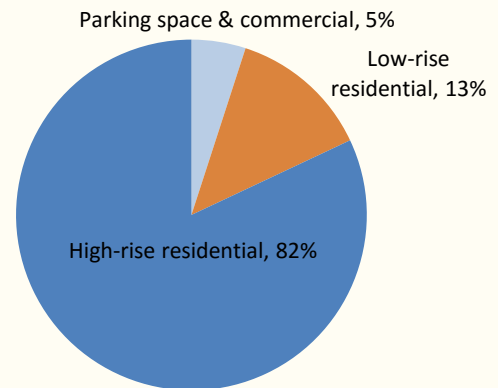
Contracted Sales

■ For the first 6 months of 2016, the Group, together with its joint ventures and associates, achieved contracted sales of approximately RMB125.07 billion with contracted sales GFA of approximately 15.64 million square meters (“sqm”) (among which, the contracted sales and contracted sales GFA attributable to owners of the Company amounted to RMB97.23 billion and 12.70 million sqm, respectively).

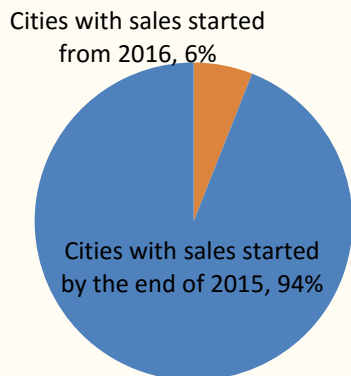
Geographical breakdown of contracted sales for the first 6 months of 2016 (By Value)



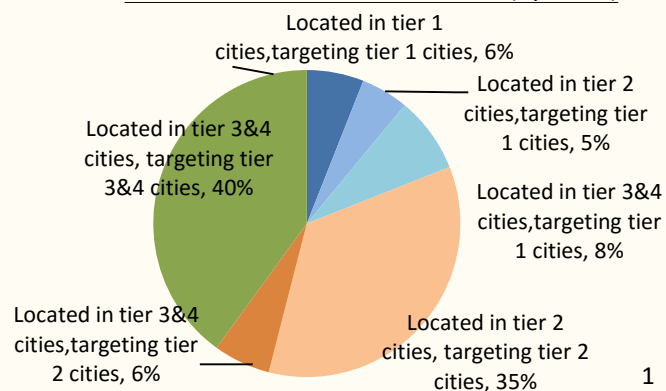
Product type breakdown of contracted sales for the first 6 months of 2016 (By Value)



City type breakdown of onshore contracted sales for the first 6 months of 2016 (By Value)



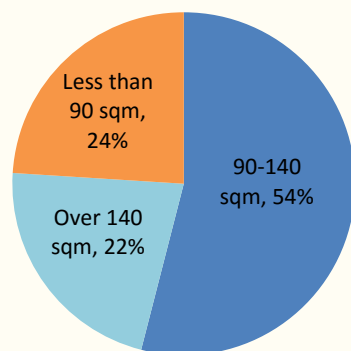
Domestic tier of cities breakdown of contracted sales for the first 6 months of 2016 (By Value)



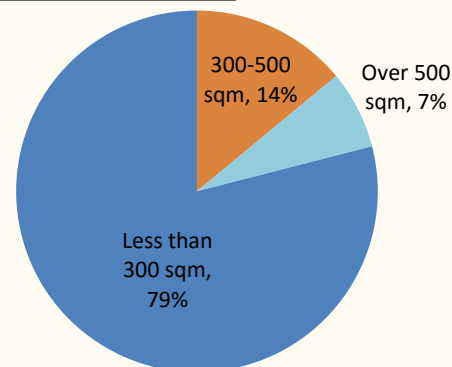


Contracted Sales (Cont'd)

Unit size breakdown of contracted sales of high-rise residential products for the first 6 months of 2016 (By Value)



Unit size breakdown of contracted sales of low-rise residential products for the first 6 months of 2016 (By Value)



■ Top ten cities where the Group, together with its joint ventures and associates, achieved the highest contracted sales for the first 6 months of 2016 were as follows; the aggregated contracted sales amount in these 10 cities was approximately RMB52.57 billion, accounting for approximately 42.0% of the Group together with its joint ventures and associates' total contracted sales.

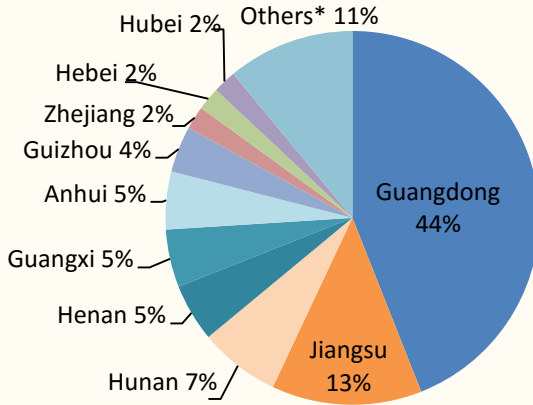
| Cities (By Location) | Contracted Sales (RMB Billion) | Contracted Sales GFA ('000 Sqm) | Contracted Sales ASP (RMB per Sqm) |
|----------------------------|--------------------------------|---------------------------------|------------------------------------|
| Guangdong – Huizhou City | 7.62 | 938 | 8,122 |
| Jiangsu – Suzhou City | 7.45 | 736 | 10,119 |
| Guangdong – Guangzhou City | 6.80 | 543 | 12,522 |
| Guangdong – Dongguan City | 5.71 | 393 | 14,521 |
| Guangdong – Foshan City | 5.51 | 623 | 8,849 |
| Jiangsu – Zhenjiang City | 4.80 | 706 | 6,804 |
| Hubei – Wuhan City | 4.43 | 583 | 7,592 |
| Hainan – Lingshui City | 3.91 | 247 | 15,794 |
| Jiangsu – Nanjing City | 3.77 | 296 | 12,717 |
| Guangdong – Jiangmen City | 2.57 | 378 | 6,806 |



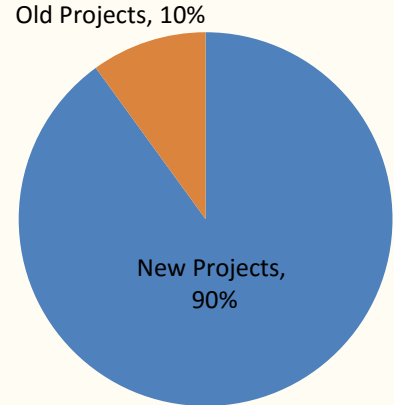
New Land Acquisitions

■The Group acquired RMB72.83 billion (including minority interests) new lands with an estimated GFA of 43.85 million sqm for the first 6 months of 2016. The estimated attributable GFA to the owners of the Company was approximately 31.49 million sqm, and the total land premium was approximately RMB47.23 billion, the average land price was approximately RMB1,500per sqm. The breakdown of the estimated attributable GFA or value to the owners of the Company was as follows:

Provinces breakdown of newly acquired lands for the first 6 months of 2016 (By GFA)

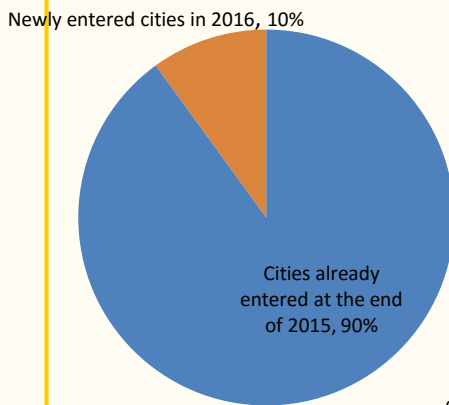


Project type breakdown of newly acquired lands for the first 6 months of 2016 (By GFA)

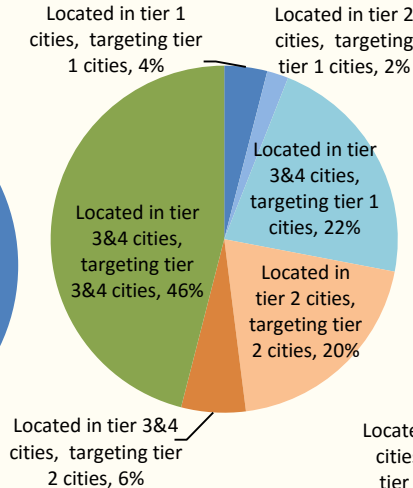


Note : Others* including Chongqing, Gansu, Liaoning, Qinghai, Hainan, Sichuan, Tianjin, Fujian, Yunnan, Shandong, Shanghai, Shanxi, Inner Mongolia

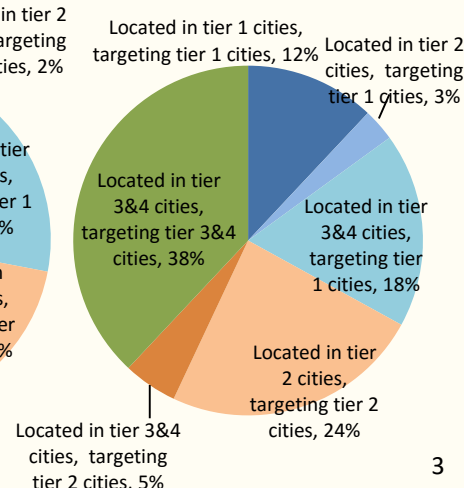
City type breakdown of newly acquired lands for the first 6 months of 2016 (By Value)



Tier cities breakdown of newly acquired lands for the first 6 months of 2016 (By GFA)



Tier cities breakdown of newly acquired lands for the first 6 months of 2016 (By Value)





| New Land Acquisition in 2016 | | | | | | | |
|------------------------------|-----------|--|--------------------------|-----------|--------------|---------------|-----------|
| Code | Province | Project | City (District) | Site Area | Expected GFA | Land Cost | CG Equity |
| | | | | (sqm) | (sqm) | (RMB Million) | Ratio** |
| 1 | Guangdong | Maoming Country Garden Institution One * | Maoming(Maonan) | 38,958 | 136,353 | 235 | 100% |
| 2 | Shandong | Country Garden - Jade City* | Weifang(Zhucheng) | 86,026 | 111,834 | 135 | 47% |
| 3 | Henan | Country Garden - Phoenix Bay | Xinxiang(Pingyuan) | 32,000 | 80,000 | 48 | 70% |
| 4 | Henan | Country Garden - Dragon City* | Zhengzhou(Xingyang) | 34,667 | 100,533 | 105 | 51% |
| 5 | Hubei | Enshi Country Garden* | Enshi(Chengbei New Area) | 113,933 | 136,720 | 137 | 43% |
| 6 | Hubei | Jingshan Country Garden* | Jingmen(Jingshan) | 74,788 | 77,780 | 34 | 43% |
| 7 | Guangdong | Country Garden – Fortune Harbor* | Huizhou(Dayawan) | 755,334 | 2,114,934 | 2,298 | 45% |
| 8 | Guangdong | Country Garden – Shen-hui-cheng* | Huizhou(Huiyang) | 227,879 | 546,910 | 520 | 81% |
| 9 | Jiangsu | Muyang Country Garden* | Suqian(Muyang) | 68,958 | 137,916 | 124 | 100% |
| 10 | Guangxi | Liujiang Country Garden | Liuzhou(Liujiang) | 44,596 | 127,544 | 53 | 93% |
| 11 | Liaoning | Country Garden - Galaxy City | Shenyang(Yuhong) | 119,396 | 238,791 | 136 | 100% |
| 12 | Henan | Country Garden - The Cullinan* | Zhengzhou(Jingkaiqu) | 19,447 | 77,787 | 380 | 51% |
| 13 | Henan | Country Garden - Wanshan Lake One* | Zhengzhou(Xingyang) | 99,553 | 179,196 | 161 | 51% |
| 14 | Guangdong | Country Garden - Longyue Mansion* | Huizhou(Dayawan) | 60,000 | 210,000 | 254 | 90% |
| 15 | Guangdong | Country Garden - Jiulong Bay* | Zhaoqing(Huaiji) | 116,000 | 348,000 | 205 | 85% |
| 16 | Guangdong | Country Garden - Chashan Mansion* | Dongguan(Chashan) | 26,000 | 78,000 | 120 | 56% |
| 17 | Guangdong | (To be confirmed)* | Dongguan(Shijie) | 96,667 | 212,667 | 241 | 94% |
| 18 | Henan | Country Garden - The Cullinan* | Pingdingshan(Weidong) | 71,136 | 241,861 | 484 | 51% |
| 19 | Shandong | Wendeng Country Garden | Weiwei(Wendeng) | 26,665 | 50,664 | 27 | 100% |
| 20 | Zhejiang | (To be confirmed)* | Wenzhou(Yongjia) | 39,393 | 126,058 | 786 | 90% |
| 21 | Guangdong | Country Garden - Xijiang Mansion Phase II* | Jiangmen(Pengjiang) | 56,943 | 170,829 | 346 | 46% |
| 22 | Guangdong | (To be confirmed)* | Huizhou(Huidong) | 200,010 | 474,024 | 640 | 51% |
| 23 | Guangdong | (To be confirmed)* | Huizhou(Huidong) | 45,162 | 107,035 | 145 | 51% |
| 24 | Jiangsu | Country Garden - Dianshan Lake* | Suzhou(Wujiang) | 971,598 | 194,320 | 233 | 37% |
| 25 | Guangdong | Poly Country Garden Zhongbin Garden* | Foshan(Shunde) | 144,962 | 353,706 | 1,250 | 50% |
| 26 | Guangdong | Tianhe Star Delicacy* | Guangzhou(Tianhe) | 43,619 | 114,282 | 624 | 60% |
| 27 | Shanghai | (To be confirmed)* | Shanghai(Pudong) | 104,361 | 125,233 | 914 | 25% |
| 28 | Guangdong | Yingde Country Garden | Qingyuan(Yingde) | 49,325 | 73,988 | 31 | 60% |
| 29 | Guangdong | Country Garden - Jiulong Bay* | Zhaoqing(Huaiji) | 48,289 | 144,867 | 85 | 85% |
| 30 | Fujian | Country Garden - Cullinan Bay* | Quanzhou(Fengze) | 129,333 | 388,000 | 870 | 46% |
| 31 | Jiangsu | Jiangyan Country Garden* | Taizhou(Jiangyan) | 50,867 | 126,658 | 333 | 100% |
| 32 | Henan | Country Garden - Tianyu* | Luoyang(Luolong) | 88,000 | 140,800 | 281 | 85% |
| 33 | Guangdong | Poly Country Garden Tianhui Garden* | Foshan(Chancheng) | 136,354 | 522,237 | 1,959 | 50% |
| 34 | Hunan | Country Garden Park One* | Changsha(Tianxinqu) | 92,000 | 214,360 | 83 | 51% |
| 35 | Guangdong | Dongshangu Country Garden* | Meizhou(Meijiang) | 236,667 | 449,667 | 596 | 83% |



| New Land Acquisition in 2016 | | | | | | | |
|------------------------------|-----------|--------------------------------------|---------------------------|-----------|--------------|---------------|-----------|
| Code | Province | Project | City (District) | Site Area | Expected GFA | Land Cost | CG Equity |
| | | | | (sqm) | (sqm) | (RMB Million) | Ratio** |
| | Guangdong | Country Garden Grand Count* | Guangzhou(Zengcheng) | 138,281 | 345,703 | 728 | 85% |
| 37 | Hebei | Country Garden Beijing-jun* | Zhangjiakou(Xiahuayuanqu) | 86,000 | 43,800 | 77 | 48% |
| 38 | Guangdong | Country Garden - Ten Miles Coast | Huizhou(Huidong) | 16,400 | 57,400 | 47 | 100% |
| 39 | Guangdong | (To be confirmed)* | Shenzhen(Longgang) | 21,533 | 91,947 | 1,288 | 70% |
| 40 | Henan | Country Garden Nanyang Mansion* | Nanyang(Wolong) | 88,393 | 290,814 | 371 | 43% |
| 41 | Hunan | Wujiang - Country Garden City Plaza* | Loudi(Louxing) | 120,667 | 539,380 | 272 | 51% |
| 42 | Hunan | Huaihua Country Garden Phase Two | Huaihua(Hecheng) | 289,333 | 624,960 | 282 | 43% |
| 43 | Jiangsu | Country Garden - Xian-lin-dong-jun* | Zhenjiang(Jurong) | 89,333 | 196,533 | 285 | 51% |
| 44 | Henan | Tianhui Country Garden* | Anyang(Wenfeng) | 50,000 | 175,000 | 125 | 51% |
| 45 | Guangdong | Danzao Country Garden* | Foshan(Nanhai) | 83,743 | 293,102 | 352 | 94% |
| 46 | Guizhou | Country Garden Weng'an Mansion* | Qiannanzhou(Weng'an) | 34,933 | 52,400 | 31 | 80% |
| 47 | Chongqing | Country Garden - Jade Bay* | Chongqing(Yongchuan) | 144,667 | 111,393 | 139 | 53% |
| 48 | Guangdong | Pingyuan Country Garden* | Meizhou(Pingyuan) | 106,000 | 243,800 | 120 | 93% |
| 49 | Jiangsu | Country Garden - City Garden(Lai'an) | Chuzhou(Nanqiao) | 119,153 | 256,180 | 133 | 100% |
| 50 | Yunnan | Country Garden - Phoenix Bay* | Kunming(Panlong) | 40,000 | 80,000 | 230 | 99% |
| 51 | Guangxi | Country Garden - Phoenix Bay* | Liuzhou(Chengzhongqu) | 235,863 | 467,008 | 2,270 | 93% |
| 52 | Henan | Country Garden - Dragon City* | Zhengzhou(Xingyang) | 70,667 | 212,000 | 198 | 51% |
| 53 | Henan | Ruzhou Country Garden* | Pingdingshan(Ruzhou) | 128,667 | 257,333 | 80 | 100% |
| 54 | Zhejiang | Country Garden Jun-yue-hao-ting* | Wenzhou(Cangnan) | 62,402 | 124,804 | 59 | 51% |
| 55 | Guizhou | Country Garden - Zunyi One* | Zunyi(Nanbu New Area) | 296,253 | 622,132 | 390 | 93% |
| 56 | Jiangsu | Vanke Country Garden* | Suzhou(Wuzhong) | 76,420 | 213,976 | 809 | 43% |
| 57 | Guangdong | (To be confirmed)* | Guangzhou(Baiyun) | 24,032 | 98,531 | 1,250 | 17% |
| 58 | Guangdong | (To be confirmed)* | Guangzhou(Baiyun) | 15,951 | 65,399 | 840 | 17% |
| 59 | Guizhou | Jinsha Country Garden* | Bijie (Jinsha) | 126,000 | 217,980 | 104 | 92% |
| 60 | Hebei | Country Garden Guanting Lake | Zhangjiakou(Huailai) | 78,873 | 69,408 | 83 | 51% |
| 61 | Henan | Country Garden Phoenix Bay* | Luoyang(Xigong) | 132,667 | 534,647 | 629 | 68% |
| 62 | Anhui | Ningguo Country Garden* | Xuancheng(Ningguo) | 56,667 | 102,000 | 93 | 85% |
| 63 | Guangxi | Country Garden Jade Bay* | Liuzhou(Luzhai) | 49,170 | 122,924 | 78 | 93% |
| 64 | Guangdong | Country Garden Yufu* | Foshan(shunde) | 74,667 | 221,013 | 484 | 100% |
| 65 | Jiangsu | Country Garden Daxue Yinxiang* | Zhenjiang(Jurong) | 205,293 | 410,587 | 550 | 77% |
| 66 | Jiangsu | Country Garden Jade Mansion* | Zhenjiang(Jurong) | 127,807 | 319,517 | 527 | 85% |
| 67 | Jiangsu | Country Garden Mount Earl* | Zhenjiang(Jurong) | 32,520 | 65,040 | 98 | 85% |
| 68 | Anhui | Dongzhi Country Garden* | Chizhou(Dongzhi) | 109,355 | 188,091 | 256 | 43% |
| 69 | Hebei | Country Garden - Jade County* | Handan(Jinanxin) | 165,551 | 188,728 | 139 | 74% |
| 70 | Guangdong | Lianfeng Country Garden Tianhui Bay* | Foshan(Gaoming) | 67,333 | 202,000 | 24 | 30% |



| New Land Acquisition in 2016 | | | | | | | |
|------------------------------|-----------|--|-----------------------|-----------|--------------|---------------|-----------|
| Code | Province | Project | City (District) | Site Area | Expected GFA | Land Cost | CG Equity |
| | | | | (sqm) | (sqm) | (RMB Million) | Ratio** |
| | Hunan | Hanshou Country Garden* | Changde(Hanshou) | 166,000 | 214,140 | 149 | 43% |
| 72 | Guangdong | (To be confirmed)* | Huizhou(Huiyang) | 1,634,667 | 3,923,202 | 4,393 | 100% |
| 73 | Guangdong | Country Garden Huijing County* | Guangzhou(Zengcheng) | 59,333 | 118,667 | 38 | 43% |
| 74 | Jiangsu | Country Garden Xianlinyunshu* | Zhenjiang(Jurong) | 66,667 | 70,000 | 212 | 77% |
| 75 | Qinghai | Xining Country Garden* | Xining(Chengbei) | 144,000 | 403,200 | 690 | 89% |
| 76 | Anhui | Linquan Country Garden* | Fuyang(Linquan) | 98,830 | 217,425 | 268 | 60% |
| 77 | Guangdong | Country Garden Longwan County* | Foshan(Shunde) | 67,333 | 181,800 | 519 | 100% |
| 78 | Hunan | Huayao Country Garden Phoenix Bay* | Hengyang(Shigu) | 340,667 | 531,440 | 435 | 60% |
| 79 | Jiangsu | Liyang Country Garden | Changzhou(Liyang) | 80,667 | 111,320 | 132 | 85% |
| 80 | Anhui | Country Garden Europe City | Chuzhou(Nanqiao) | 98,020 | 147,030 | 96 | 100% |
| 81 | Hubei | Country Garden - Jade County* | Huanggang(Macheng) | 71,333 | 88,453 | 66 | 51% |
| 82 | Gansu | Zhonghe Country Garden - Jade Bay* | Baiyin(Baiyin) | 71,333 | 94,160 | 54 | 43% |
| 83 | Hunan | Changde Country Garden* | Changde(Wuning) | 197,333 | 517,014 | 360 | 85% |
| 84 | Guangxi | Guigang Country Garden* | Guigang(Gangbei) | 143,073 | 357,684 | 412 | 93% |
| 85 | Chongqing | Wuxi Country Garden* | Chongqing(Wuxi) | 130,667 | 326,667 | 82 | 72% |
| 86 | Hunan | (To Be Confirmed)* | Shaoyang(Shaodong) | 35,333 | 39,573 | 32 | 51% |
| 87 | Hebei | Country Garden-Jingshanling Greatwall Valley | Chengde(Luanping) | 23,067 | 12,917 | 7 | 50% |
| 88 | Zhejiang | (To Be Confirmed)* | Hangzhou(Xiaoshan) | 26,557 | 185,898 | 875 | 30% |
| 89 | Shanxi | Taiyuan Country Garden* | Taiyuan(Xiaodian) | 63,607 | 95,410 | 232 | 51% |
| 90 | Guangdong | (To Be Confirmed)* | Huizhou(Huiyang) | 1,486,667 | 1,486,667 | 2,624 | 55% |
| 91 | Guangdong | (To Be Confirmed)* | Guangzhou(Baiyun) | 9,067 | 37,174 | 469 | 17% |
| 92 | Guangdong | Xuwen Country Garden* | Zhanjiang(Xuwen) | 99,388 | 149,082 | 60 | 100% |
| 93 | Hebei | Country Garden - The Cullinan* | Handan(Congtai) | 103,473 | 285,587 | 530 | 90% |
| 94 | Hebei | Kuancheng Country Garden* | Chengde(Kuancheng) | 58,000 | 67,280 | 60 | 99% |
| 95 | Fujian | Country Garden - Cloud Space* | Xiamen(Xiang'an) | 4,340 | 36,109 | 77 | 65% |
| 96 | Guangdong | Luoding Country Garden* | Yunfu(Luoding) | 81,333 | 284,667 | 184 | 100% |
| 97 | Henan | (To Be Confirmed)* | Zhengzhou(Zhongmao) | 48,920 | 122,300 | 217 | 60% |
| 98 | Anhui | Linquan Country Garden* | Fuyang(Linquan) | 49,801 | 109,563 | 135 | 60% |
| 99 | Henan | Zhengzhou Country Garden Phase Two* | Zhengzhou(Xingyang) | 224,667 | 292,067 | 337 | 43% |
| 100 | Hainan | Country Garden - Spring City* | Lingshui(Yingzhou) | 276,333 | 151,983 | 190 | 55% |
| 101 | Hebei | Shijiazhuang Country Garden | Shijiazhuang(Yuanshi) | 146,000 | 167,900 | 197 | 79% |
| 102 | Anhui | Yingzhou Country Garden* | Fuyang(Yingzhou) | 214,313 | 627,938 | 1,688 | 80% |
| 103 | Hunan | Pingjiang Country Garden* | Yueyang(Pingjiang) | 69,853 | 104,780 | 62 | 100% |
| 104 | Anhui | Liu'an Country Garden Phase Two* | Liu'an(Yu'an) | 216,000 | 464,400 | 454 | 60% |
| 105 | Zhejiang | Country Garden - Mansion One* | Quzhou(Kecheng) | 36,200 | 104,256 | 477 | 80% |



| New Land Acquisition in 2016 | | | | | | | |
|------------------------------|----------------|--|--------------------------|-----------|--------------|---------------|-----------|
| Code | Province | Project | City (District) | Site Area | Expected GFA | Land Cost | CG Equity |
| | | | | (sqm) | (sqm) | (RMB Million) | Ratio** |
| 106 | Hubei | Xiangyang Country Garden* | Xiangyang(Xiangzhou) | 55,810 | 68,327 | 151 | 44% |
| 107 | Guangdong | Country Garden - Jiulong Bay Garden* | Dongguan(Changping) | 57,647 | 115,293 | 231 | 46% |
| 108 | Guangdong | Country Garden - Tianbao Mansion* | Dongguan(Guancheng) | 42,667 | 151,467 | 460 | 90% |
| 109 | Jiangsu | Dafeng Country Garden | Yancheng(Dafeng) | 85,333 | 136,533 | 128 | 100% |
| 110 | Guangdong | Country Garden - Tianhui* | Jiangmen(Heshan) | 77,400 | 232,200 | 159 | 90% |
| 111 | Zhejiang | Vanke - City of Light* | Wenzhou(Lucheng) | 13,333 | 32,133 | 323 | 20% |
| 112 | Hebei | Country Garden - The One* | Qinhuangdao(Haigang) | 134,287 | 349,146 | 931 | 20% |
| 113 | Guangdong | Country Garden Haojin Plaza* | Guangzhou(Zengcheng) | 41,713 | 125,140 | 476 | 51% |
| 114 | Guangdong | (To Be Confirmed)* | Guangzhou(Zengcheng) | 69,980 | 209,940 | 269 | 43% |
| 115 | Jiangsu | Jurong Industrial Park | Zhenjiang(Jurong) | 20,400 | 51,000 | 21 | 100% |
| 116 | Guangdong | (To Be Confirmed)* | Guangzhou(Panyu) | 32,800 | 98,400 | 148 | 51% |
| 117 | Jiangsu | Country Garden - Europe City | Chuzhou(Nanqiao) | 120,547 | 198,902 | 118 | 100% |
| 118 | Yunnan | Country Garden - Pin-tai-ming-ju* | Kunming(Wuhua) | 9,847 | 34,562 | 12 | 27% |
| 119 | Zhejiang | Wenzhou Country Garden Phase Two | Wenzhou(Longwan) | 45,107 | 99,235 | 283 | 50% |
| 120 | Jiangsu | (To Be Confirmed)* | Suzhou(Wujiang) | 111,333 | 356,267 | 337 | 100% |
| 121 | Jiangsu | Country Garden - Zhongbang Shanghai City* | Nantong(Qidong) | 458,254 | 577,399 | 1,585 | 99% |
| 122 | Jiangsu | Suqian Country Garden Phase Two | Suqian(Susu Park) | 78,867 | 106,470 | 119 | 100% |
| 123 | Inner Mongolia | Baotou Country Garden* | Baotou(Kundulun) | 104,846 | 58,598 | 79 | 43% |
| 124 | Guangdong | Country Garden - Grand Mansion Phase Two | Foshan(Shunde) | 27,415 | 82,244 | 164 | 86% |
| 125 | Guangxi | Country Garden - Jade Bay* | Baise(Longjing) | 167,413 | 334,827 | 350 | 93% |
| 126 | Guangxi | Hezhou Country Garden* | Hezhou(Babu) | 59,913 | 149,783 | 82 | 92% |
| 127 | Gansu | Zhangye Country Garden | Zhangye(Binhe New Area) | 44,753 | 22,377 | 31 | 85% |
| 128 | Jiangsu | Country Garden - Century City | Zhenjiang(Jurong) | 93,953 | 241,281 | 226 | 100% |
| 129 | Hainan | (To Be Confirmed)* | Haikou(Longhua) | 54,553 | 136,383 | 245 | 100% |
| 130 | Guizhou | Country Garden - Forest One | Qiannanzhou(Longli) | 273,873 | 172,540 | 166 | 85% |
| 131 | Guangdong | Chaozhou Country Garden* | Chouzhou(Xiangqiao) | 136,113 | 541,731 | 510 | 100% |
| 132 | Chongqing | Country Garden - Forest Bay* | Chongqing(Yunyang) | 139,333 | 320,467 | 251 | 51% |
| 133 | Gansu | Tianshui Country Garden* | Tianshui(Taizhou) | 162,993 | 472,681 | 782 | 94% |
| 134 | Liaoning | Country Garden - Haichang Bordeaux Manor* | Dalian(Jinpu New Area) | 396,667 | 245,933 | 510 | 51% |
| 135 | Liaoning | Country Garden - Haichang Red Flag Valley* | Dalian(Ganjingzi) | 193,333 | 77,333 | 10 | 51% |
| 136 | Liaoning | (To Be Confirmed)* | Dalian(Zhongshan) | 17,333 | 121,333 | 160 | 51% |
| 137 | Liaoning | Country Garden - Haichang Phoenix Bay* | Dalian(Zhongshan) | 64,000 | 25,600 | 100 | 51% |
| 138 | Tianjin | Country Garden - Haichang Tianlan* | Tianjin(Binhai New Area) | 171,333 | 428,334 | 529 | 51% |
| 139 | Tianjin | Country Garden - Haichang Mansion* | Tianjin(Binhai New Area) | 12,667 | 95,000 | 30 | 51% |
| 140 | Hubei | Country Garden - Haichang Star Phase Four* | Wuhan(Dongxihu Area) | 279,333 | 410,620 | 246 | 51% |



| New Land Acquisition in 2016 | | | | | | | |
|------------------------------|-----------|--|-------------------------------|-----------|--------------|---------------|-----------|
| Code | Province | Project | City (District) | Site Area | Expected GFA | Land Cost | CG Equity |
| | | | | (sqm) | (sqm) | (RMB Million) | Ratio** |
| 141 | Sichuan | Country Garden - Haichang Tianlan* | Chengdu(Shuangliu) | 292,000 | 584,000 | 10 | 51% |
| 142 | Chongqing | (To Be Confirmed)* | Chongqing(Nan'an) | 238,000 | 164,220 | 20 | 51% |
| 143 | Guangdong | (To Be Confirmed)* | Shengzhen(Guangming New Area) | 3,667 | 20,167 | 285 | 100% |
| 144 | Guangdong | Lianjiang Country Garden | Zhanjiang(Lianjiang) | 119,467 | 179,200 | 123 | 100% |
| 145 | Hainan | Country Garden - Jun-lin-hai* | Lingshui(Binhai New Area) | 338,534 | 139,476 | 1,095 | 65% |
| 146 | Yunnan | Country Garden - Zitai Area* | Kunming(Xishan) | 25,713 | 49,884 | 212 | 54% |
| 147 | Hebei | Country Garden - Jinshanling Great Wall Valley | Chengde(Luanping) | 69,667 | 39,710 | 21 | 50% |
| 148 | Guangdong | Ke-tian-xia Country Garden* | Meizhou(Meijiang) | 274,847 | 590,921 | 569 | 70% |
| 149 | Guangdong | (To Be Confirmed)* | Guangzhou(Baiyun) | 7,806 | 15,612 | 175 | 100% |
| 150 | Jiangsu | (To Be Confirmed)* | Wuxi(Binhu Area) | 188,333 | 46,142 | 120 | 100% |
| 151 | Guizhou | Huishui Country Garden* | Qiannanzhou(Huishui) | 68,080 | 102,120 | 51 | 100% |
| 152 | Jiangsu | Country Garden Xian-lin-dong-jun | Zhenjiang(Jurong) | 19,707 | 43,355 | 65 | 43% |
| 153 | Jiangsu | Country Garden – Earl Hill | Zhenjiang(Jurong) | 32,060 | 70,532 | 155 | 85% |
| 154 | Jiangsu | Country Garden – Jade Mansion | Zhenjiang(Jurong) | 31,220 | 78,050 | 264 | 85% |
| 155 | Guangxi | Hengxian Country Garden* | Nanning(Hengxian) | 50,320 | 150,960 | 77 | 93% |
| 156 | Hubei | Gongan Country Garden Grand Garden* | Jingzhou(Gong'an) | 139,967 | 209,950 | 151 | 92% |
| 157 | Hunan | Daozhou Country Garden* | Yongzhou(Daoxian) | 115,513 | 254,129 | 87 | 100% |
| 158 | Hunan | Shimen Country Garden | Changde(Shimen) | 34,027 | 91,872 | 35 | 100% |
| 159 | Guangdong | Country Garden – Phoenix Hill* | Heyuan(Jiangdong New Area) | 62,800 | 113,040 | 90 | 100% |
| 160 | Guangdong | Bi-Gui-Yue Mansion* | Foshan(Nanhai) | 21,940 | 59,238 | 129 | 100% |
| 161 | Guizhou | Country Garden – Phoenix City* | Qiannanzhou(Duyun) | 130,747 | 166,048 | 101 | 100% |
| 162 | Guangdong | Yingde Country Garden | Qingyuan(Yingde) | 24,720 | 39,305 | 16 | 60% |
| 163 | Zhejiang | (To Be Confirmed)* | Ningbo(Yinzhou) | 42,640 | 91,676 | 208 | 100% |
| 164 | Hunan | Shaoyang Country Garden* | Shaoyang(Shuangqing) | 182,207 | 262,378 | 273 | 55% |
| 165 | Jiangsu | Country Garden Feicuitai* | Nanjing(Lishui) | 66,507 | 119,712 | 296 | 70% |
| 166 | Jiangsu | Jintan Country Garden | Changzhou(Jintan) | 36,947 | 92,367 | 111 | 100% |
| 167 | Guangdong | (To Be Confirmed)* | Huizhou(Huiyang) | 354,667 | 532,000 | 787 | 51% |
| 168 | Hebei | Country Garden – City One * | Cangzhou(Renqiu) | 21,073 | 52,894 | 75 | 30% |
| 169 | Henan | Country Garden Wanshan Lake One | Zhengzhou(Xinyang) | 128,947 | 232,104 | 225 | 51% |
| 170 | Jiangsu | (To Be Confirmed)* | Suzhou(Wujiang) | 133,087 | 332,717 | 2,915 | 33% |
| 171 | Guangdong | (To Be Confirmed)* | Zhaoqing(Sihui) | 220,193 | 746,456 | 159 | 100% |
| 172 | Anhui | Lujiang Country Garden-Phase Two* | Hefei(Lujiang) | 67,627 | 135,253 | 244 | 100% |
| 173 | Guangdong | Country Garden – Cullinan Bay * | Zhongshan(Shiqi) | 84,667 | 117,687 | 298 | 80% |
| 174 | Zhejiang | (To Be Confirmed)* | Ningbo(Yinzhou) | 69,773 | 139,547 | 634 | 50% |
| 175 | Guizhou | Country Garden Songtao One* | Tongren(Songtao) | 103,953 | 155,930 | 78 | 80% |



| New Land Acquisition in 2016 | | | | | | | |
|------------------------------|-----------|------------------------------|---------------------|-------------------|-------------------|---------------|-----------|
| Code | Province | Project | City (District) | Site Area | Expected GFA | Land Cost | CG Equity |
| | | | | (sqm) | (sqm) | (RMB Million) | Ratio** |
| | Jiangsu | (To Be Confirmed)* | Nantong(Chongzhou) | 71,287 | 120,475 | 468 | 100% |
| 177 | Jiangsu | Country Garden – Jade River* | Taizhou(Jingjiang) | 138,520 | 182,015 | 375 | 100% |
| 178 | Guangdong | (To Be Confirmed)* | Shenzhen(Longgang) | 106,853 | 609,064 | 2,621 | 51% |
| 179 | Zhejiang | (To Be Confirmed)* | Shaoxing(Shengzhou) | 175,073 | 470,948 | 1,137 | 51% |
| 180 | Shanghai | (To Be Confirmed)* | Shanghai(Fengxian) | 19,567 | 45,003 | 416 | 33% |
| 181 | Shanghai | (To Be Confirmed)* | Shanghai(Fengxian) | 87,333 | 157,200 | 2,310 | 30% |
| Total | | | | 23,011,535 | 43,849,679 | 72,827 | - |
| June sub-total | | | | 3,030,355 | 6,020,167 | 14,970 | - |

*New projects in 2016

**CG's project level equity stake may subject to change due to the implementation of the partnership scheme, under which CG's senior management teams from both HQ and project level are required to take no more than 15% of equity of all the projects acquired after October 2014.