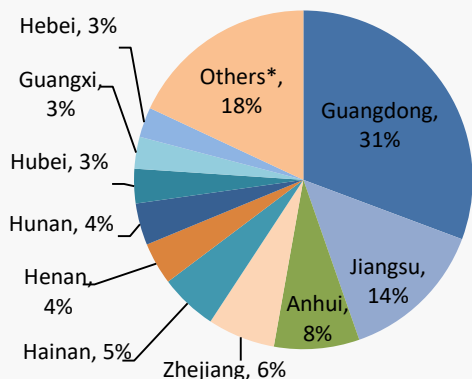


Country Garden Holdings Company Limited (“Country Garden” or the “Company”) together with its subsidiaries, (collectively, the “Group”) (stock code: 2007) is one of China’s leading integrated property developers. The Group became a constituent stock of MSCI Global Standard Indices on 1 September 2007, Hang Seng Composite Index and Hang Seng Mainland 100 on 10 September 2007, FTSE China 50 Index on 14 September 2016, and Hang Seng China (Hong Kong-listed) 25 Index on 12 June 2017.

Contracted Sales

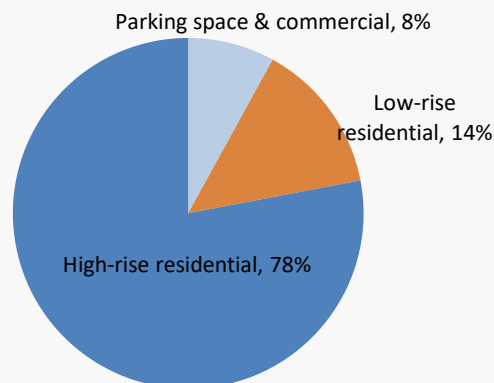
■ For the first 5 months of 2017, the Group, together with its joint ventures and associates, achieved contracted sales of approximately RMB244.22 billion with contracted sales GFA of approximately 27.27 million square meters (“sqm”) (among which, the contracted sales and contracted sales GFA attributable to owners of the Company amounted to RMB176.50 billion and 20.31 million sqm, respectively).

Geographical breakdown of contracted sales for the first 5 months of 2017 (By Value)

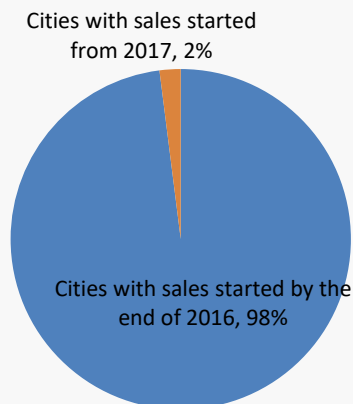


Note : Others* including Malaysia, Liaoning, Sichuan, Guizhou, Fujian, Tianjin, Gansu, Shandong, Jiangxi, Shanghai, Shanxi, Chongqing, Inner Mongolia, Yunnan, Heilongjiang, Shaanxi, Qinghai, Australia, Jilin.

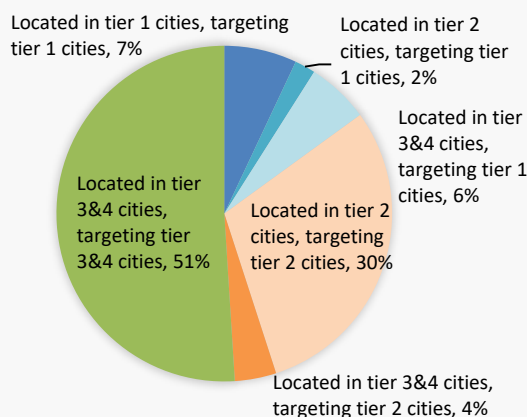
Product type breakdown of contracted sales for the first 5 months of 2017 (By Value)



City type breakdown of onshore contracted sales for the first 5 months of 2017 (By Value)

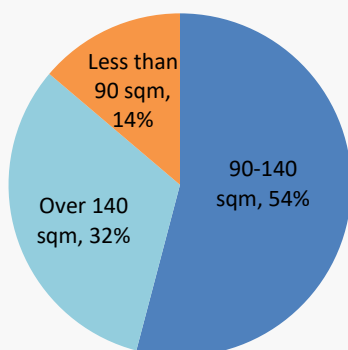


Domestic tier of cities breakdown of contracted sales for the first 5 months of 2017 (By Value)

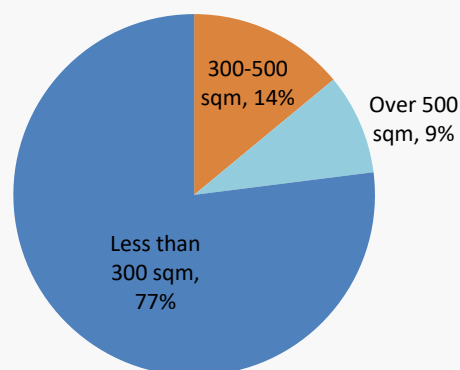


Contracted Sales (Cont'd)

Unit size breakdown of contracted sales of high-rise residential products for the first 5 months of 2017 (By Value)



Unit size breakdown of contracted sales of low-rise residential products for the first 5 months of 2017 (By Value)



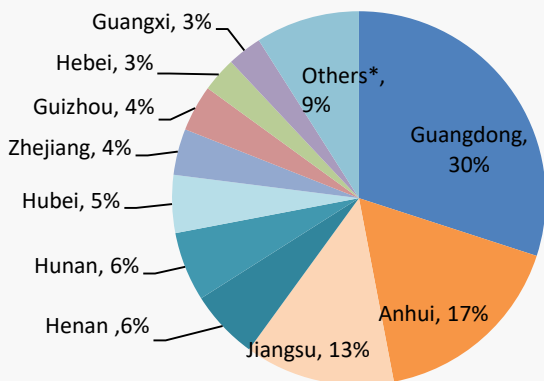
■ Top ten cities where the Group, together with its joint ventures and associates, achieved the highest contracted sales for the first 5 months of 2017 were as follows; the aggregated contracted sales amount in these 10 cities was approximately RMB84.5 billion, accounting for approximately 34.6% of the Group together with its joint ventures and associates' total contracted sales.

Cities (By Location)	Contracted Sales (RMB Billion)	Contracted Sales GFA ('000 Sqm)	Contracted Sales ASP (RMB per Sqm)
Guangdong – Guangzhou	12.97	893	14,528
Jiangsu - Suzhou	12.26	913	13,418
Guangdong – Huizhou	11.56	895	12,907
Guangdong – Dongguan	9.57	552	17,332
Hainan - Lingshui	9.24	507	18,231
Guangdong – Foshan	7.73	639	12,087
Jiangsu - Zhenjiang	7.12	731	9,744
Henan – Zhengzhou	5.02	528	9,499
Guangdong - Jiangmen	5.01	669	7,487
Anhui - Fuyang	4.02	457	8,801

New Land Acquisitions in China

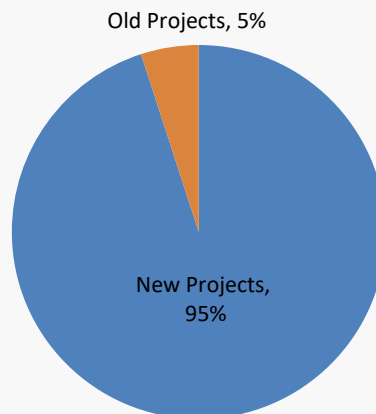
■The Group acquired RMB123.36 billion (including minority interests) new lands with an estimated GFA of 35.90 million sqm for the first 5 months of 2017 in China. The estimated attributable GFA to the owners of the Company in China was approximately 27.06 million sqm, and the total land premium was approximately RMB95.09 billion, the average land price was approximately RMB3,514 per sqm. The breakdown of the estimated attributable GFA or value to the owners of the Company was as follows:

Provinces breakdown of newly acquired lands for the first 5 months of 2017 (By GFA)

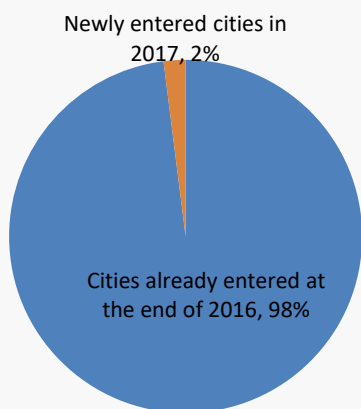


Note : Others* including Beijing, Fujian, Shanghai, Jiangxi, Yunnan, Tianjin, Liaoning, Chongqing, Shandong, Hainan, Shanxi


Project type breakdown of newly acquired lands for the first 5 months of 2017 (By GFA)



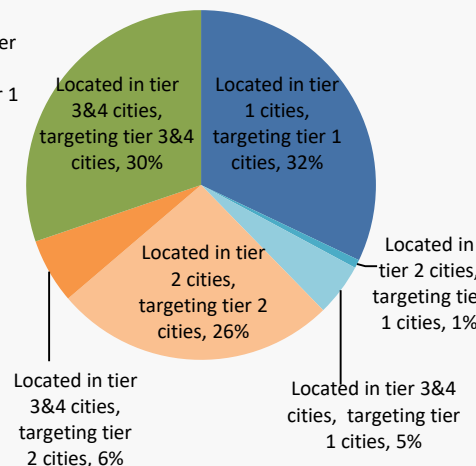
City type breakdown of newly acquired lands for the first 5 months of 2017 (By Value)



Tier cities breakdown of newly acquired lands for the first 5 months of 2017 (By GFA)



Tier cities breakdown of newly acquired lands for the first 5 months of 2017 (By Value)



New Land Acquisition in 2017							
Code	Province	Project	City (District)	Site Area	Expected GFA	Land Cost	CG Equity
				(sqm)	(sqm)	(RMB Million)	Ratio**
1	Guangxi	Vanke Park*	Nanning (Liangqing)	75,940	227,820	759	40%
2	Tianjin	(To Be Confirmed)*	Tianjin (Jixian)	145,607	115,029	328	80%
3	Anhui	Xuancheng Country Garden Phase II*	Xuancheng (Xuanzhou)	41,549	83,098	144	51%
4	Jiangxi	(To Be Confirmed)*	Nanchang (Nanchang)	51,667	129,167	234	30%
5	Hebei	Country Garden-Guangting Lan*	Zhangjiakou (Huailai)	130,978	239,690	327	70%
6	Hunan	(To Be Confirmed)*	Hengyang (Leiyang)	34,468	51,702	42	55%
7	Anhui	Country Garden-Golden Time*	Fuyang (Yingzhou)	210,026	420,052	1,894	59%
8	Anhui	Country Garden-Jade Bay South*	Fuyang (Jingkai)	238,136	523,899	936	30%
9	Zhejiang	Lucheng Fengmen Country Garden*	Wenzhou (Lucheng)	27,729	55,459	282	100%
10	Zhejiang	Lucheng Fengmen Country Garden*	Wenzhou (Lucheng)	23,785	47,570	220	100%
11	Anhui	Country Garden-Jade Bay North*	Fuyang (Jingkai)	149,456	373,640	643	22%
12	Guizhou	Country Garden-Coast one*	Qiandongnan (Kaili)	244,379	268,817	403	100%
13	Henan	Country Garden-Moon Coast*	Zhumadian (Xincai)	120,800	302,001	289	100%
14	Henan	Country Garden-Jade City	Zhengzhou (Xinyang)	184,267	294,827	456	51%
15	Guangdong	(To Be Confirmed)	Huizhou (Huidong)	38,679	46,414	45	100%
16	Guangdong	(To Be Confirmed)*	Jiangmen (Xinhui)	55,709	167,127	451	47%
17	Guizhou	Country Garden-Institution One*	Guiyang (Huaxi)	82,309	164,618	121	100%
18	Anhui	Country Garden-Dragon Mansion*	Chuzhou (Langya)	141,880	312,136	952	85%
19	Guangdong	(To Be Confirmed)*	Zhongshan (Sanxiang)	54,634	136,584	820	85%
20	Shanxi	Country Garden-Tianhui*	Taiyuan (Xiaodian)	12,757	51,030	101	30%
21	Anhui	(To Be Confirmed)*	Wuhu (Wuhu)	59,080	129,976	107	51%
22	Anhui	(To Be Confirmed)*	Hefei (Binhu)	67,340	168,350	2,682	100%
23	Guangdong	(To Be Confirmed)*	Qingyuan (Qingcheng)	129,653	318,947	863	100%
24	Guangdong	(To Be Confirmed)*	Qingyuan (Qingcheng)	104,253	272,101	696	100%
25	Hubei	Jingzhou Country Garden*	Jingzhou (Shashi)	72,987	255,454	470	100%
26	Liaoning	(To Be Confirmed)*	Shenyang (Heping)	38,127	141,069	421	100%
27	Zhejiang	(To Be Confirmed)*	Hangzhou (Xiaoshan)	32,427	74,582	522	100%
28	Zhejiang	(To Be Confirmed)*	Hangzhou (Xiaoshan)	48,320	120,800	882	100%
29	Zhejiang	(To Be Confirmed)*	Hangzhou (Xiaoshan)	24,306	63,196	681	100%
30	Zhejiang	(To Be Confirmed)*	Hangzhou (Xiaoshan)	39,617	99,043	1,068	100%
31	Fujian	Country Garden-Gui'an Mansion*	Fuzhou (Lianjiang)	184,407	210,224	470	75%
32	Hebei	(To Be Confirmed)*	Langfang (Bazhou)	33,640	67,280	726	51%
33	Hunan	Country Garden-Ten Mile Coast*	Huaihua (Hecheng)	275,140	605,308	389	100%
34	Hunan	(To Be Confirmed)*	Changsha (Wangcheng)	44,180	66,270	114	100%
35	Hubei	(To Be Confirmed)*	Wuhan (Caidian)	37,002	92,505	71	100%

New Land Acquisition in 2017 (Cont'd)							
Code	Province	Project	City (District)	Site Area	Expected GFA	Land Cost	CG Equity
				(sqm)	(sqm)	(RMB Million)	Ratio**
36	Guizhou	Country Garden-Guiyang One	Guiyang (Huaxi)	130,233	265,675	193	43%
37	Liaoning	(To Be Confirmed)*	Shenyang (Hunnan)	35,013	105,040	173	100%
38	Jiangsu	(To Be Confirmed)*	Yancheng (Tinghu)	111,764	189,999	502	100%
39	Jiangsu	(To Be Confirmed)*	Yancheng (Tinghu)	99,553	159,286	464	100%
40	Guangdong	Gaoming Country Garden*	Foshan (Gaoming)	41,109	90,441	92	100%
41	Jiangxi	(To Be Confirmed)*	Jiujiang (Balihu)	96,496	270,190	731	100%
42	Fujian	(To Be Confirmed)*	Zhangzhou (Zhao'an)	27,607	91,103	121	100%
43	Shanghai	(To Be Confirmed)*	Shanghai (Baoshan)	89,155	136,852	2,245	100%
44	Hunan	Country Garden - Star Mansion*	Changsha (Changsha)	30,573	123,517	165	100%
45	Guangdong	(To Be Confirmed)*	Guangzhou (Conghua)	18,813	56,440	249	90%
46	Jiangsu	Country Garden - Boyuebinjiang*	Taizhou (Jingjiang)	86,554	155,798	562	100%
47	Guangxi	Country Garden - City Center One*	Liuzhou (Yufeng)	46,873	117,183	511	94%
48	Jiangsu	Country Garden - Jiangnanshijia*	Zhenjiang (Jurong)	221,554	620,352	1,595	100%
49	Jiangsu	Country Garden - Central Park*	Zhenjiang (Jurong)	285,921	834,889	2,059	100%
50	Anhui	Country Garden - Aoneng Flourish Rome*	Chuzhou (Quanjiang)	224,940	562,351	341	43%
51	Anhui	Country Garden - Aoneng Flourish Rome*	Chuzhou (Quanjiang)	295,951	739,878	801	43%
52	Anhui	Country Garden - Aoneng Flourish Rome*	Chuzhou (Quanjiang)	330,198	670,301	248	43%
53	Hubei	Country Garden - Bund View*	Wuhan (Huangpo)	19,513	52,685	71	100%
54	Jiangsu	Baoying Country Garden	Yangzhou (Baoying)	19,625	52,006	89	100%
55	Hebei	Country Garden - Tianhui*	Shijiazhuang (Qiaoxi)	30,407	95,477	412	51%
56	Jiangsu	Country Garden - Phoenix Mansion*	Wuxi (Jiangyin)	93,307	149,291	143	100%
57	Zhejiang	Jiazhi Country Garden*	Taizhou (Jiaojiang)	60,354	150,885	1,006	100%
58	Jiangsu	Suqian Country Garden	Suqian (Susuyuan District)	106,444	146,893	161	100%
59	Guangdong	Leping Country Garden*	Foshan (Sanshui)	46,987	117,467	300	100%
60	Jiangsu	Country Garden - Sunac Lingyu*	Yangzhou (Jiangdu)	53,956	107,912	380	51%
61	Fujian	Country Garden - Yue Fu*	Ningde (Gutian)	20,747	58,092	135	100%
62	Anhui	Country Garden - Wantingyinxiang*	Chuzhou (Nanqiao)	72,123	144,246	292	100%
63	Guangdong	(To Be Confirmed)*	Zhongshan (Nanqu)	19,566	48,915	82	85%
64	Beijing	(To Be Confirmed)*	Beijing (Changping)	644,410	612,189	7,000	100%
65	Guangdong	(To Be Confirmed)*	Shenzhen (Longgang)	38,259	153,038	428	50%
66	Guangdong	(To Be Confirmed)*	Zhongshan (Nantou)	36,414	109,241	500	100%
67	Anhui	Country Garden - Jinlingtianxia*	Chuzhou (Nanqiao)	104,407	208,814	535	100%
68	Anhui	Country Garden - Shifugongguan*	Chuzhou (Chengnan)	98,553	194,149	730	100%
69	Guangdong	(To Be Confirmed)*	Zhongshan (Guzhen)	21,423	59,985	360	100%
70	Guangdong	(To Be Confirmed)*	Zhongshan (Guzhen)	16,701	41,753	251	100%

New Land Acquisition in 2017 (Cont'd)							
Code	Province	Project	City (District)	Site Area	Expected GFA	Land Cost	CG Equity
				(sqm)	(sqm)	(RMB Million)	Ratio**
71	Guangdong	(To Be Confirmed)*	Zhongshan (Henglan)	14,688	29,377	103	100%
72	Hubei	Country Garden - The Cullinan*	Xiaogan (Yingcheng)	116,207	209,173	141	85%
73	Guangdong	(To Be Confirmed)*	Huizhou (Huidong)	69,993	153,984	679	100%
74	Guangdong	(To Be Confirmed)*	Huizhou (Huidong)	38,015	83,634	299	100%
75	Guangdong	(To Be Confirmed)*	Huizhou (Huicheng)	74,516	108,049	551	100%
76	Guangdong	(To Be Confirmed)*	Huizhou (Huicheng)	88,962	133,443	604	100%
77	Guangdong	(To Be Confirmed)*	Huizhou (Huicheng)	25,754	54,598	184	100%
78	Anhui	Country Garden - City of Light*	Liuan (Jin'an)	165,984	365,165	1,603	51%
79	Anhui	Country Garden - Diamond City*	Hefei (Luijiang)	95,480	143,220	620	85%
80	Tianjin	(To Be Confirmed)*	Tianjin (Jizhou)	415,015	166,006	542	100%
81	Guangdong	(To Be Confirmed)*	Guangzhou (Panyu)	13,187	32,968	168	100%
82	Guangdong	Country Garden Triumph City*	Maoming (Maonan)	40,254	140,887	285	60%
83	Anhui	Huoqiu Country Garden*	Liuan (Huoqiu)	216,738	476,824	621	100%
84	Guangdong	Sanxiang Country Garden*	Zhongshan (Sanxiang)	106,167	246,308	213	30%
85	Guangdong	(To Be Confirmed)*	Huizhou (Huicheng)	80,182	160,363	381	100%
86	Guangdong	Country Garden - Shouyu*	Huizhou (Huicheng)	44,760	102,501	443	100%
87	Hunan	Suining Country Garden*	Shaoyang (Suining)	56,507	109,623	43	100%
88	Guangdong	(To Be Confirmed)*	Guangzhou (Tianhe)	13,574	30,542	307	95%
89	Hebei	Country Garden - Beijing County	Zhangjiakou (Xiahuayuan)	45,600	87,096	44	43%
90	Henan	Country Garden - Phoenix Bay Phase II	Xinxiang (Pinyuan)	112,421	202,357	211	51%
91	Hebei	Country Garden Jade County*	Chuangzhou (Botou)	57,000	114,001	64	45%
92	Hainan	Country Garden - Sanya Hui*	Sanya (Jiyang)	21,720	78,192	398	65%
93	Henan	Sanmenxia Country Garden*	Sanmenxia (Xiaxian)	71,274	112,612	139	51%
94	Fujian	(To Be Confirmed)*	Quanzhou (Fengze)	48,663	77,861	330	86%
95	Hunan	Country Garden - Grand Garden*	Loudi (Louxing)	87,176	174,352	115	100%
96	Fujian	Country Garden - Zhengyang Mansion*	Ningde (Xiapu)	26,277	104,056	240	74%
97	Anhui	Country Garden - Zijin Manor*	Maanshan (Bowang)	40,252	68,429	65	51%
98	Guangdong	Chaoan Country Garden*	Chaozhou (Chaoan)	49,098	196,392	236	100%
99	Zhejiang	Country Garden - The One*	Taizhou (Huangyan)	73,580	220,740	484	27%
100	Fujian	(To Be Confirmed)*	Zhangzhou (Longwen)	25,870	95,462	260	55%
101	Guangxi	(To Be Confirmed)*	Liuzhou (Liudong)	94,613	236,531	854	93%
102	Jiangsu	Gaotie New Town Country Garden*	Suzhou (Xiangcheng)	7,713	42,424	70	100%
103	Jiangsu	(To Be Confirmed)*	Wuxi (Jiangyin)	58,984	129,765	119	51%
104	Guangdong	(To Be Confirmed)*	Guangzhou (Zengcheng)	95,833	287,500	4,312	100%
105	Guangdong	(To Be Confirmed)*	Guangzhou (Zengcheng)	34,300	102,901	1,542	100%

New Land Acquisition in 2017 (Cont'd)							
Code	Province	Project	City (District)	Site Area	Expected GFA	Land Cost	CG Equity
				(sqm)	(sqm)	(RMB Million)	Ratio**
107	Hunan	(To Be Confirmed)*	Changsha (Wangcheng)	53,024	79,535	200	100%
108	Shandong	Country Garden - Jizhou Impression	Jining (Rencheng)	42,854	79,279	154	60%
109	Anhui	Country Garden - Orient Palace*	Chuzhou (Laian)	46,056	73,689	105	100%
110	Anhui	Country Garden - Zijin Manor*	Maanshan (Bowang)	88,093	158,567	271	100%
111	Guangdong	Country Garden - Smart Home*	Yangjiang (Yangdong)	57,089	139,296	117	95%
112	Guangdong	Country Garden - Silver Beach Bicui River*	Huizhou (Huidong)	68,000	156,401	313	100%
113	Guangdong	Country Garden - Longxi Hill*	Zhaoqing (Gaoyao)	243,648	584,755	408	47%
114	Hubei	Country Garden Eco City - Dongjing*	Wuhan (Hongshan)	117,987	199,398	860	44%
115	Guangdong	Country Garden - No.1 East Lake*	Guangzhou (Zengcheng)	32,787	57,377	280	100%
116	Chongqing	(To Be Confirmed)*	Chongqing (Yubei)	207,441	317,385	1,820	50%
117	Zhejiang	(To Be Confirmed)*	Wenzhou (Lucheng)	51,460	113,213	1,274	25%
118	Guangdong	(To Be Confirmed)*	Guangzhou (Conghua)	101,131	42,475	60	51%
119	Guangdong	Nanlang Country Garden*	Zhongshan (Nanlang)	106,013	371,046	2,226	42%
120	Henan	Country Garden - Phoenix Bay Phase II	Xinxiang (Pingyuan)	51,260	66,638	96	51%
121	Henan	Country Garden - Guide Fu*	Shangqiu (Suiyang)	38,040	95,100	100	43%
122	Guangdong	Country Garden - South Station New City	Huizhou (Huicheng)	23,948	102,258	330	100%
123	Guangdong	(To Be Confirmed)*	Huizhou (Huicheng)	58,413	146,033	403	100%
124	Guangdong	(To Be Confirmed)*	Guangzhou (Panyu)	2,260	9,379	148	100%
125	Anhui	Country Garden - Chunnan Huakai*	Chuzhou (Quanjiao)	61,680	135,697	112	34%
126	Anhui	Country Garden - Shuntai South Lake*	Bozhou (Qiaocheng)	67,460	168,651	163	26%
127	Guangdong	(To Be Confirmed)*	Huizhou (Daya Wan)	23,800	107,100	380	100%
128	Henan	Country Garden - Yingtian Mansion*	Shangqiu (Suiyang)	40,348	100,870	151	43%
129	Henan	Country Garden - Yingguo Mansion*	Pingding Shan (Weidong)	97,357	292,072	737	100%
130	Anhui	Country Garden - Garden Park*	Chuzhou (Langya)	107,769	269,423	365	72%
131	Anhui	Quanjiao Country Garden*	Chuzhou (Quanjiao)	86,362	155,452	215	34%
132	Hebei	Zunfu Country Garden*	Tangshan (Zunhua)	110,921	277,302	217	51%
133	Fujian	Country Garden - Beida Yanyuan*	Longyan (Xinluo)	33,330	116,655	175	60%
134	Hebei	Xinglong Country Garden*	Chengde (Xinglong)	62,680	81,484	182	40%
135	Henan	Country Garden - Shili Huahai*	Xuchang (Yanling)	408,699	400,525	276	51%
136	Guangdong	Huazhou Country Garden*	Maoming (Huazhou)	57,907	173,721	156	55%
137	Jiangsu	Country Garden - Diamond Bay*	Taizhou (Jiangyan)	62,574	112,633	303	100%
138	Jiangsu	Sheyang Country Garden*	Yancheng (Sheyang)	45,854	100,878	177	100%
139	Hunan	Xupu Country Garden	Huaihua (Xupu)	35,915	72,189	30	60%
140	Anhui	Huaining Country Garden*	Anqing (Huaining)	47,487	85,476	152	85%
141	Guizhou	Country Garden - Tianluan*	Zunyi (Huairan)	41,716	141,834	134	100%
142	Anhui	Huaibei Country Garden*	Huaibei (Xiangshan)	142,021	355,054	1,102	85%

New Land Acquisition in 2017 (Cont'd)							
Code	Province	Project	City (District)	Site Area	Expected GFA	Land Cost	CG Equity
				(sqm)	(sqm)	(RMB Million)	Ratio**
143	Jiangsu	Country Garden - Plum Mansion*	Wuxi (Xinwu)	51,884	106,881	390	60%
144	Guangdong	(To Be Confirmed)*	Jiangmen (Pengjiang)	41,620	106,132	731	100%
145	Chongqing	(To Be Confirmed)*	Chongqing (Shapingba)	7,738	30,952	139	100%
146	Jiangsu	(To Be Confirmed)*	Suzhou (Wujiang)	51,988	93,579	907	100%
147	Guangxi	Rongshui Country Garden*	Liuzhou (Rongshui)	85,638	171,275	90	85%
148	Guangdong	Country Garden - Phoenix Bay	Foshan (Shunde)	36,007	144,027	319	51%
149	Guangdong	(To Be Confirmed)*	Zhuhai (Gaolan Gang)	30,813	77,034	434	100%
150	Hunan	Country Garden - Langzhou Mansion*	Changde (Wuling)	39,021	109,258	410	100%
151	Hubei	Country Garden - Riverside Villa*	Enshi (Enshi)	30,341	106,194	64	46%
152	Hubei	Country Garden - Riverside Villa*	Enshi (Enshi)	40,578	142,023	91	46%
153	Shandong	Country Garden - Jade Bay*	Jinini (Yanzhou)	80,462	105,534	133	43%
154	Guangdong	(To Be Confirmed)*	Guangzhou (Panyu)	140,400	630,396	5,752	100%
155	Jiangsu	(To Be Confirmed)*	Suzhou (Changshu)	34,800	62,640	364	21%
156	Henan	Country Garden - Xiliu River*	Zhengzhou (Gaoxin)	101,839	383,933	1,493	50%
157	Anhui	Country Garden - Shoufu*	Ma'Anshan (Dangtu)	30,334	60,667	71	100%
158	Jiangsu	Country Garden - Shoufu South City*	Suqian (Shuyang)	53,627	107,254	129	100%
159	Guangdong	(To Be Confirmed)*	Guangzhou (Liwán)	38,757	186,033	4,000	17%
160	Hunan	(To Be Confirmed)*	Changsha (Furong)	68,959	168,949	1,453	43%
161	Hunan	(To Be Confirmed)*	Changsha (Wangcheng)	33,618	50,426	97	100%
162	Beijing	(To Be Confirmed)*	Beijing (Miyun)	13,866	38,825	220	24%
163	Guizhou	Country Garden - Binjiang One	Qiannanzhou (Duyun)	75,620	282,063	109	55%
164	Jiangsu	(To Be Confirmed)*	Yancheng (Tinghu)	29,427	64,739	321	100%
165	Guangdong	Heyuan Longchuan Country Garden	Heyuan (Longchuan)	97,112	291,336	386	51%
166	Guangdong	(To Be Confirmed)*	Zhanjiang (Wuchuan)	16,490	60,520	47	100%
167	Guangdong	(To Be Confirmed)*	Zhanjiang (Wuchuan)	33,923	124,498	96	100%
168	Guangdong	Country Garden - The Sun City	Shaoguan (Xilian)	142,840	427,092	401	51%
169	Anhui	Country Garden - Rulinyinxiang	Chuzhou (Qianjiao)	112,665	218,570	139	43%
170	Jiangsu	(To Be Confirmed)*	Nanjing (Qinhuai)	199,328	217,268	9,810	28%
171	Jiangsu	(To Be Confirmed)*	Suzhou (Kunshan)	16,641	73,886	525	44%
172	Guangdong	Country Garden - Longyu Garden	Huizhou (huicheng)	72,067	216,200	479	100%
173	Guangdong	(To Be Confirmed)*	Zhongshan (Nanqu)	30,520	91,560	290	80%
174	Shanghai	(To Be Confirmed)*	Shanghai (Pudong)	64,419	77,302	1,630	100%

New Land Acquisition in 2017 (Cont'd)							
Code	Province	Project	City (District)	Site Area	Expected GFA	Land Cost	CG Equity
				(sqm)	(sqm)	(RMB Million)	Ratio**
175	Shanghai	(To Be Confirmed)*	Shanghai(Jinshan)	51,854	93,337	480	60%
176	Hunan	Country Garden - Tianyue Bay	Changde(Dingcheng)	75,627	196,629	156	51%
177	Guangdong	Country Garden - Central Park	Zhaoqing(Sihui)	50,987	178,453	290	100%
178	Hebei	Country Garden - 51Degree	Langfang(Bazhou)	216,444	212,116	522	75%
179	Anhui	Suzhou Country Garden	Suzhou(Yongqiao)	108,260	270,650	1,129	100%
180	Hubei	Enshi Country Garden	Enshi (Enshi)	57,821	144,552	78	46%
181	Hubei	Country Garden - Jade Mansion	Jingmen (Dongbao)	183,243	366,487	276	80%
182	Zhejiang	Country Garden - Phoenix Mansion	Huzhou(Anji)	111,517	144,971	776	100%
183	Hebei	Country Garden - Taoyuan Lane	Shijiazhuang(Luquan)	98,333	113,083	399	70%
184	Jiangsu	Country Gardnen - Boyueshijia	Changzhou(Liyang)	121,058	205,799	1,362	100%
185	Zhejiang	Cixi Tianyuan Country Garden	Ningbo(Cixi)	51,511	92,719	87	100%
186	Hubei	Country Garden - Chuzhou Mansion	Jingzhou(Jingbei Xinqu)	20,972	73,402	285	100%
187	Guangdong	(To Be Confirmed)*	Zhanjiang(Lianjiang)	49,167	147,500	296	100%
188	Guangdong	Country Gardnen - Kaixuanhuafu	Shanwei(Lufeng)	20,000	80,000	42	100%
189	Yunnan	Zhaotong Country Garden	Zhaotong(Zhaoyang)	120,634	355,871	175	75%
190	Henan	(To Be Confirmed)*	Zhengzhou(Gongyi)	42,976	94,546	235	100%
191	Henan	(To Be Confirmed)*	Zhengzhou(Gongyi)	35,352	70,704	176	100%
192	Henan	(To Be Confirmed)*	Zhengzhou(Gongyi)	44,042	96,893	236	100%
193	Jiangsu	(To Be Confirmed)*	Liangyungang(Ganyu)	73,587	161,891	354	51%
194	Guangdong	Country Garden - Longyue Mansion	Jiangmen(Pengjiang)	46,767	128,608	813	100%
195	Guangdong	Yingde Country Garden	Qingyuan(Yingde)	47,656	55,758	49	100%
196	Hubei	Country Garden - Youpu City	Wuhan(Hanyang)	79,685	172,916	693	60%
197	Guangxi	Tiandong Country Garden	Baise(Tiandong)	66,036	165,091	82	85%
198	Guangdong	Country Garden - Longyue Mansion	Jianmeng(Pengjiang)	27,087	73,947	446	100%
199	Zhejiang	Rui'an Country Garden	Wenzhou (Rui'an)	42,670	145,077	1,324	100%
200	Guizhou	Dejiang Country Garden	Tongren(Dejiang)	107,113	172,453	96	90%
201	Guangdong	(To Be Confirmed)*	Huizhou(Zhongkai)	54,047	174,572	32	80%
202	Guangdong	(To Be Confirmed)*	Huizhou(Zhongkai)	52,237	168,726	31	80%
203	Guangdong	(To Be Confirmed)*	Huizhou(Zhongkai)	96,991	318,130	127	80%
204	Guangdong	(To Be Confirmed)*	Huizhou(Zhongkai)	48,997	157,280	429	80%
205	Guangdong	(To Be Confirmed)*	Huizhou(Zhongkai)	57,831	284,235	19	100%
Total				16,763,261	35,904,540	123,364	
May sub-total				3,267,995	7,519,630	27,497	

*New projects in 2017

**CG's project level equity stake may subject to change due to the implementation of the partnership scheme, under which CG's senior management teams from both HQ and project level are required to take no more than 15% of equity of all the projects acquired after October 2014.