

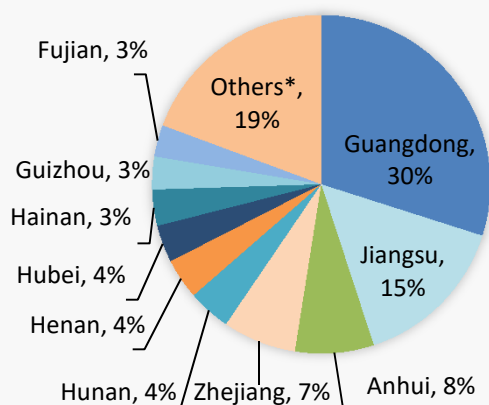


Country Garden Holdings Company Limited (“Country Garden” or the “Company”) together with its subsidiaries, (collectively, the “Group”) (stock code: 2007) is one of China’s leading integrated property developers. The Group became a constituent stock of MSCI Global Standard Indices on 1 September 2007, Hang Seng Composite Index and Hang Seng Mainland 100 on 10 September 2007, FTSE China 50 Index on 14 September 2016, Hang Seng China (Hong Kong-listed) 25 Index on 12 June 2017, and Hang Seng Index on 4 December 2017.

Contracted Sales

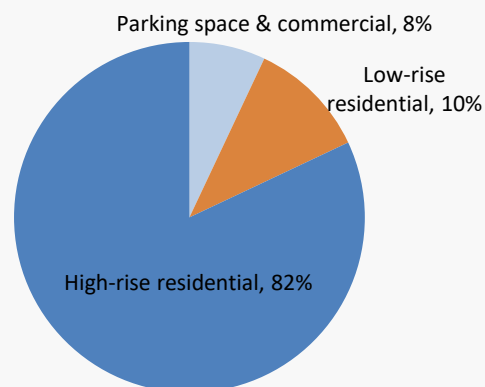
■ For the 12 months of 2017, the Group, together with its joint ventures and associates, achieved contracted sales of approximately RMB550.80 billion with contracted sales GFA of approximately 60.66 million square meters (“sqm”).

Geographical breakdown of contracted sales for the 12 months of 2017 (By Value)

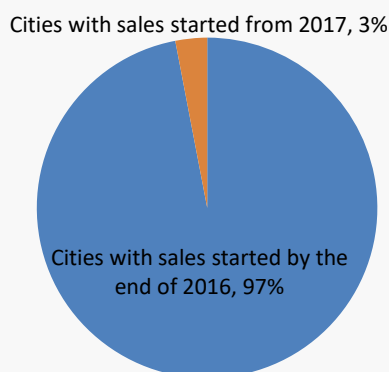


Note : Others* including Guangxi, Hebei, Liaoning, Shandong, Malaysia, Shanghai, Sichuan, Shaanxi, Gansu, Chongqing, Jiangxi, Yunnan, Tianjin, Shanxi, Inner Mongolia, Qinghai, Jilin, Heilongjiang and Australia.

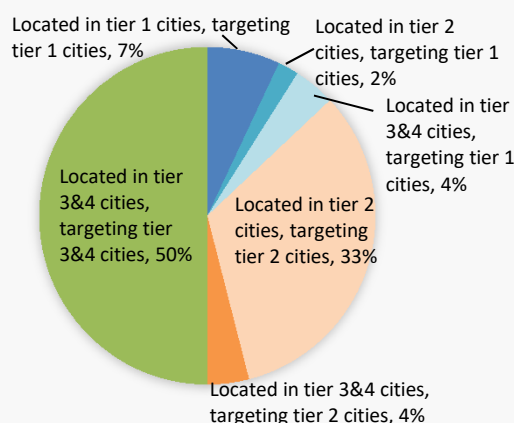
Product type breakdown of contracted sales for the 12 months of 2017 (By Value)



City type breakdown of onshore contracted sales for the 12 months of 2017 (By Value)

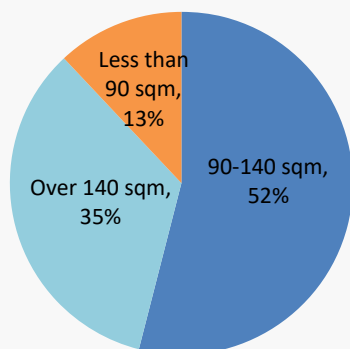


Domestic tier of cities breakdown of contracted sales for the 12 months of 2017 (By Value)

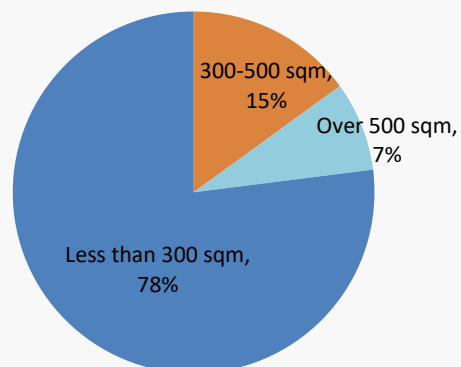


Contracted Sales (Cont'd)

Unit size breakdown of contracted sales of high-rise residential products for the 12 months of 2017 (By Value)



Unit size breakdown of contracted sales of low-rise residential products for the 12 months of 2017 (By Value)



■ Top ten cities where the Group, together with its joint ventures and associates, achieved the highest contracted sales for the 12 months of 2017 were as follows; the aggregated contracted sales amount in these 10 cities was approximately RMB184.993 billion, accounting for approximately 36.9% of the Group together with its joint ventures and associates' total contracted sales.

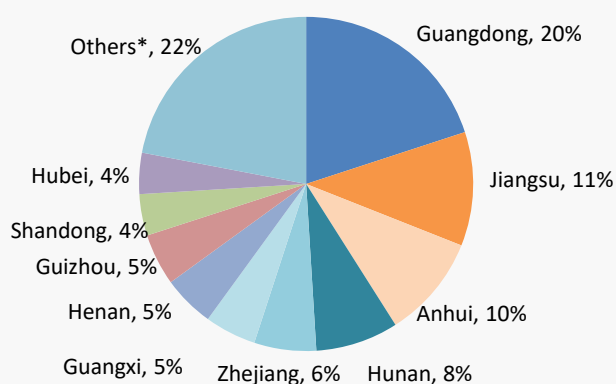
Cities (By Location)	Contracted Sales (RMB Billion)	Contracted Sales GFA ('000 sqm)	Contracted Sales ASP (RMB per sqm)
Guangdong-Dongguan	27.92	1613	17308
Jiangsu-Suzhou	25.24	2021	12488
Guangdong-Guangzhou	24.29	1556	15606
Guangdong-Huizhou	22.52	1863	12085
Guangdong-Foshan	19.06	1654	11523
Jiangsu-Nantong	15.13	1223	12375
Hainan-Lingshui	13.52	672	20107
Anhui-Chuzhou	12.76	1865	6846
Henan-Zhengzhou	12.40	1349	9190
Guangdong-Jiangmen	12.06	1438	8382



New Land Acquisitions in China

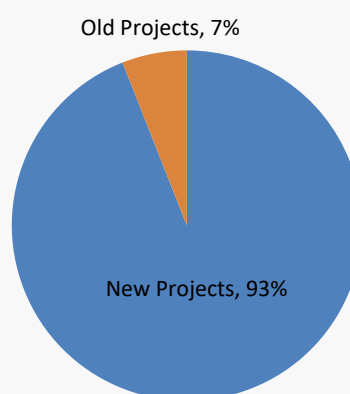
■The Group acquired RMB479.45 billion (including minority interests) new lands with an estimated GFA of 141.10 million sqm for the 12 months of 2017 in China. The estimated attributable GFA to the owners of the Company in China was approximately 101.45 million sqm, and the total land premium was approximately RMB327.14 billion, the average land price was approximately RMB3,225 per sqm. The breakdown of the estimated attributable GFA or value to the owners of the Company was as follows:

Provinces breakdown of newly acquired lands for the 12 months of 2017 (By GFA)

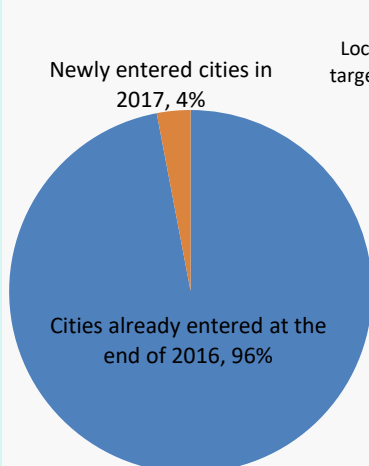


Note : Others* including Fujian, Chongqing, Hebei, Shaanxi, Jiangxi, Ningxia, Sichuan, Tianjin, Beijing, Yunnan, Shanxi, Hainan, Xinjiang, Shanghai, Liaoning, Gansu and Jilin.

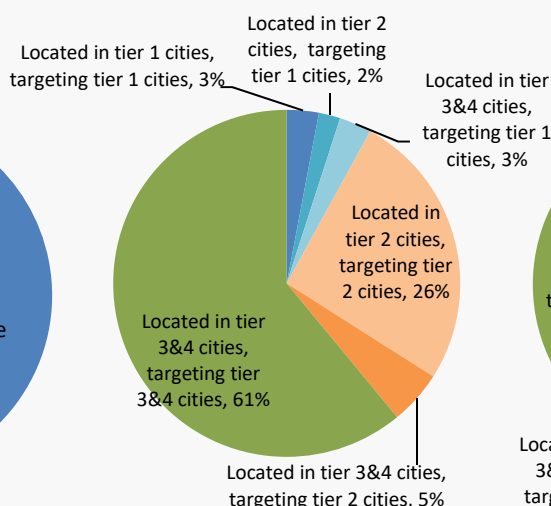
Project type breakdown of newly acquired lands for the 12 months of 2017 (By GFA)



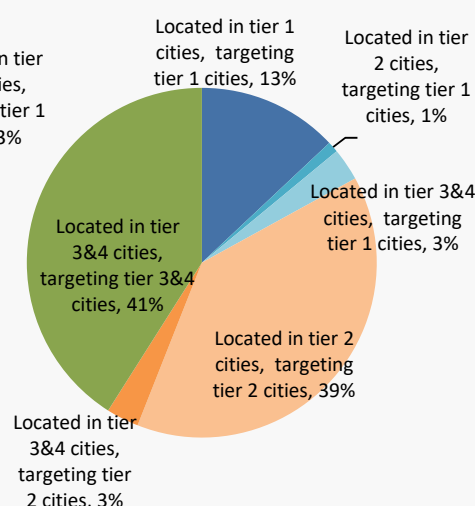
City type breakdown of newly acquired lands for the 12 months of 2017 (By Value)



Tier cities breakdown of newly acquired lands for the 12 months of 2017 (By GFA)



Tier cities breakdown of newly acquired lands for the 12 months of 2017 (By Value)



Code	Province	Project	City(District)	SiteArea	Expected GFA	LandCost	CGEquity
				(sqm)	(sqm)	(RMB Million)	Ratio**
1	Guangxi	VankePark*	Nanning(Liangqing)	75,940	227,820	759	40%
2	Tianjin	(To Be Confirmed)*	Tianjin(Jixian)	145,607	115,029	328	80%
3	Anhui	Xuancheng Country Garden Phase II*	Xuancheng(Xuanzhou)	41,549	83,098	144	51%
4	Jiangxi	(To Be Confirmed)*	Nanchang(Nanchang)	51,667	129,167	234	30%
5	Hebei	Country Garden - Guangting Lan*	Zhangjiakou(Huailai)	130,978	239,690	327	70%
6	Hunan	(To Be Confirmed)*	Hengyang(Leiyang)	34,468	51,702	42	55%
7	Anhui	Country Garden - Golden Time*	Fuyang(Yingzhou)	210,026	420,052	1,894	59%
8	Anhui	Country Garden - Jade Bay South*	Fuyang(Jingkaiqu)	238,136	523,899	936	30%
9	Zhejiang	Lucheng Fengmen Country Garden*	Wenzhou(Lucheng)	27,729	55,459	282	100%
10	Zhejiang	Lucheng Fengmen Country Garden*	Wenzhou(Lucheng)	23,785	47,570	220	100%
11	Anhui	Country Garden - Jade Bay North*	Fuyang(Jingkaiqu)	149,456	373,640	643	22%
12	Guizhou	Country Garden - Coast One*	Qiandongnan(Kaili)	244,379	268,817	403	100%
13	Henan	Country Garden - Moon Coast*	Zhumadian(Xincai)	120,800	302,001	289	100%
14	Henan	Country Garden - Jade City	Zhengzhou(Xingyang)	184,267	294,827	456	51%
15	Guangdong	(To Be Confirmed)	Huizhou(Huidong)	38,679	46,414	45	100%
16	Guangdong	(To Be Confirmed)*	Jiangmen(Xinhui)	55,709	167,127	451	47%
17	Guizhou	Country Garden - Institution One*	Guiyang(Huaxi)	82,309	164,618	121	100%
18	Anhui	Country Garden - Dragon Mansion*	Chuzhou(Langya)	141,880	312,136	952	85%
19	Guangdong	(To Be Confirmed)*	Zhongshan(Sanxiang)	54,634	136,584	820	85%
20	Shanxi	Country Garden - Tianhui*	Taiyuan(Xiaodian)	12,757	51,030	101	30%
21	Anhui	(To Be Confirmed)*	Wuhu(Wuhu)	59,080	129,976	107	51%
22	Anhui	(To Be Confirmed)*	Hefei(Binhu)	67,340	168,350	2,682	100%
23	Guangdong	(To Be Confirmed)*	Qingyuan(Qingcheng)	129,653	318,947	863	100%
24	Guangdong	(To Be Confirmed)*	Qingyuan(Qingcheng)	104,253	272,101	696	100%
25	Hubei	Jingzhou Country Garden*	Jingzhou(Shashi)	72,987	255,454	470	100%
26	Liaoning	(To Be Confirmed)*	Shenyang(Heping)	38,127	141,069	421	100%
27	Zhejiang	(To Be Confirmed)*	Hangzhou(Xiaoshan)	32,427	74,582	522	55%
28	Zhejiang	(To Be Confirmed)*	Hangzhou(Xiaoshan)	48,320	120,800	882	55%
29	Zhejiang	(To Be Confirmed)*	Hangzhou(Xiaoshan)	24,306	63,196	681	54%
30	Zhejiang	(To Be Confirmed)*	Hangzhou(Xiaoshan)	39,617	99,043	1,068	54%
31	Fujian	Country Garden - Gui'an Mansion*	Fuzhou(Lianjiang)	184,407	210,224	470	80%
32	Hebei	(To Be Confirmed)*	Langfang(Bazhou)	33,640	67,280	726	51%
33	Hunan	Country Garden - Ten Miles Coast*	Huaihua(Hecheng)	275,140	605,308	389	100%
34	Hunan	(To Be Confirmed)*	Changsha(Wangcheng)	44,180	66,270	114	100%
35	Hubei	(To Be Confirmed)*	Wuhan(Caidian)	37,002	92,505	71	100%

Code	Province	Project	City(District)	SiteArea	Expected GFA	LandCost	CGEquity
				(sqm)	(sqm)	(RMB Million)	Ratio**
36	Guizhou	Country Garden - Guiyang One	Guiyang(Huaxi)	130,233	265,675	193	43%
37	Liaoning	(To Be Confirmed)*	Shenyang(Hunnan)	35,013	105,040	173	100%
38	Jiangsu	(To Be Confirmed)*	Yancheng(Tinghu)	111,764	189,999	502	100%
39	Jiangsu	(To Be Confirmed)*	Yancheng(Tinghu)	99,553	159,286	464	100%
40	Guangdong	Gaoming Country Garden*	Foshan(Gaoming)	41,109	90,441	92	100%
41	Jiangxi	(To Be Confirmed)*	Jiujiang(Balihui)	96,496	270,190	731	100%
42	Fujian	(To Be Confirmed)*	Zhangzhou(Zhao'an)	27,607	91,103	121	100%
43	Shanghai	(To Be Confirmed)*	Shanghai(Baoshan)	89,155	136,852	2,245	100%
44	Hunan	Country Garden - Star Mansion*	Changsha(Changsha)	30,573	123,517	165	100%
45	Guangdong	(To Be Confirmed)*	Guangzhou(Conghua)	18,813	56,440	249	90%
46	Jiangsu	Country Garden - Boyuebinjiang*	Taizhou(Jingjiang)	86,554	155,798	562	100%
47	Guangxi	Country Garden - City Center One*	Liuzhou(Yufeng)	46,873	117,183	511	94%
48	Jiangsu	Country Garden - Jiangnanshijia*	Zhenjiang(Jurong)	221,554	620,352	1,595	100%
49	Jiangsu	Country Garden - Central Park*	Zhenjiang(Jurong)	285,921	834,889	2,059	100%
50	Anhui	Country Garden - Aoneng Flourish Rome*	Chuzhou(Quanjiao)	224,940	562,351	341	43%
51	Anhui	Country Garden - Aoneng Flourish Rome*	Chuzhou(Quanjiao)	295,951	739,878	801	43%
52	Anhui	Country Garden - Aoneng Flourish Rome*	Chuzhou(Quanjiao)	330,198	670,301	248	43%
53	Hubei	Country Garden - Bund View*	Wuhan(Huangpo)	19,513	52,685	71	100%
54	Jiangsu	Baoying Country Garden	Yangzhou(Baoying)	19,625	52,006	89	100%
55	Hebei	Country Garden - Tianhui*	Shijiazhuang(Qiaoxi)	30,407	95,477	412	51%
56	Jiangsu	Country Garden - Phoenix Mansion*	Wuxi(Jiangyin)	93,307	149,291	143	100%
57	Zhejiang	Jiazhi Country Garden*	Taizhou(Jiaojiang)	60,354	150,885	1,006	100%
58	Jiangsu	Suqian Country Garden	Suqian(SusuyuanDistrict)	106,444	146,893	161	100%
59	Guangdong	Leping Country Garden*	Foshan(Sanshui)	46,987	117,467	300	100%
60	Jiangsu	Country Garden - Sunac Lingyu*	Yangzhou(Jiangdu)	53,956	107,912	380	51%
61	Fujian	Country Garden - Yue Fu*	Ningde(Gutian)	20,747	58,092	135	100%
62	Anhui	Country Garden-Wanting Impression*	Chuzhou(Nanqiao)	72,123	144,246	292	100%
63	Guangdong	(To Be Confirmed)*	Zhongshan(Nanqu)	19,566	48,915	82	85%
64	Beijing	(To Be Confirmed)*	Beijing(Changping)	644,410	612,189	7,000	100%
65	Guangdong	(To Be Confirmed)*	Shenzhen(Longgang)	38,259	153,038	428	50%
66	Guangdong	(To Be Confirmed)*	Zhongshan(Nantou)	36,414	109,241	500	100%
67	Anhui	Country Garden - Jinlingtianxia*	Chuzhou(Nanqiao)	104,407	208,814	535	100%
68	Anhui	Country Garden - Shifugongguan*	Chuzhou(Chengnan)	98,553	194,149	730	100%
69	Guangdong	(To Be Confirmed)*	Zhongshan(Guzhen)	21,423	59,985	360	100%
70	Guangdong	(To Be Confirmed)*	Zhongshan(Guzhen)	16,701	41,753	251	100%

Code	Province	Project	City(District)	SiteArea	Expected GFA	LandCost	CGEquity
				(sqm)	(sqm)	(RMB Million)	Ratio**
71	Guangdong	(To Be Confirmed)*	Zhongshan(Henglan)	14,688	29,377	103	100%
72	Hubei	Country Garden - The Cullinan*	Xiaogan(Yingcheng)	116,207	209,173	141	85%
73	Guangdong	(To Be Confirmed)*	Huizhou(Huidong)	69,993	153,984	679	100%
74	Guangdong	(To Be Confirmed)*	Huizhou(Huidong)	38,015	83,634	299	100%
75	Guangdong	(To Be Confirmed)*	Huizhou(Huicheng)	74,516	108,049	551	100%
76	Guangdong	(To Be Confirmed)*	Huizhou(Huicheng)	88,962	133,443	604	100%
77	Guangdong	(To Be Confirmed)*	Huizhou(Huicheng)	25,754	54,598	184	100%
78	Anhui	Country Garden - City of Lights*	Liuan(Jin'an)	165,984	365,165	1,603	51%
79	Anhui	Country Garden - Diamond City*	Hefei(Lujiang)	95,480	143,220	620	85%
80	Tianjin	(To Be Confirmed)*	Tianjin(Jizhou)	415,015	166,006	542	100%
81	Guangdong	(To Be Confirmed)*	Guangzhou(Panyu)	13,187	32,968	168	100%
82	Guangdong	Country Garden Triumph City*	Maoming(Maonan)	40,254	140,887	285	60%
83	Anhui	Huoqiu Country Garden*	Liuan(Huoqiu)	216,738	476,824	621	100%
84	Guangdong	Sanxiang Country Garden*	Zhongshan(Sanxiang)	106,167	246,308	213	30%
85	Guangdong	(To Be Confirmed)*	Huizhou(Huicheng)	80,182	160,363	381	100%
86	Guangdong	Country Garden - Shouyu*	Huizhou(Huicheng)	44,760	102,501	443	100%
87	Hunan	Suining Country Garden*	Shaoyang(Suining)	56,507	109,623	43	100%
88	Guangdong	(To Be Confirmed)*	Guangzhou(Tianhe)	13,574	30,542	307	95%
89	Hebei	Country Garden - Beijing County	Zhangjiakou(Xiahuayuan)	45,600	87,096	44	43%
90	Henan	Country Garden - Phoenix Bay Phase II	Xinxiang(Pinyuan)	112,421	202,357	211	51%
91	Hebei	Country Garden Jade County*	Chuangzhou(Botou)	57,000	114,001	64	45%
92	Hainan	Country Garden - Sanya Hui*	Sanya(Jiyang)	21,720	78,192	398	65%
93	Henan	San Men Xia Country Garden*	Sanmenxia(Xiaxian)	71,274	112,612	139	51%
94	Fujian	(To Be Confirmed)*	Quanzhou(Fengze)	48,663	77,861	330	86%
95	Hunan	Country Garden - Grand Garden*	Loudi(Louxing)	87,176	174,352	115	100%
96	Fujian	Country Garden - Zheng Yang Mansion*	Ningde(Xiapu)	26,277	104,056	240	74%
97	Anhui	Country Garden - Zijin Manor*	Maanshan(Bowang)	40,252	68,429	65	51%
98	Guangdong	Chaoan Country Garden*	Chaozhou(Chaoan)	49,098	196,392	236	100%
99	Zhejiang	Country Garden - The One*	Taizhou(Huangyan)	73,580	220,740	484	27%
100	Fujian	(To Be Confirmed)*	Zhangzhou(Longwen)	25,870	95,462	260	55%
101	Guangxi	(To Be Confirmed)*	Liuzhou(Liudong)	94,613	236,531	854	93%
102	Jiangsu	Gaotie New Town Country Garden*	Suzhou(Xiangcheng)	7,713	42,424	70	100%
103	Jiangsu	(To Be Confirmed)*	Wuxi(Jiangyin)	58,984	129,765	119	43%
104	Guangdong	(To Be Confirmed)*	Guangzhou(Zengcheng)	95,833	287,500	4,312	100%
105	Guangdong	(To Be Confirmed)*	Guangzhou(Zengcheng)	34,300	102,901	1,542	100%

Code	Province	Project	City(District)	SiteArea	Expected GFA	LandCost	CGEquity
				(sqm)	(sqm)	(RMB Million)	Ratio**
106	Guangdong	(To Be Confirmed)*	Guangzhou(Zengcheng)	118,934	356,802	5,351	100%
107	Hunan	(To Be Confirmed)*	Changsha(Wangcheng)	53,024	79,535	200	100%
108	Shandong	Country Garden - Jizhou Impression	Jining(Rencheng)	42,854	79,279	154	60%
109	Anhui	Country Garden - Orient Palace*	Chuzhou(Laian)	46,056	73,689	105	100%
110	Anhui	Country Garden - Zijin Manor*	Maanshan(Bowang)	88,093	158,567	271	100%
111	Guangdong	Country Garden - Smart Home*	Yangjiang(Yangdong)	57,089	139,296	117	95%
112	Guangdong	Country Garden - Silver Beach Bicui River*	Huizhou(Huidong)	68,000	156,401	313	100%
113	Guangdong	Country Garden - Longxi Hill*	Zhaoqing(Gaoyao)	243,648	584,755	408	47%
114	Hubei	Country Garden Eco City - Dongjing*	Wuhan(Hongshan)	117,987	199,398	860	44%
115	Guangdong	Country Garden - No.1 East Lake*	Guangzhou(Zengcheng)	32,787	57,377	280	100%
116	Chongqing	(To Be Confirmed)*	Chongqing(Yubei)	207,441	317,385	1,820	50%
117	Zhejiang	(To Be Confirmed)*	Wenzhou(Lucheng)	51,460	113,213	1,274	25%
118	Guangdong	(To Be Confirmed)*	Guangzhou(Conghua)	101,131	42,475	60	51%
119	Guangdong	Nanlang Country Garden*	Zhongshan(Nanlang)	106,013	371,046	2,226	42%
120	Henan	Country Garden - Phoenix Bay Phase II	Xinxiang(Pingyuan)	51,260	66,638	96	51%
121	Henan	Country Garden - Guide Mansion*	Shangqiu(Suiyang)	38,040	95,100	100	43%
122	Guangdong	Country Garden - South Station New City	Huizhou(Huicheng)	23,948	102,258	330	100%
123	Guangdong	(To Be Confirmed)*	Huizhou(Huicheng)	58,413	146,033	403	100%
124	Guangdong	(To Be Confirmed)*	Guangzhou(Panyu)	2,260	9,379	148	100%
125	Anhui	Country Garden - Chunnuan Huakai*	Chuzhou(Quanjiao)	61,680	135,697	112	34%
126	Anhui	Country Garden - Shuntai South Lake*	Bozhou(Qiaocheng)	67,460	168,651	163	26%
127	Guangdong	(To Be Confirmed)*	Huizhou(Daya Wan)	23,800	107,100	380	100%
128	Henan	Country Garden - Yingtian Mansion*	Shangqiu(Suiyang)	40,348	100,870	151	43%
129	Henan	Country Garden - Yingguo Mansion*	Pingdingshan(Weidong)	97,357	292,072	737	100%
130	Anhui	Country Garden - Garden Park*	Chuzhou(Langya)	107,769	269,423	365	72%
131	Anhui	Quanjiao Country Garden*	Chuzhou(Quanjiao)	86,362	155,452	215	34%
132	Hebei	Zunfu Country Garden*	Tangshan(Zunhua)	110,921	277,302	217	51%
133	Fujian	Country Garden - Beida Yanyuan*	Longyan(Xinluo)	33,330	116,655	175	60%
134	Hebei	Xinglong Country Garden*	Chengde(Xinglong)	62,680	81,484	182	40%
135	Henan	Country Garden - Shili Huahai*	Xuchang(Yanling)	408,699	400,525	276	51%
136	Guangdong	Huazhou Country Garden*	Maoming(Huazhou)	57,907	173,721	156	55%
137	Jiangsu	Country Garden - Diamond Bay*	Taizhou(Jiangyan)	62,574	112,633	303	100%
138	Jiangsu	Sheyang Country Garden*	Yancheng(Sheyang)	45,854	100,878	177	100%
139	Hunan	Xupu Country Garden	Huaihua(Xupu)	35,915	72,189	30	60%
140	Anhui	Huaining Country Garden*	Anqing(Huaining)	47,487	85,476	152	85%

Code	Province	Project	City(District)	SiteArea	Expected GFA	LandCost	CGEquity
				(sqm)	(sqm)	(RMB Million)	Ratio**
141	Guizhou	Country Garden - Tianluan*	Zunyi(Huairan)	41,716	141,834	134	100%
142	Anhui	Huaibei Country Garden*	Huaibei(Xiangshan)	142,021	355,054	1,102	85%
143	Jiangsu	Country Garden - Plum Mansion*	Wuxi(Xinwu)	51,884	106,881	390	60%
144	Guangdong	(To Be Confirmed)*	Jiangmen(Pengjiang)	41,620	106,132	731	100%
145	Chongqing	(To Be Confirmed)*	Chongqing(Shapingba)	7,738	30,952	139	100%
146	Jiangsu	(To Be Confirmed)*	Suzhou(Wujiang)	51,988	93,579	907	100%
147	Guangxi	Rongshui Country Garden*	Liuzhou(Rongshui)	85,638	171,275	90	85%
148	Guangdong	Country Garden - Phoenix Bay	Foshan(Shunde)	36,007	144,027	319	51%
149	Guangdong	(To Be Confirmed)*	Zhuhai(Gaolan Gang)	30,813	77,034	434	100%
150	Hunan	Country Garden - Langzhou Mansion*	Changde(Wuling)	39,021	109,258	410	100%
151	Hubei	Country Garden - Riverside Villa*	Enshi(Enshi)	30,341	106,194	64	46%
152	Hubei	Country Garden - Riverside Villa*	Enshi(Enshi)	40,578	142,023	91	46%
153	Shandong	Country Garden - Jade Bay*	Jining(Yanzhou)	80,462	105,534	133	43%
154	Guangdong	(To Be Confirmed)*	Guangzhou(Panyu)	140,400	630,396	5,752	100%
155	Jiangsu	(To Be Confirmed)*	Suzhou(Changshu)	34,800	62,640	364	21%
156	Henan	Country Garden - Xiliu River*	Zhengzhou(Gaoxin)	101,839	383,933	1,493	50%
157	Anhui	Country Garden - Shoufu*	Maanshan(Dangtu)	30,334	60,667	71	100%
158	Jiangsu	Country Garden - Shoufu South City*	Suqian(Shuyang)	53,627	107,254	129	100%
159	Guangdong	(To Be Confirmed)*	Guangzhou(Liwan)	38,757	186,033	4,000	17%
160	Hunan	(To Be Confirmed)*	Changsha(Furong)	68,959	168,949	1,453	43%
161	Hunan	(To Be Confirmed)*	Changsha(Wangcheng)	33,618	50,426	97	100%
162	Beijing	(To Be Confirmed)*	Beijing(Miyun)	13,866	38,825	220	24%
163	Guizhou	Country Garden - Binjiang One*	Qiannanzhou(Duyun)	75,620	282,063	109	55%
164	Jiangsu	(To Be Confirmed)*	Yancheng(Tinghu)	29,427	64,739	321	100%
165	Guangdong	Heyuan Longchuan Country Garden*	Heyuan(Longchuan)	97,112	291,336	386	51%
166	Guangdong	(To Be Confirmed)*	Zhanjiang(Wuchuan)	16,490	60,520	47	100%
167	Guangdong	(To Be Confirmed)*	Zhanjiang(Wuchuan)	33,923	124,498	96	100%
168	Guangdong	Country Garden - The Sun City	Shaoguan(Xilian)	142,840	427,092	401	51%
169	Anhui	Country Garden - Rulinyinxiang*	Chuzhou(Quanjiao)	112,665	218,570	139	43%
170	Jiangsu	(To Be Confirmed)*	Nanjing(Qinhuai)	199,328	217,268	9,810	28%
171	Jiangsu	(To Be Confirmed)*	Suzhou(Kunshan)	16,641	73,886	525	44%
172	Guangdong	Country Garden - Longyu Garden*	Huizhou(huicheng)	72,067	216,200	479	100%
173	Guangdong	(To Be Confirmed)*	Zhongshan(Nanqu)	30,520	91,560	290	80%
174	Shanghai	(To Be Confirmed)*	Shanghai(Pudong)	64,419	77,302	1,630	100%
175	Shanghai	(To Be Confirmed)*	Shanghai(Jinshan)	51,854	93,337	480	60%

Code	Province	Project	City(District)	SiteArea	Expected GFA	LandCost	CGEquity
				(sqm)	(sqm)	(RMB Million)	Ratio**
176	Hunan	Country Garden - Tianyue Bay*	Changde(Dingcheng)	75,627	196,629	156	51%
177	Guangdong	Country Garden-Central Park*	Zhaoqing(Sihui)	50,987	178,453	290	100%
178	Hebei	Country Garden - 51 Degree*	Langfang(Bazhou)	216,444	212,116	522	75%
179	Anhui	Suzhou Country Garden*	Suzhou(Yongqiao)	108,260	270,650	1,129	100%
180	Hubei	Enshi Country Garden	Enshi(Enshi)	57,821	144,552	78	46%
181	Hubei	Country Garden - Jade Mansion*	Jingmen(Dongbao)	183,243	366,487	276	80%
182	Zhejiang	Country Garden - Phoenix Mansion*	Huzhou(Anji)	111,517	144,971	776	100%
183	Hebei	Country Garden - Taoyuan Lane*	Shijiazhuang(Luquan)	98,333	113,083	399	70%
184	Jiangsu	Country Garden - Boyueshijia*	Changzhou(Liyang)	121,058	205,799	1,362	100%
185	Zhejiang	Cixi Tianyuan Country Garden*	Ningbo(Cixi)	51,511	92,719	87	100%
186	Hubei	Country Garden - Chuzhou Mansion*	Jingzhou(Jingbeixinqu)	20,972	73,402	285	100%
187	Guangdong	(To Be Confirmed)*	Zhanjiang(Lianjiang)	49,167	147,500	296	100%
188	Guangdong	Country Garden - Kaixuanhuafu*	Shanwei(Lufeng)	20,000	80,000	42	100%
189	Yunnan	Zhaotong Country Garden*	Zhaotong(Zhaoyang)	120,634	355,871	175	75%
190	Henan	(To Be Confirmed)*	Zhengzhou(Gongyi)	42,976	94,546	235	100%
191	Henan	(To Be Confirmed)*	Zhengzhou(Gongyi)	35,352	70,704	176	100%
192	Henan	(To Be Confirmed)*	Zhengzhou(Gongyi)	44,042	96,893	236	100%
193	Jiangsu	(To Be Confirmed)*	Lianyungang(Ganyu)	73,587	161,891	354	43%
194	Guangdong	Country Garden - Longyue Mansion*	Jiangmen(Pengjiang)	46,767	128,608	813	100%
195	Guangdong	Yingde Country Garden	Qingyuan(Yingde)	47,656	55,758	49	100%
196	Hubei	Country Garden - Youpu City*	Wuhan(Hanyang)	79,685	172,916	693	60%
197	Guangxi	Tiandong Country Garden*	Baise(Tiandong)	66,036	165,091	82	85%
198	Guangdong	Country Garden - Longyue Mansion*	Jiangmen(Pengjiang)	27,087	73,947	446	100%
199	Zhejiang	Rui'an Country Garden*	Wenzhou(Rui'an)	42,670	145,077	1,324	100%
200	Guizhou	Dejiang Country Garden*	Tongren(Dejiang)	107,113	172,453	96	90%
201	Guangdong	(To Be Confirmed)*	Huizhou(Zhongkai)	54,047	174,572	32	80%
202	Guangdong	(To Be Confirmed)*	Huizhou(Zhongkai)	52,237	168,726	31	80%
203	Guangdong	(To Be Confirmed)*	Huizhou(Zhongkai)	96,991	318,130	127	80%
204	Guangdong	(To Be Confirmed)*	Huizhou(Zhongkai)	48,997	157,280	429	80%
205	Guangdong	(To Be Confirmed)*	Huizhou(Zhongkai)	57,831	284,235	19	100%
206	Hainan	Country Garden - Haiquan Bay*	Haikou(Meilan)	18,327	16,861	65	43%
207	Jiangsu	Country Garden - Cloud Valley*	Nantong(Chongchuan)	69,267	214,727	450	85%
208	Guangdong	Dinghu Country Garden Lanting*	Zhaoqing(Dinghu)	52,367	157,100	118	46%
209	Henan	Country Garden Nanyang Mansion*	Nanyang(Wancheng)	23,780	52,316	83	51%
210	Guangdong	(To Be Confirmed)*	Huizhou(Huiyang)	119,473	308,241	1,109	60%

Code	Province	Project	City(District)	SiteArea	Expected GFA	LandCost	CGEquity
				(sqm)	(sqm)	(RMB Million)	Ratio**
211	Anhui	Country Garden Jinpeng - Yongyang Mansion*	Chuzhou(Laian)	49,560	79,295	97	60%
212	Anhui	Country Garden Jinpeng - Yongyang Mansion*	Chuzhou(Laian)	39,812	63,699	78	60%
213	Tianjin	(To Be Confirmed)*	Tianjin(Wuqing)	116,620	174,930	1,050	80%
214	Fujian	Country Garden - Tianyu*	Longyan(Xinluo)	9,061	28,633	90	28%
215	Guangdong	(To Be Confirmed)*	Huizhou(Huicheng)	24,319	72,958	390	100%
216	Hebei	Country Garden - Tianyue Bay*	Tangshan(Fengnan)	67,600	135,200	269	56%
217	Jiangsu	Pizhou Country Garden*	Xuzhou(Pizhou)	51,807	129,517	237	51%
218	Jiangsu	Pizhou Country Garden*	Xuzhou(Pizhou)	47,727	119,317	222	51%
219	Jiangsu	Pizhou Country Garden*	Xuzhou(Pizhou)	68,793	171,983	305	51%
220	Jiangsu	Pizhou Country Garden*	Xuzhou(Pizhou)	56,613	141,533	419	51%
221	Tianjin	(To Be Confirmed)*	Tianjin(Baodi)	291,307	436,960	675	60%
222	Jiangsu	(To Be Confirmed)*	Suzhou(Zhangjiagang)	59,067	129,947	1,177	34%
223	Anhui	Country Garden - Jiashan Mansion*	Chuzhou(Mingguang)	88,355	176,709	231	100%
224	Fujian	Country Garden - Songxi Mansion*	Nanping(Songxi)	57,954	73,140	57	43%
225	Ningxia	Country Garden - Longyue*	Yinchuan(Dingxi)	37,060	59,296	116	87%
226	Jiangxi	Country Garden-Xinzhou Mansion*	Shangrao(Xinzhou)	59,831	155,560	579	85%
227	Jiangsu	Xinqiao Country Garden	Wuxi(Jiangyin)	203,607	325,771	467	100%
228	Hunan	(To Be Confirmed)*	Changsha(Yuelu)	42,113	147,397	1,200	50%
229	Anhui	Qingyang Country Garden*	Chizhou(Qingyang)	45,259	81,466	165	100%
230	Anhui	Qingyang Country Garden*	Chizhou(Qingyang)	48,508	87,314	162	100%
231	Henan	Country Garden Ocean World*	Zhengzhou(Zhongmou)	368,981	712,134	1,550	51%
232	Chongqing	(To Be Confirmed)*	Zhongqing(Banan)	179,606	420,278	2,110	34%
233	Chongqing	(To Be Confirmed)*	Zhongqing(Banan)	77,280	71,097	425	100%
234	Chongqing	(To Be Confirmed)*	Zhongqing(Beibei)	1,146,001	1,111,621	1,900	100%
235	Hebei	(To Be Confirmed)*	Langfang(Dachang)	82,192	205,479	586	50%
236	Zhejiang	(To Be Confirmed)*	Hangzhou(Chunan)	37,713	56,570	320	100%
237	Zhejiang	(To Be Confirmed)*	Hangzhou(Chunan)	50,261	75,392	453	100%
238	Shandong	(To Be Confirmed)*	Jinan(Zhangqiu)	212,203	424,406	2,255	100%
239	Hainan	Country Garden Golden Beach	Lingao(Lingao)	76,682	138,027	118	47%
240	Guangdong	Country Garden - Phoenix Island*	Zhaoqing(Sihui)	99,709	188,449	273	51%
241	Guangdong	Country Garden - Central Park*	Zhaoqing(Sihui)	66,867	234,033	400	100%
242	Zhejiang	Country Garden - Chengnan Impression*	Quzhou(Kecheng)	72,404	137,567	403	100%
243	Zhejiang	Country Garden - Shidai Yuecheng*	Quzhou(Kecheng)	46,473	84,116	277	100%
244	Guangdong	Country Garden - Shengshi Mingmen*	Shantou(Chaoyang)	41,109	205,543	321	60%
245	Guangdong	Country Garden - Central Park*	Zhaoqing(Sihui)	63,047	220,663	432	100%

Code	Province	Project	City(District)	SiteArea	Expected GFA	LandCost	CGEquity
				(sqm)	(sqm)	(RMB Million)	Ratio**
246	Jiangsu	(To Be Confirmed)*	Suzhou(Kunshan)	182,260	614,215	1,600	85%
247	Jiangsu	(To Be Confirmed)*	Xuzhou(Peixian)	68,593	161,194	165	51%
248	Jiangsu	(To Be Confirmed)*	Xuzhou(Peixian)	68,373	129,909	165	51%
249	Anhui	(To Be Confirmed)*	Wuhu(Wuwei)	89,633	179,265	444	34%
250	Chongqing	(To Be Confirmed)*	Zhongqing(Fuling)	22,133	48,693	146	100%
251	Chongqing	(To Be Confirmed)*	Zhongqing(Fuling)	14,913	31,318	94	100%
252	Guangdong	(To Be Confirmed)*	Foshan(Sanshui)	15,973	51,115	303	100%
253	Guangdong	Country Garden - Jiaoling Mansion*	Meizhou(Jiaoling)	66,487	166,217	86	90%
254	Hunan	Cili Country Garden*	Zhangjiajie(Cili)	62,092	124,185	54	100%
255	Guangxi	(To Be Confirmed)*	Nanning(Xingning)	15,167	53,086	185	85%
256	Guangxi	(To Be Confirmed)*	Nanning(Jiangnan)	51,068	178,737	620	85%
257	Guangxi	(To Be Confirmed)*	Nanning(Xingning)	47,271	85,088	298	85%
258	Chongqing	Chayuan Country Garden*	Zhongqing(Nanan)	100,409	212,866	965	34%
259	Jiangsu	Rudong Country Garden	Nantong(Rudong)	39,618	73,293	119	100%
260	Zhejiang	Country Garden - Qinghu Impression*	Quzhou(Jiangshan)	48,797	112,233	451	75%
261	Guangdong	Country Garden - Diamond Star*	Jiangmen(Taishan)	62,438	187,313	109	40%
262	Hebei	Country Garden - Phoenix Mansion*	Tangshan(Fengrun)	66,755	133,510	301	51%
263	Hebei	(To Be Confirmed)*	Chengde(Shuangluan)	107,539	276,376	258	51%
264	Hunan	Country Garden - Cullinan Bay*	Hengyang(Leiyang)	74,719	186,798	90	65%
265	Guangdong	Country Garden - Smart Home*	Foshan(Shunde)	7,030	26,712	145	100%
266	Anhui	Country Garden - Spring Graceland*	Chuzhou(Nanqiao)	155,438	310,877	692	100%
267	Anhui	(To Be Confirmed)*	Wuhu(Yijiang)	144,935	318,858	1,523	100%
268	Guangdong	Country Garden - Longyue*	Shantou(Chaoyang)	49,720	223,740	242	70%
269	Henan	(To Be Confirmed)*	Zhengzhou(Xinzheng)	16,383	32,766	79	100%
270	Henan	(To Be Confirmed)*	Zhengzhou(Xinzheng)	35,469	70,939	113	100%
271	Henan	(To Be Confirmed)*	Zhengzhou(Xinzheng)	47,008	94,015	170	100%
272	Hebei	(To Be Confirmed)*	Baoding(Beishiqu)	46,647	186,587	1,115	100%
273	Anhui	(To Be Confirmed)*	Hefei(Lujiang)	88,978	133,466	352	30%
274	Jiangsu	Zhangjiagang North Jade Mansion*	Suzhou(Zhangjiagang)	58,861	129,495	649	32%
275	Jiangsu	Country Garden - Xiyuan One*	Suzhou(Kunshan)	131,332	59,100	520	68%
276	Zhejiang	Country Garden - Jinxiang Mansion*	Huzhou(Nanxun)	109,220	196,596	844	100%
277	Zhejiang	Country Garden - Jinxiang Mansion*	Huzhou(Nanxun)	43,860	78,948	371	100%
278	Zhejiang	Country Garden - The Cullinan*	Huzhou(Nanxun)	68,056	136,112	612	100%
279	Zhejiang	Country Garden - Jade Bay*	Huzhou(Jingkaiqu)	77,913	140,244	448	100%
280	Guangxi	(To Be Confirmed)*	Liuzhou(Yufeng)	32,142	73,928	341	85%

Code	Province	Project	City(District)	SiteArea	Expected GFA	LandCost	CGEquity
				(sqm)	(sqm)	(RMB Million)	Ratio**
281	Guangxi	(To Be Confirmed)*	Liuzhou(Chengzhongqu)	102,664	216,621	1,600	85%
282	Jiangxi	(To Be Confirmed)*	Ganzhou(Nankang)	158,977	381,546	1,430	50%
283	Guangdong	Shixing Country Garden*	Shaoguan(Shixing)	65,360	117,648	70	70%
284	Guangdong	(To Be Confirmed)*	Zhongshan(Nanqu)	78,000	195,000	555	80%
285	Guangdong	(To Be Confirmed)*	Zhuhai(Gaolangang)	47,527	118,817	689	49%
286	Guangdong	(To Be Confirmed)*	Zhongshan(Huoju)	119,403	262,688	552	35%
287	Guangdong	(To Be Confirmed)*	Zhongshan(Huoju)	35,011	70,023	99	35%
288	Hunan	(To Be Confirmed)*	Changsha(Wangcheng)	42,187	84,795	410	100%
289	Anhui	(To Be Confirmed)*	Wuhu(Wuwei)	67,487	101,230	280	43%
290	Anhui	(To Be Confirmed)*	Wuhu(Wuwei)	58,413	87,620	258	43%
291	Henan	(To Be Confirmed)*	Zhengzhou(Jinshui)	58,825	88,237	2,085	100%
292	Jiangsu	(To Be Confirmed)*	Taizhou(Hailing)	77,607	170,735	944	100%
293	Jiangsu	Huai'an Country Garden*	Huai'an(Qinghe)	38,293	95,733	95	63%
294	Hunan	(To Be Confirmed)*	Changsha(Wangcheng)	105,421	229,817	896	50%
295	Hainan	(To Be Confirmed)*	Sanya(Tianya)	153,623	437,826	5,200	85%
296	Henan	(To Be Confirmed)*	Zhengzhou(Zhongmou)	46,523	116,307	540	100%
297	Henan	(To Be Confirmed)*	Zhengzhou(Zhengdongxin)	104,818	258,900	2,040	100%
298	Henan	(To Be Confirmed)*	Zhengzhou(Jingkai)	35,689	124,911	645	100%
299	Zhejiang	Manhattan One*	Taizhou(Jiaojiang)	8,371	11,719	83	90%
300	Anhui	Yingshang Country Garden*	Fuyang(Yingshang)	70,215	210,645	470	85%
301	Anhui	Lixing Country Garden*	Bozhou(Lixin)	81,466	162,931	222	34%
302	Fujian	Country Garden - Imperial Manor*	Longyan(Xinluo)	17,460	38,412	145	88%
303	Yunnan	Country Garden - Royal Seal*	Kunming(Xishan)	28,554	114,217	351	75%
304	Jiangsu	(To Be Confirmed)*	Yancheng(Tinghu)	37,359	74,718	288	85%
305	Hebei	Shijiazhuang Country Garden Huguangshanse*	Shijiazhuang(Yuanshi)	907,334	544,400	680	43%
306	Shanghai	(To Be Confirmed)*	Shanghai(Jiading)	29,560	73,900	527	60%
307	Guangdong	Huiyang Country Garden Huguangshanse	Huizhou(Huiyang)	21,999	43,998	199	90%
308	Jiangxi	Country Garden Linchuan Mansion*	Fuzhou(Linchuan)	91,360	200,991	927	85%
309	Shaanxi	(To Be Confirmed)*	Xian(Yanta)	75,450	264,075	1,190	100%
310	Anhui	Country Garden Longyue*	Liuan(Jingkai)	56,488	173,984	299	51%
311	Guizhou	Country Garden - Star Delicacy*	Guiyang(Nanming)	53,306	186,573	703	46%
312	Fujian	Zhangpu Royal River Mansion*	Zhangzhou(Zhangpu)	62,502	187,505	652	94%
313	Hubei	Huangshi Country Garden City of Lights*	Huangshi(Xialu)	57,726	144,314	210	88%
314	Jiangxi	Yongxin Country Garden*	Jian(Yongxin)	83,750	150,749	175	85%
315	Jiangsu	Sheyang Country Garden Cambridgeshire*	Yancheng(Sheyang)	76,800	230,400	302	60%

Code	Province	Project	City(District)	SiteArea	Expected GFA	LandCost	CGEquity
				(sqm)	(sqm)	(RMB Million)	Ratio**
316	Jiangsu	Sheyang Country Garden Jade Bay*	Yancheng(Sheyang)	60,400	144,960	219	43%
317	Anhui	Mengcheng Country Garden*	Bozhou(Mengcheng)	63,660	127,320	270	34%
318	Anhui	Mengcheng Country Garden*	Bozhou(Mengcheng)	56,457	112,915	226	34%
319	Guangdong	Dinghu Country Garden - Yueting*	Zhaoqing(Dinghu)	9,620	28,860	51	90%
320	Jiangsu	(To Be Confirmed)*	Yancheng(Tinghu)	92,867	167,160	701	85%
321	Zhejiang	Country Garden Huyue tianjing*	Wenzhou(Longwan)	74,830	149,660	677	47%
322	Anhui	Anqing Country Garden Light of the Age*	Anqing(Yingjiang)	71,129	156,484	580	85%
323	Hunan	Liling Country Garden*	Zhuzhou(Liling)	39,900	87,780	47	55%
324	Henan	Sanmenxia Country Garden-City of Lights*	Sanmenxia (Hubin)	55,317	165,950	131	90%
325	Anhui	Country Garden Zhenbaodao - Impression of the Era*	Bozhou(Qiaocheng)	68,193	150,025	328	50%
326	Anhui	Country Garden - Golden Times*	Chuzhou(Chengnan)	61,482	122,963	324	30%
327	Jiangsu	Suqian Country Garden	Suqian(Sucheng)	91,827	137,740	370	100%
328	Zhejiang	Country Garden - Blossom Valley	Huzhou(Deqing)	34,620	55,392	107	100%
329	Zhejiang	Country Garden - Central Park	Jiaxing(Haiyan)	69,533	139,067	779	100%
330	Zhejiang	Haiyan Country Garden Phase IV	Jiaxing(Haiyan)	13,127	22,315	56	100%
331	Guangdong	Luhe Country Garden*	Shanwei(Lufeng)	104,044	228,896	168	65%
332	Hunan	Zhuzhou Jiuxitai Country Garden*	Zhuzhou(Tianyuan)	51,234	137,821	301	100%
333	Jiangsu	Guannan Country Garden*	Lianyungang(Guannan)	39,991	99,977	79	100%
334	Jiangsu	Guannan Country Garden*	Lianyungang(Guannan)	43,651	109,127	86	100%
335	Fujian	Shaowu Country Garden Waitan*	Nanping(Shaowu)	68,805	172,012	207	64%
336	Fujian	Shaowu Country Garden Waitan*	Nanping(Shaowu)	69,349	173,372	229	64%
337	Shandong	Anqiu Country Garden*	Weifang(Anqiu)	59,406	148,514	107	100%
338	Jiangsu	Jiangyan Country Garden Phoenix Manor*	Taizhou(Jiangyan)	106,000	227,900	361	43%
339	Hunan	Yiyang Country Garden	Yiyang(Heshan)	92,386	230,964	179	100%
340	Jiangsu	Yancheng Country Garden Phoenix Town*	Yancheng(Yandong)	80,841	161,681	744	85%
341	Jiangsu	Yancheng Country Garden Phoenix Town*	Yancheng(Yandong)	151,057	302,115	1,548	85%
342	Jiangsu	(To Be Confirmed)*	Yancheng(Yandong)	57,955	104,319	835	85%
343	Jiangsu	(To Be Confirmed)*	Suzhou(Taicang)	21,638	38,949	119	15%
344	Jiangsu	(To Be Confirmed)*	Suzhou(Taicang)	34,801	69,601	300	17%
345	Jiangsu	(To Be Confirmed)*	Suzhou(Taicang)	69,206	138,412	590	14%
346	Jiangsu	Xuzhou Country Garden Huyuetianjing*	Xuzhou(Tongshan)	86,571	103,885	290	33%
347	Zhejiang	Country Garden Jiuzhangtai*	Taizhou(Jiaojiang)	63,567	139,847	1,080	50%
348	Zhejiang	Country Garden Haimen Manor*	Taizhou(Jiaojiang)	13,107	28,835	118	95%
349	Henan	Xuchang Country Garden Jian'an Mansion*	Xuchang(Weidong)	34,554	103,662	413	100%
350	Henan	Xuchang Country Garden Jian'an Mansion*	Xuchang(Weidong)	27,860	83,580	349	100%

Code	Province	Project	City(District)	SiteArea	Expected GFA	LandCost	CGEquity
				(sqm)	(sqm)	(RMB Million)	Ratio**
351	Zhejiang	Country Garden - Hanlin Mansion	Huzhou(Anji)	106,021	212,042	754	100%
352	Henan	Xuchang Country Garden Furongtai*	Xuchang(Weidong)	73,839	221,516	898	100%
353	Guangdong	Tantou Country Garden*	Guangzhou(Nansha)	46,722	134,092	1,095	90%
354	Hubei	Tianmen Country Garden Tianyue Mansion*	Tianmen(Tianmen)	64,441	161,103	65	100%
355	Henan	Shangqiu Country Garden Guide Mansion*	Shangqiu(Suiyang)	48,758	130,183	368	43%
356	Shaanxi	(To Be Confirmed)*	Xian(Chanba)	76,899	153,798	979	100%
357	Shaanxi	(To Be Confirmed)*	Xian(Chanba)	107,503	215,005	1,410	100%
358	Hubei	Qianjiang Country Garden Longyue*	Qianjiang(Qianjiang)	96,057	240,142	137	95%
359	Fujian	(To Be Confirmed)*	Fuzhou(Jinan)	77,112	115,668	889	100%
360	Shanxi	Jinzhong Country Garden	Jinzhong(Yuci)	76,479	317,390	439	51%
361	Shanxi	Jinzhong Country Garden Phoenix Mansion*	Jinzhong(Yuci)	73,045	168,004	354	51%
362	Chongqing	(To Be Confirmed)*	Zhongqing(Liangjiang)	163,483	183,101	738	51%
363	Guizhou	Guizhou Country Garden Xingyi One*	Qianxinanzhou(Xingyi)	61,673	185,020	127	100%
364	Guangdong	(To Be Confirmed)*	Jiangmen(Enping)	69,822	174,554	188	100%
365	Guangdong	(To Be Confirmed)*	Jiangmen(Enping)	68,790	171,974	171	100%
366	Guangdong	(To Be Confirmed)*	Jiangmen(Enping)	49,071	122,677	120	100%
367	Shandong	(To Be Confirmed)*	Qingdao(Huangdao)	33,179	120,108	1,030	90%
368	Guangdong	(To Be Confirmed)*	Guangzhou(Zengcheng)	19,453	159,517	1,330	100%
369	Hubei	Xiangyang Country Garden	Xiangyang(Xiangzhou)	65,638	76,796	84	44%
370	Jiangxi	Yugan Country Garden*	Shangrao(Yugan)	69,636	167,127	145	39%
371	Jiangsu	Country Garden - Tianyiyue Mansion*	Zhenjiang(Danyang)	69,062	148,483	369	100%
372	Hunan	Country Garden - Qiaochu Garden*	Changsha(Changsha)	60,211	180,634	720	100%
373	Hunan	Country Garden - Qiaochu Garden*	Changsha(Changsha)	54,649	163,946	693	100%
374	Guizhou	Country Garden No.1 Bijie*	Bijie(Qixingguan)	56,186	140,465	151	43%
375	Zhejiang	(To Be Confirmed)*	Shaoxing(Zhuji)	73,262	135,535	202	93%
376	Jiangsu	(To Be Confirmed)*	Xuzhou(Tongshan)	166,470	199,764	830	25%
377	Shaanxi	(To Be Confirmed)*	Xi'an(Weiyang)	61,449	172,058	446	50%
378	Hebei	Country Garden - Jing Mansion*	Baoding(Jingxiu)	35,197	175,985	257	49%
379	Shandong	Country Garden - Jade City*	Zibo(Gaoqing)	53,460	96,228	164	100%
380	Anhui	Country Garden - Riverside Xijin*	Xuancheng(Ningguo)	51,849	82,958	131	100%
381	Anhui	Country Garden - Riverside Xijin*	Xuancheng(Ningguo)	62,279	99,647	157	100%
382	Shandong	Country Garden - Jade Mansion*	Weifang(Shouguang)	54,875	98,775	181	100%
383	Guangdong	Country Garden - Golden Age Riverside*	Jiangmen(Pengjiang)	53,414	146,889	1,013	100%
384	Zhejiang	Country Garden - New City Weiye Mansion*	Huzhou(Wuxing)	55,673	89,077	220	100%
385	Zhejiang	Country Garden - Nanxun Impression*	Huzhou(Nanxun)	70,747	127,344	393	100%

Code	Province	Project	City(District)	SiteArea	Expected GFA	LandCost	CGEquity
				(sqm)	(sqm)	(RMB Million)	Ratio**
386	Hubei	Country Garden - Jiayue City*	Xiangyang(Gaoxin)	64,524	161,311	404	93%
387	Fujian	Country Garden - The Cullinan*	Sanming(Datian)	16,508	41,270	110	88%
388	Beijing	(To Be Confirmed)*	Beijing(Huairou)	20,343	61,028	620	100%
389	Hubei	Country Garden - New City Mansion*	Xiaogan(Xiaonan)	76,299	228,897	680	44%
390	Guangdong	Country Garden - Da Ming Mansion*	Maoming(Maonan)	84,880	254,639	919	100%
391	Hubei	Country Garden - Xing Hui*	Xiangyang(Gaoxin)	43,030	150,604	498	32%
392	Guangdong	Country Garden - Long Jing*	Foshan(Shunde)	5,693	15,941	50	60%
393	Zhejiang	Country Garden - Bay No.1*	Jiaxing(Haiyan)	69,153	138,307	511	100%
394	Jiangsu	(To Be Confirmed)*	Xuzhou(Tongshan)	68,995	82,794	477	34%
395	Jiangsu	(To Be Confirmed)*	Suzhou(Changshu)	19,510	27,314	150	29%
396	Jiangsu	(To Be Confirmed)*	Suzhou(Changshu)	21,817	32,725	207	29%
397	Zhejiang	(To Be Confirmed)*	Hangzhou(Xiaoshan)	14,433	43,300	442	94%
398	Guangdong	Country Garden - Phoenix City*	Meizhou(Wuhua)	329,767	989,300	1,257	70%
399	Jiangsu	(To Be Confirmed)*	Nantong(Tongzhou)	83,917	134,268	952	28%
400	Beijing	(To Be Confirmed)*	Beijing(Haidian)	82,334	139,144	5,808	33%
401	Hunan	(To Be Confirmed)*	Changsha(Liuyang)	20,402	71,406	95	100%
402	Hunan	(To Be Confirmed)*	Changsha(Liuyang)	42,001	147,004	204	100%
403	Hunan	(To Be Confirmed)*	Changsha(Liuyang)	42,344	148,204	194	100%
404	Zhejiang	Country Garden Times - Zhicheng Family*	Huzhou(Changxing)	69,573	139,147	311	100%
405	Zhejiang	(To Be Confirmed)*	Huzhou(Changxing)	31,387	75,328	142	100%
406	Sichuan	Country Garden - Haide Garden*	Chengdu(Shuangliu)	99,118	396,470	595	70%
407	Guangxi	Yulin Country Garden	Yulin(Yuzhou)	66,357	232,248	309	85%
408	Hebei	Heng He Country Garden*	Langfang(Bazhou)	37,774	90,279	116	30%
409	Guangdong	Suixi Country Garden	Zhanjiang(Suixi)	34,800	102,659	164	100%
410	Jiangsu	Country Garden - College Impression	Zhenjiang(Jurong)	29,616	107,209	565	90%
411	Jiangsu	Country Garden - College Impression	Zhenjiang(Jurong)	28,535	100,443	493	90%
412	Jiangsu	(To Be Confirmed)*	Suzhou(Changshu)	28,054	33,665	480	21%
413	Jiangsu	(To Be Confirmed)*	Suzhou(Changshu)	42,691	85,382	521	85%
414	Shanxi	Country Garden - City Garden*	Taiyuan(Xinghualing)	121,161	363,482	590	80%
415	Zhejiang	(To Be Confirmed)*	Jiaxing(Tongxiang)	15,647	32,858	198	100%
416	Zhejiang	(To Be Confirmed)*	Jiaxing(Tongxiang)	37,380	48,594	425	100%
417	Guangxi	Shanglin Country Garden*	Nanning(Shanglin)	76,432	152,865	80	85%
418	Zhejiang	(To Be Confirmed)*	Hangzhou(Linan)	59,600	154,960	1,135	93%
419	Hunan	(To Be Confirmed)*	Yongzhou(Lingling)	76,171	266,599	190	100%
420	Hubei	(To Be Confirmed)*	Jingzhou(Shisha)	56,413	169,239	387	100%

Code	Province	Project	City(District)	SiteArea	Expected GFA	LandCost	CGEquity
				(sqm)	(sqm)	(RMBMillion)	Ratio**
421	Shandong	Country Garden - Jade Mansion*	Zibo(Zhangdian)	46,951	93,902	511	100%
422	Anhui	Country Garden - Jiashan Mansion*	Chuzhou(Mingguang)	43,993	87,987	193	85%
423	Jiangsu	(To Be Confirmed)*	Nantong(Tongzhou)	98,020	196,039	1,280	43%
424	Anhui	Jieshou Country Garden*	Fuyang(Jieshou)	147,305	265,149	380	40%
425	Anhui	(To Be Confirmed)*	Xuancheng(Guangde)	67,327	117,822	245	100%
426	Jiangxi	(To Be Confirmed)*	Jiujiang(Lianxi)	55,933	139,832	439	100%
427	Hunan	(To Be Confirmed)*	Changsha(Liuyang)	42,560	110,656	125	100%
428	Henan	Country Garden - Yingtian Mansion*	Shangqiu(Suiyang)	41,466	103,664	324	85%
429	Jiangsu	(To Be Confirmed)*	Yancheng(Jianhu)	71,490	142,980	193	43%
430	Jiangsu	(To Be Confirmed)*	Yancheng(Jianhu)	69,850	139,700	189	43%
431	Zhejiang	(To Be Confirmed)*	Ningbo(Yuyao)	59,369	71,242	191	100%
432	Zhejiang	(To Be Confirmed)*	Wenzhou(Yongjia)	37,789	83,135	392	94%
433	Guangxi	Country Garden - Chengyang Mansion*	Guigang(Gangnan)	36,253	108,760	109	65%
434	Henan	Country Garden - Tianlan*	Zhengzhou(Huiji)	106,119	247,258	1,485	30%
435	Guangdong	Country Garden - Longxi Hill*	Zhaoqing(Gaoyao)	34,220	82,128	220	51%
436	Shaanxi	(To Be Confirmed)*	Xian(Changan)	118,397	295,992	1,852	100%
437	Guangxi	(To Be Confirmed)*	Beihai(Yinhai)	28,513	71,283	226	85%
438	Chongqing	(To Be Confirmed)*	Chongqing(Banan)	113,364	340,093	1,540	33%
439	Chongqing	(To Be Confirmed)*	Chongqing(Banan)	134,792	322,154	1,630	100%
440	Chongqing	(To Be Confirmed)*	Chongqing(Yubei)	95,788	191,577	2,060	33%
441	Zhejiang	Country Garden - Jiangbin No.1*	Lishui(Songyang)	55,827	105,514	324	40%
442	Zhejiang	Dexin Country Garden - Jiuhaoyuan*	Wenzhou(Ouhai)	30,081	78,210	747	33%
443	Jiangsu	Shuyangxianzhongliang - Guobin Mansion*	Suqian(Shuyang)	74,020	148,039	341	43%
444	Jiangsu	(To Be Confirmed)*	Nantong(Jingkai)	48,793	52,209	766	42%
445	Hainan	Country Garden - Coral Palace	Lingshui(Lingshui)	23,484	35,226	111	49%
446	Guangxi	Rongxian Country Garden	Yulin(Rongxian)	67,879	101,819	54	85%
447	Jiangsu	Zhangjiagang Country Garden - Jade Mansion*	Suzhou(Zhangjiagang)	219,990	505,976	954	32%
448	Guangdong	Country Garden Longting*	Zhaoqing(Guangning)	12,459	43,605	20	100%
449	Anhui	Country Garden - Jade Bay*	Fuyang(Jingkai)	108,882	250,427	730	100%
450	Guangxi	Guilin Country Garden*	Guilin(Lingui)	190,998	381,996	459	85%
451	Chongqing	Zhongzhou - Country Garden*	Chongqing(Zhongxian)	105,393	355,174	325	60%
452	Guizhou	Country Garden - Jiulongwan*	Qiannanzhou(Duyun)	67,598	81,117	51	51%
453	Jiangsu	(To Be Confirmed)*	Wuxi(Xishan)	136,999	191,799	882	51%
454	Shanghai	(To Be Confirmed)*	Shanghai(Fengxian)	64,537	96,806	1,069	33%
455	Hunan	Country Garden - Tanzhoufu*	Xiangtan(Yuetang)	36,367	127,647	256	100%

Code	Province	Project	City(District)	SiteArea	Expected GFA	LandCost	CGEquity
				(sqm)	(sqm)	(RMB Million)	Ratio**
456	Henan	Jiaozuo Country Garden*	Jiaozuo(Shanyang)	123,220	332,694	851	93%
457	Hebei	(To Be Confirmed)*	Tangshan(Lubei)	53,288	106,044	594	100%
458	Zhejiang	(To Be Confirmed)*	Huzhou(Changxing)	16,013	32,027	71	100%
459	Anhui	Country Garden - Diamond Bay*	Wuhu(Wuwei)	55,729	89,166	155	34%
460	Hunan	Linli Country Garden*	Changde(Linli)	56,505	135,613	62	100%
461	Jiangsu	(To Be Confirmed)*	Zhenjiang(Danyang)	88,498	221,245	547	17%
462	Hubei	Country Garden Phoenix Bay*	Wuhan(Hannan)	66,225	145,694	292	100%
463	Hubei	(To Be Confirmed)*	Wuhan(Jingkai)	22,873	34,309	202	100%
464	Hubei	Country Garden Phoenix Bay*	Wuhan(Hannan)	29,070	63,954	128	80%
465	Henan	Country Garden - Nanyang First Mansion	Nanyang(Wolong)	18,288	94,550	80	51%
466	Shandong	(To Be Confirmed)*	Heze(Jingkai)	93,267	302,186	489	45%
467	Shandong	(To Be Confirmed)*	Heze(Jingkai)	110,061	330,182	525	31%
468	Chongqing	Fengdu Country Garden*	Chongqing(Fengdu)	147,718	295,437	353	51%
469	Henan	Zhengzhou Country Garden	Zhengzhou(Yingyang)	25,872	39,812	26	51%
470	Jiangsu	Country Garden - Yuetianxia*	Zhenjinag(Jurong)	56,788	85,182	660	85%
471	Jiangsu	Country Garden - Yuetianxia*	Zhenjinag(Jurong)	63,581	127,161	885	85%
472	Jiangsu	Country Garden - Yuetianxia*	Zhenjinag(Jurong)	47,644	80,994	553	85%
473	Henan	Pingyu Country Garden*	Zhumadian(Pingyu)	79,826	195,573	70	100%
474	Shanghai	(To Be Confirmed)*	Shanghai(Yangpu)	16,113	40,283	1,023	30%
475	Guangdong	Yangxi Country Garden*	Yangjiang(Yangxi)	70,000	175,000	260	100%
476	Jiangsu	Country Garden - Yanshanhui*	Shangzhou(Liyang)	99,833	159,733	863	100%
477	Jiangsu	Country Garden - Yanshanhui*	Shangzhou(Liyang)	80,353	144,636	796	100%
478	Hebei	Country Garden Phoenix City*	Tangshan(Fengrun)	71,157	156,546	149	98%
479	Hunan	(To Be Confirmed)*	Hengyang(Zhengxiang)	55,446	155,250	301	50%
480	Hubei	Country Garden - Lida City*	Jingzhou(Shishou)	58,954	147,384	158	45%
481	Henan	Xinmi Country Garden*	Zhengzhou(Xinmi)	47,113	84,803	256	100%
482	Guangxi	Bobai Country Garden*	Yulin(Bobai)	110,018	330,053	231	85%
483	Chongqing	(To Be Confirmed)*	Chongqing(Banan)	49,092	117,821	520	90%
484	Guangdong	(To Be Confirmed)*	Qingyuan(Qingcheng)	23,333	58,333	183	100%
485	Guangdong	(To Be Confirmed)*	Qingyuan(Qingcheng)	24,787	61,968	214	100%
486	Hebei	Jinshanling - Great Wall Valley	Chengde(Luanping)	68,400	70,452	158	45%
487	Ningxia	Country Garden - Shanhai Bay*	Yinchuan(Jinfeng)	63,340	82,342	222	87%
488	Zhejiang	(To Be Confirmed)*	Huzhou(Wuxing)	46,467	83,640	263	100%
489	Hunan	Country Garden - Xuefu No.1*	Huaihua(Hecheng)	87,310	305,586	305	100%
490	Zhejiang	(To Be Confirmed)*	Chaoxing(Yuecheng)	74,664	147,087	750	100%

Code	Province	Project	City(District)	SiteArea	Expected GFA	LandCost	CGEquity
				(sqm)	(sqm)	(RMB Million)	Ratio**
491	Jiangxi	(To Be Confirmed)*	Jingdezhen(Zhushan)	135,193	310,945	991	90%
492	Jiangsu	(To Be Confirmed)*	Suzhou(Changshu)	40,612	85,285	454	43%
493	Jiangsu	Country Garden - Guanlanmingdi*	Suzhou(Changshu)	22,648	33,972	197	26%
494	Anhui	Country Garden - City of Lights*	Bozhou(Qiaocheng)	126,964	253,927	780	100%
495	Jiangsu	(To Be Confirmed)*	Suzhou(Kunshan)	66,653	75,318	678	51%
496	Jiangsu	(To Be Confirmed)*	Huai'an(Lianshui)	40,877	73,578	55	85%
497	Hubei	Country Garden - Yixihu*	Wuhan(Caidian)	51,944	31,166	31	60%
498	Hubei	Country Garden - Central Park*	Jingzhou(Shashi)	44,546	133,637	380	62%
499	Guangdong	(To Be Confirmed)*	Yunfu(Yunan)	68,717	171,792	153	100%
500	Guangdong	Country Garden - The Cullinan*	Jieyang(Rongcheng)	27,353	95,737	375	100%
501	Fujian	(To Be Confirmed)*	Sanming(Shaxian)	41,936	92,259	158	49%
502	Hunan	Liling Country Garden*	Zhuzhou(Liling)	19,536	42,979	23	55%
503	Fujian	(To Be Confirmed)*	Longyan(Yongding)	17,886	50,081	80	30%
504	Guangdong	Zijin Country Garden*	Heyuan(Zijing)	139,507	376,668	279	69%
505	Guizhou	Country Garden - Aolin Hushan*	Tongren(Bijiang)	157,787	189,344	107	85%
506	Shanghai	(To Be Confirmed)*	Shanghai(Qingpu)	33,807	84,517	964	15%
507	Jiangsu	(To Be Confirmed)*	Wuxi(Huishan)	61,460	20,896	110	90%
508	Jilin	(To Be Confirmed)*	Changchun(Nanguan)	56,160	69,638	90	51%
509	Jiangsu	(To Be Confirmed)*	Suqian(Sucheng)	30,103	66,226	90	50%
510	Hebei	Country Garden - Phoenix Eco City*	Cangzhou(Huanghua)	307,153	328,654	92	60%
511	Gansu	Country Garden Zhonghe - Lingyu*	Dingxi (Anding)	82,340	123,510	126	43%
512	Jiangsu	(To Be Confirmed)*	Nantong(Qidong)	127,760	281,072	1,500	28%
513	Fujian	Country Garden - Huiyuetai*	Quanzhou(Fengze)	38399.85	102,912	500	94%
514	Hebei	Country Garden - Forest Ocean*	Zhangjiakou(Wanquan)	99,546	194,115	68	51%
515	Guangdong	Country Garden - Phoenix City*	Meizhou(Wuhua)	59,178	177,533	232	100%
516	Hunan	Pingjiang Country Garden	Yueyang(Pingjiang)	67,119	100,678	71	100%
517	Jiangsu	(To Be Confirmed)*	Suzhou(Changshu)	18,368	27,552	328	43%
518	Anhui	Country Garden S4 Ziwei Tianyue*	Chuzhou(Langya)	113,196	226,392	560	100%
519	Anhui	Country Garden - Europe City	Chuzhou(Nanqiao)	99,534	159,254	369	100%
520	Shandong	Country Garden - Phoenix Center*	Jinan(Lixia)	15,862	95,172	629	100%
521	Anhui	Country Garden - Rushanhucheng	Maanshan(Hexian)	111,100	119,988	93	100%
522	Anhui	Tongling Country Garden*	Anqing(Tongling)	76,569	191,422	404	34%
523	Guizhou	Country Garden - Tianlu 1	Qiannanzhou(Longli)	518,380	378,418	469	85%
524	Guangdong	(To Be Confirmed)*	Dongguan(Machong)	64,573	129,145	1,279	87%
525	Shandong	Country Garden - Central Mansion*	Dongying(Guangrao)	71,456	110,756	249	90%

Code	Province	Project	City(District)	SiteArea	Expected GFA	LandCost	CGEquity
				(sqm)	(sqm)	(RMB Million)	Ratio**
526	Anhui	Country Garden - Tianyu*	Xuancheng(Guangde)	68,432	116,334	333	85%
527	Anhui	Feidong Country Garden*	Hefei(Feidong)	60,000	131,999	657	100%
528	Sichuan	Country Garden - Mianzhou Mansion*	Mianyang(Jiangyou)	72,320	216,960	207	51%
529	Jiangxi	Jiujiang Zhongliang Mansion*	Jiujiang(Balihu)	78,179	195,447	573	40%
530	Zhejiang	Country Garden - Yunhe Yujing*	Jiaxing(Tongxiang)	60,300	132,660	308	100%
531	Shandong	Country Garden - Tianchen*	Dezhou(Linyi)	43,809	131,426	263	100%
532	Shandong	Country Garden - Tianchen*	Dezhou(Linyi)	52,541	157,622	334	100%
533	Hunan	Jishou Country Garden*	Xiangxi(Jishou)	62,848	100,556	37	100%
534	Fujian	(To Be Confirmed)*	Fuzhou(Jin'An)	111,444	334,331	5,040	100%
535	Tianjin	Country Garden Metropolitan*	Tianjin(Wuqing)	51,092	92,987	280	38%
536	Zhejiang	(To Be Confirmed)*	Shaoxing(Shangyu)	145,154	261,277	941	100%
537	Jiangsu	(To Be Confirmed)*	Suzhou(Taicang)	13,071	23,528	153	85%
538	Jiangxi	Country Garden - Qinglan Mansion*	Nanchang(Jinxian)	37,302	85,793	237	100%
539	Shandong	Country Garden - Feili Zhiguang*	Binzhou(Bincheng)	98,397	295,190	974	33%
540	Anhui	Country Garden Tianyu*	Fuyang(Yingshang)	74,712	224,136	427	34%
541	Shandong	Country Garden - Feicui Lanshan*	Zaozhuang(Xuecheng)	134,682	235,694	572	47%
542	Hubei	Country Garden - Tianyue*	Enshi(Enshi)	36,347	90,867	121	45%
543	Hubei	Country Garden - Tianyue*	Enshi(Enshi)	34,582	86,454	105	45%
544	Hubei	Country Garden - Tianyue*	Enshi(Enshi)	59,698	149,244	217	45%
545	Hunan	Anxiang Country Garden*	Changde(Anxiang)	62,357	122,843	65	60%
546	Fujian	Country Garden - Yongding Mansion*	Longyan(Yongding)	15,236	42,661	70	30%
547	Zhejiang	Country Garden - City Central Mansion*	Huzhou(Changxing)	23,487	42,276	158	100%
548	Guangdong	(To Be Confirmed)*	Meizhou(Jiaoling)	79,837	239,510	316	100%
549	Guangdong	(To Be Confirmed)*	Meizhou(Jiaoling)	8,976	26,928	73	100%
550	Jiangsu	(To Be Confirmed)*	Nantong(Chongchuan)	101,658	203,315	1,427	21%
551	Hubei	(To Be Confirmed)*	Yichang(Wujiagang)	184,223	466,084	2,891	43%
552	Hunan	(To Be Confirmed)*	Zhuzhou(Shifeng)	69,615	174,039	259	100%
553	Anhui	Country Garden - Golden Times*	Bangbu(Longzihu)	97,021	243,524	470	85%
554	Anhui	Country Garden - Zhongnan Shuangxi*	Suzhou(Yongqiao)	82,602	206,506	805	51%
555	Jiangsu	(To Be Confirmed)*	Suzhou(Wuzhong)	33,238	39,885	943	17%
556	Shandong	Country Garden - Jade Bay*	Liaocheng(Dongchangfu)	46,828	121,752	362	100%
557	Shandong	Country Garden - Jade Bay*	Liaocheng(Dongchangfu)	28,752	66,129	179	100%
558	Guizhou	Country Garden - Huaxi Impression*	Guiyang(Huaxi)	518,650	1,141,029	4,106	60%
559	Jiangxi	Taihe Country Garden*	Ji'An(Taihe)	48,346	135,368	366	27%
560	Hebei	Country Garden - Tianyue Bay	Tangshan(Fengnan)	55,959	117,514	374	100%

Code	Province	Project	City(District)	SiteArea	Expected GFA	LandCost	CGEquity
				(sqm)	(sqm)	(RMB Million)	Ratio**
561	Guizhou	Country Garden - Tianyu*	Anshun(Anshun)	32,222	64,444	42	95%
562	Guangxi	Country Garden - Jade Bay	Liuzhou(Luzhai)	53,333	133,333	85	85%
563	Anhui	(To Be Confirmed)*	Chuzhou(Tianchang)	67,666	121,798	259	51%
564	Shandong	Country Garden - Jade Bay	Ji'ning(Yanzhou)	41,802	82,350	71	92%
565	Guangdong	Country Garden - Hanlin Mansion*	Shaoguan(Wengyuan)	25,012	62,531	101	60%
566	Hunan	Xiangxiang Country Garden*	Xiangtan(Xiangxiang)	27,826	77,912	83	100%
567	Guangdong	(To Be Confirmed)*	Guangzhou(Panyu)	76,285	271,573	3,318	100%
568	Fujian	(To Be Confirmed)*	Ningde(Jiaocheng)	45,594	106,234	435	100%
569	Shandong	Wendeng Country Garden	Weihai(Wendeng)	63,698	121,026	62	100%
570	Guangdong	(To Be Confirmed)*	Jiangmen(Pengjiang)	54,031	135,077	339	100%
571	Guangdong	(To Be Confirmed)*	Zhuhai(Hengqin)	25,800	51,600	265	40%
572	Hunan	Country Garden Tianhui*	Changsha(Liuyang)	6,657	17,974	32	100%
573	Hunan	Country Garden Tianhui*	Changsha(Liuyang)	6,527	13,054	25	100%
574	Hubei	Lichuan Country Garden	Enshi(Lichuan)	40,013	120,040	52	45%
575	Guangdong	Country Garden - Minshi Shoufu*	Meizhou(Xingning)	137,709	307,092	364	87%
576	Jiangsu	(To Be Confirmed)*	Nantong(Chongchuan)	180,729	321,697	1,050	17%
577	Guangdong	Cisco Scientific City*	Huizhou(Zhongkai)	10,714	26,785	122	100%
578	Sichuan	Country Garden - Shangguan*	Chengdu(Xindu)	66,633	79,959	750	80%
579	Shanghai	(To Be Confirmed)*	Shanghai(Jingan)	2,133	4,672	180	100%
580	Guangdong	(To Be Confirmed)*	Foshan(Nanhai)	7,804	23,412	104	33%
581	Jiangsu	Country Garden - Guanlan Bieyuan*	Xuzhou(Xincheng)	119,153	154,899	1,177	28%
582	Jiangsu	(To Be Confirmed)*	Yangzhou(Hanjiang)	41,720	66,752	218	33%
583	Jiangsu	(To Be Confirmed)*	Yangzhou(Hanjiang)	191,527	273,883	589	12%
584	Guizhou	(To Be Confirmed)*	Guiyang(Guianxin)	233,612	805,961	1,326	100%
585	Guangdong	(To Be Confirmed)*	Jiangmen(Kaiping)	28,681	100,384	468	100%
586	Tianjin	Country Garden - Linggang Mansion*	Tianjin(Binhaixinqu)	74,500	111,750	360	20%
587	Anhui	(To Be Confirmed)*	Maanshan(Yushan)	47,755	76,408	344	85%
588	Zhejiang	(To Be Confirmed)*	Hangzhou(Jiande)	64,514	125,802	562	95%
589	Hunan	Country Garden - Aotihuafu*	Yueyang(Jingkai)	79,723	223,225	573	60%
590	Anhui	(To Be Confirmed)*	Bozhou(Qiaocheng)	201,215	402,430	1,290	26%
591	Jiangsu	(To Be Confirmed)*	Suzhou(Changshu)	59,747	131,443	1,306	43%
592	Jiangsu	(To Be Confirmed)*	Suzhou(Changshu)	69,897	139,793	1,545	91%
593	Guangdong	(To Be Confirmed)*	Zhuhai(Xiangzhou)	81,545	179,399	3,409	50%
594	Hunan	Huarong Country Garden*	Yueyang(Huarong)	63,658	166,147	77	90%
595	Guangdong	Country Garden - Tianluan Hill*	Shanwei(Haifeng)	172,871	432,178	542	84%

Code	Province	Project	City(District)	SiteArea	Expected GFA	LandCost	CGEquity
				(sqm)	(sqm)	(RMB Million)	Ratio**
596	Zhejiang	(To Be Confirmed)*	Jinhua(Wuyi)	73,946	177,470	854	50%
597	Jiangxi	Country Garden - Taoyuanli*	Pingxiang(Shangli)	196,628	204,493	91	46%
598	Guangdong	(To Be Confirmed)*	Zhuhai(Jinwan)	84,345	210,863	3,585	50%
599	Guangdong	(To Be Confirmed)*	Zhanjiang(Mazhang)	40,957	106,897	390	100%
600	Guangdong	(To Be Confirmed)*	Zhuhai(Jinwan)	36,587	65,856	751	30%
601	Guangdong	(To Be Confirmed)*	Zhuhai(Jinwan)	28,753	51,756	564	30%
602	Guangdong	Dianbai Country Garden*	Maoming(Dianbai)	65,004	227,513	281	100%
603	Guangdong	Dianbai Country Garden*	Maoming(Dianbai)	71,900	252,370	320	100%
604	Hunan	Country Garden Phoenix Town*	Yueyang(Nanhuxinqu)	159,740	299,878	661	60%
605	Anhui	Lingbi Country Garden*	Suzhou(Lingbi)	93,125	186,249	337	43%
606	Fujian	Country Garden - Lu Mansion*	Fuzhou(Yongtai)	70,000	195,999	840	94%
607	Jiangsu	(To Be Confirmed)*	Nantong(Rugao)	43,601	87,202	353	60%
608	Jiangsu	(To Be Confirmed)*	Huaian(Xuyi)	61,155	122,309	132	85%
609	Jiangsu	(To Be Confirmed)*	Huaian(Xuyi)	62,655	125,309	135	85%
610	Zhejiang	(To Be Confirmed)*	Wenzhou(Jingkai)	143,371	400,006	1,490	100%
611	Zhejiang	Country Garden - Jiangnan Courtyard*	Jinhua(Wuyi)	92,513	185,025	1,378	30%
612	Hebei	Island Country Garden - Imperial Manor*	Qinhuangdao(Beidaihe)	43,466	47,812	248	100%
613	Jiangsu	(To Be Confirmed)*	Suzhou(Changshu)	85,028	161,552	1,156	21%
614	Zhejiang	Country Garden - Jiangshan Mansion*	Quzhou(Jiangshan)	42,006	92,414	563	66%
615	Chongqing	(To Be Confirmed)*	Chongqing(Banan)	157,426	366,803	1,135	33%
616	Chongqing	Liyue Jiangshan*	Chongqing(Yubei)	61,919	111,454	810	20%
617	Hunan	Country Garden - Golden Times*	Yongzhou(Lengshuitan)	52,032	182,113	321	51%
618	Hubei	Country Garden - Central Park*	Xiaogan(Xiaonan)	23,971	107,871	142	45%
619	Yunnan	Country Garden - Yuefu (To Be Confirmed)*	Kunming(Guandu)	75,613	287,331	1,311	49%
620	Liaoning	Country Garden - Longyue *	Shenyang(Dadong)	18,430	58,054	273	100%
621	Anhui	(To Be Confirmed)*	Chuzhou(Dingyuan)	48,709	87,677	129	85%
622	Guangdong	Country Garden - East Bay International*	Meizhou(Meijiang)	156,921	470,763	1,506	100%
623	Guangdong	Country Garden - East Bay International*	Meizhou(Meijiang)	64,371	225,299	853	100%
624	Guangdong	Meijiang Country Garden - Taoyuan*	Meizhou(Meijiang)	16,752	50,256	105	100%
625	Gansu	Country Garden - Qinzhou Mansion*	Tianshui(Maiji)	107,056	191,629	771	90%
626	Jiangsu	(To Be Confirmed)*	Suzhou(Changshu)	52,606	89,430	659	86%
627	Jiangsu	(To Be Confirmed)*	Suzhou(Changshu)	92,575	185,149	994	89%
628	Jiangsu	(To Be Confirmed)*	Suzhou(Changshu)	27,767	38,874	112	43%
629	Jiangsu	(To Be Confirmed)*	Suzhou(Changshu)	60,155	96,248	615	85%
630	Fujian	(To Be Confirmed)*	Quanzhou(Anxi)	69,893	181,723	450	17%

Code	Province	Project	City(District)	SiteArea	Expected GFA	LandCost	CGEquity
				(sqm)	(sqm)	(RMB Million)	Ratio**
631	Guangdong	Country Garden - Xijiangyue*	Zhaoqing(Dinghu)	44,000	123,200	396	100%
632	Guangdong	Country Garden - Lingyu*	Yunfu(Yuncheng)	12,914	45,199	74	100%
633	Guangdong	Country Garden - The Cullinan*	Yunfu(Yuncheng)	24,177	120,886	184	100%
634	Guangdong	(To Be Confirmed)*	Foshan(Shunde)	55,474	166,422	256	100%
635	Guangdong	(To Be Confirmed)*	Foshan(Shunde)	62,648	313,240	384	100%
636	Jiangxi	Country Garden Zhengrong - Luling Mansion*	Jian(Jizhou)	74,388	154,726	739	45%
637	Guangxi	Liucheng Country Garden*	Liuzhou(Liucheng)	62,593	156,483	75	85%
638	Jiangsu	(To Be Confirmed)*	Wuxi(Yixing)	31,033	58,963	213	20%
639	Jiangsu	(To Be Confirmed)*	Wuxi(Yixing)	14,537	43,611	128	20%
640	Jiangsu	(To Be Confirmed)*	Wuxi(Yixing)	16,993	50,980	144	20%
641	Anhui	Country Garden - Taoyuanguanlan*	Chuzhou(Quanjiao)	66,262	132,523	170	42%
642	Anhui	Country Garden - Taoyuan Mansion*	Chuzhou(Quanjiao)	55,481	83,221	110	42%
643	Anhui	(To Be Confirmed)*	Anqing(Yingjiang)	122,715	306,787	1,170	34%
644	Shandong	(To Be Confirmed)*	Weifang(Fangzi)	28,117	50,610	131	100%
645	Hunan	Country Garden - Phoenix Town*	Yueyang(Yueyanglou)	146,940	252,737	533	60%
646	Guangdong	Country Garden - Bihai International Center*	Shenzhen(Baoan)	19,323	118,836	1,605	47%
647	Sichuan	Country Garden - Cullinan Bay*	Chengdu(Qionglai)	36,824	92,060	182	100%
648	Sichuan	Country Garden - Cullinan Bay*	Chengdu(Qionglai)	44,974	112,435	223	100%
649	Jiangxi	(To Be Confirmed)*	Jiujiang(Kaifa)	117,623	294,058	951	45%
650	Hebei	Country Garden - Jade County	Changzhou(Botou)	40,708	81,009	236	45%
651	Fujian	(To Be Confirmed)*	Sanming(Sanyuan)	54,597	133,216	213	34%
652	Jiangsu	(To Be Confirmed)*	Suzhou(Wujiang)	58,533	146,332	1,294	25%
653	Jiangsu	(To Be Confirmed)*	Suzhou(Wujiang)	47,391	118,476	1,108	25%
654	Shandong	(To Be Confirmed)*	Laiwu(Laicheng)	142,139	260,115	580	100%
655	Guangdong	Country Garden - Chuangming Mansion*	Shanguan(Renhua)	26,475	57,980	49	100%
656	Guangdong	Country Garden - Chuangming Mansion*	Shanguan(Renhua)	22,222	48,666	29	100%
657	Guangdong	Country Garden - Chuangming Mansion*	Shanguan(Renhua)	48,598	106,429	70	100%
658	Guizhou	Huishui Country Garden	Qiannanzhou(Huishui)	104,875	209,749	94	85%
659	Shandong	(To Be Confirmed)*	Dezhou(Qihe)	191,365	233,465	303	100%
660	Jiangsu	(To Be Confirmed)*	Suzhou(Wujiang)	52,599	89,417	830	43%
661	Jiangsu	(To Be Confirmed)*	Suzhou(Wujiang)	48,963	88,133	852	43%
662	Guangxi	Luchuan Country Garden*	Yulin(Luchuan)	19,639	68,735	44	51%
663	Guangxi	Country Garden - Anzhou Mansion*	Qinzhou(Qinnan)	57,091	171,272	105	85%
664	Guangxi	Luchuan Country Garden*	Yulin(Luchuan)	42,110	147,384	59	51%
665	Tianjin	(To Be Confirmed)*	Tianjin(BinhaiXinqu)	74,627	111,940	525	50%

Code	Province	Project	City(District)	SiteArea	Expected GFA	LandCost	CGEquity
				(sqm)	(sqm)	(RMB Million)	Ratio**
666	Jiangsu	Taixing Country Garden*	Taizhou(Taixing)	40,653	81,306	193	100%
667	Chongqing	(To Be Confirmed)*	Chongqing(Yunyang)	55,170	60,687	118	51%
668	Chongqing	(To Be Confirmed)*	Chongqing(Yunyang)	47,820	119,549	214	51%
669	Zhejiang	(To Be Confirmed)*	Taizhou(Yuhuan)	20,692	24,830	106	100%
670	Guangxi	(To Be Confirmed)*	Liuzhou(Yufeng)	81,597	203,992	336	90%
671	Guangdong	Country Garden - Cullinan Bay*	Shantou(Chenghai)	24,085	108,381	593	100%
672	Guangdong	Country Garden - Yuejiang Mansion*	Zhaoqing(Duanzhou)	62,264	186,791	1,055	100%
673	Shanxi	(To Be Confirmed)*	Lüliang(Xiaoyi)	59,297	148,242	80	100%
674	Guangdong	Xinhui country Garden	Jiangmen(Xinhui)	45,609	114,022	786	51%
675	Guangxi	Country Garden - Binhai Town*	Fangchenggang(Gangkou)	101,582	304,746	183	85%
676	Jiangxi	(To Be Confirmed)*	Ganzhou(Dingnan)	35,951	93,472	71	100%
677	Jiangxi	(To Be Confirmed)*	Ganzhou(Shangyou)	58,666	123,199	179	100%
678	Jiangxi	(To Be Confirmed)*	Ganzhou(Shangyou)	53,333	117,333	170	100%
679	Hebei	Country Garden-Yuexi Mansion*	Handan(Congtai)	50,016	100,032	225	85%
680	Jiangsu	Shuyang Country Garden New Town*	Suqian(Shuyang)	54,887	98,796	230	43%
681	Jiangsu	Shuyang Country Garden New Town*	Suqian(Shuyang)	55,853	100,536	184	43%
682	Shandong	Country Garden - CLD Fenghuang International*	Jinan(Licheng)	29,473	35,957	518	95%
683	Shandong	Country Garden - CLD Fenghuang International*	Jinan(Licheng)	104,341	164,858	2,034	31%
684	Shandong	Country Garden - CLD Fenghuang International*	Jinan(Licheng)	84,949	196,231	1,680	31%
685	Shandong	Country Garden - CLD Fenghuang International*	Jinan(Licheng)	110,494	277,339	2,100	31%
686	Shandong	Country Garden - CLD Fenghuang International*	Jinan(Licheng)	103,194	260,048	1,945	19%
687	Shandong	Country Garden - CLD Fenghuang International*	Jinan(Licheng)	87,384	184,379	1,499	14%
688	Hubei	Country Garden - Yilin Mansion*	Yichang(Yiling)	68,921	206,763	277	35%
689	Jiangsu	Wuxi - Wuyue East	Wuxi(Xinhao)	52,841	116,250	824	17%
690	Jiangsu	Country Garden - Jade Bay IV*	Suzhou(Zhangjiagang)	41,765	75,177	831	17%
691	Jiangsu	Pizhou Country Garden*	Xuzhou(Pizhou)	65,853	164,633	377	21%
692	Jiangsu	Pizhou Country Garden*	Xuzhou(Pizhou)	65,067	162,667	379	25%
693	Jiangsu	Country Garden - Longyuelanting*	Suzhou(Taicang)	13,513	22,973	95	17%
694	Jiangsu	Country Garden - Longyuetianjin*	Suzhou(Taicang)	19,763	35,574	186	17%
695	Jiangsu	(To Be Confirmed)*	Suzhou(Taicang)	52,932	111,157	1,019	20%
696	Jiangsu	Nantong - Yunyuedongfang*	Nantong(Chongchuan)	86,653	173,307	975	14%
697	Hubei	Songzi Country Garden*	Jinzhou(Sonfzi)	110,693	221,386	224	44%
698	Fujian	(To Be Confirmed)*	Longyan(Wuping)	33,513	80,431	97	43%
699	Fujian	(To Be Confirmed)*	Ningde(Fuding)	15,301	45,903	73	28%
700	Fujian	Country Garden - Nanjin*	Zhangzhou(Nanjin)	38,396	115,187	106	51%

Code	Province	Project	City(District)	SiteArea	Expected GFA	LandCost	CGEquity
				(sqm)	(sqm)	(RMB Million)	Ratio**
701	Hunan	Lilin Country Garden*	Zhuzhou(Liling)	54,544	145,087	80	100%
702	Hunan	Country Garden - Central Park*	Changde(Dingcheng)	43,982	106,436	142	51%
703	Shanxi	Country Garden - Pheonix City*	Baoji(Gaoxinqu)	375,147	1,313,015	1,005	100%
704	Guangdong	(To Be Confirmed)*	Jiangmen(Heshan)	68,425	191,589	573	60%
705	Jiangsu	Country Garden - Longcheng Tiandi*	Changzhou(Xinebi)	164,187	361,211	2,000	77%
706	Anhui	Country Garden - Beizhan Mansion*	Chuzhou(Laian)	48,464	96,929	570	100%
707	Anhui	Country Garden - Beizhan Mansion*	Chuzhou(Laian)	42,267	84,534	500	100%
708	Anhui	Country Garden - S9 Zijin Dongyuan*	Maanshan(Bowang)	55,405	99,729	159	100%
709	Jiangxi	Country Garden - Dayu*	Ganzhou(Dayu)	40,445	113,246	70	100%
710	Guangdong	Country Garden - Qujiang Mansion*	Shaoguan(Qujiang)	72,459	217,377	266	100%
711	Hunan	(To Be Confirmed)*	Changsha(Ningxiang)	36,311	108,933	209	100%
712	Jiangsu	Country Garden - Baijin Time*	Nantong(Tongzhou)	49,967	99,933	465	18%
713	Guangdong	(To Be Confirmed)*	Zhanjiang(Suixi)	69,999	191,096	210	100%
714	Guangdong	Country Garden - Xuefu No1.*	Shantou(Chenghai)	9,318	35,408	216	100%
715	Jiangsu	Country Garden - JIuyang*	Zhenjiang(Jingkou)	79,789	107,715	597	43%
716	Jiangsu	(To Be Confirmed)*	Zhenjiang(Jingkou)	29,755	56,534	263	85%
717	Hubei	Daye Country Garden*	Huangshi(Daye)	120,033	276,077	188	88%
718	Ningxia	Country Garden - Feicui Bay*	Yinchuan(Jinfeng)	91,116	164,009	334	87%
719	Guangdong	Chengnan Country Garden*	Dongguan(Daojiao)	35,900	57,440	674	87%
720	Hainan	Wanning Country Garden	Waning	229,133	183,307	991	50%
721	Chongqing	(To Be Confirmed)*	Chongqing(Yubei)	167,962	167,962	679	32%
722	Guizhou	Country Garden - Chama Old Town*	Guiyang(Qingzhen)	107,336	172,810	129	51%
723	Hubei	Country Garden - Yifang Mansion*	Huangshi(Huangshigang)	41,683	125,048	250	30%
724	Shandong	Country Garden - Tianyu*	Dezhou(Licheng)	59,046	175,366	298	94%
725	Anhui	Country Garden - Hanshan*	Maanshan(Hanshan)	41,060	69,391	118	43%
726	Shandong	Country Garden - Pheonix Impression*	Weifang(Anqiu)	34,787	101,229	126	100%
727	Jiangsu	Changshu – Huyuelanting	Suzhou(Changshu)	59,235	118,469	366	14%
728	Fujian	(To Be Confirmed)*	Fuzhou(Cangshan)	156,496	281,693	3,653	100%
729	Fujian	(To Be Confirmed)*	Fuzhou(Cangshan)	113,570	151,048	1,167	100%
730	Fujian	(To Be Confirmed)*	Fuzhou(Mawei)	113,569	158,997	1,167	100%
731	Fujian	(To Be Confirmed)*	Fuzhou(Fuqing)	41,675	104,187	623	100%
732	Fujian	(To Be Confirmed)*	Fuzhou(Fuqing)	53,168	132,919	569	100%
733	Xinjiang	Country Garden - Wulumuqi*	Wulumuqi(Midong)	133,518	317,774	962	91%
734	Guangxi	Country Garden - Chengyang Mansion*	Baise(Youjiang)	35,308	105,923	108	85%
735	Jiangsu	Country Garden - Jade Garden*	Suzhou(Taicang)	21,183	73,082	196	17%

Code	Province	Project	City(District)	SiteArea	Expected GFA	LandCost	CGEquity
				(sqm)	(sqm)	(RMB Million)	Ratio**
736	Jiangsu	Country Garden - Manyue Lanting*	Suzhou(Taicang)	49,221	78,754	305	50%
737	Anhui	Country Garden - Rulin Impression*	Chuzhou(Quanjiao)	51,279	76,918	121	85%
738	Hebei	Longhua Country Garden*	Chengde(Longhua)	41,397	103,493	49	85%
739	Guangdong	Country Garden - Shilijiang Bay*	Dongguan(Rongcheng)	106,624	319,871	1,565	100%
740	Henan	Xincai Country Garden*	Zhumadian(Xincai)	128,440	321,099	97	46%
741	Guangdong	Country Garden - Tianlushanqi*	Huizhou(Longmen)	107,126	214,252	122	60%
742	Liaoning	Country Garden - Yuzhou Mansion *	Dalian(Jingzhou)	59,262	81,781	215	100%
743	Hunan	(To Be Confirmed)*	Changsha(Ningxiang)	56,970	142,424	202	100%
744	Jiangsu	(To Be Confirmed)*	Suzhou(Wuzhong)	199,999	239,999	540	51%
745	Ningxia	Country Garden - Jiayu*	Yinchuan(Jinfeng)	65,881	118,585	258	87%
746	Anhui	(To Be Confirmed)*	Hefei(Changfeng)	109,853	219,707	1,362	22%
747	Fujian	(To Be Confirmed)*	Zhangzhou(Zhangpu)	37,796	83,152	113	51%
748	Fujian	(To Be Confirmed)*	Fuzhou(Minhou)	28,674	71,685	671	100%
749	Jiangsu	(To Be Confirmed)*	Wuxi(Jiangyin)	27,513	55,026	398	21%
750	Hunan	(To Be Confirmed)*	Zhuzhou(Shifeng)	56,068	82,420	264	100%
751	Hunan	Country Garden - Dongchengshou Mansion*	Yiyang(Haoshan)	77,083	192,707	186	100%
752	Anhui	(To Be Confirmed)*	Maanshan(Huashan)	85,938	189,063	911	28%
753	Jiangsu	Zhangjiagang - Jiangchengyuanzhu Garden*	Suzhou(Zhangjiagang)	69,982	83,978	399	11%
754	Jiangsu	Zhangjiagang - Shilijinxu*	Suzhou(Zhangjiagang)	69,070	82,884	320	14%
755	Jiangsu	Zhangjiagang - Shilijinxu*	Suzhou(Zhangjiagang)	29,713	35,656	139	14%
756	Jiangsu	(To Be Confirmed)*	Suzhou(Changshu)	45,808	54,969	555	42%
757	Ningxia	Yinchuan Country Garden*	Yinchuan(Xingqing)	115,305	207,550	298	87%
758	Shandong	Country Garden - Tianxi*	Dezhou(Qingyun)	65,615	150,915	199	92%
759	Hebei	Country Garden-Beijing Town*	Zhangjiakou(Xiahuayuan)	61,520	123,040	111	40%
760	Guangdong	Country Garden - Bai Mansion*	Dongguan(Shijie)	3,975	11,925	92	87%
761	Hebei	Country Garden-Van Gogh Ocean*	Qinghuangdao(Haigang)	37,520	102,054	381	60%
762	Guangxi	(To Be Confirmed)*	Liuzhou(Yufeng)	33,170	106,143	235	90%
763	Hunan	Country Garden - Nanping Mansion*	Chengzhou(Beihu)	91,838	275,513	468	65%
764	Fujian	Datian Country Garden *	Sanming(Datian)	32,834	82,085	197	30%
765	Fujian	Datian Country Garden *	Sanming(Datian)	8,160	15,096	35	42%
766	Hunan	Yaodu Country Garden*	Yongzhou(Jianghua)	85,053	212,633	77	51%
767	Guangdong	Country Garden - Tianlu Mountain*	Heyuan(Heping)	26,527	74,275	89	100%
768	Guangdong	Meixian Country Garden*	Meizhou(Meixian)	38,040	91,296	267	100%
769	Guangdong	Country Garden - Tiancheng Bay*	Qingyuan(Lianzhou)	50,347	166,144	266	100%
770	Guangdong	Country Garden - Xiongzhou Mansion*	Shaoguan(Nanxiang)	19,413	48,533	59	85%

Code	Province	Project	City(District)	SiteArea	Expected GFA	LandCost	CGEquity
				(sqm)	(sqm)	(RMB Million)	Ratio**
771	Zhejiang	(To Be Confirmed)*	Hangzhou(Yuhang)	14,720	22,080	247	100%
772	Zhejiang	Country Garden - Jade Mansion*	Lishui(Qingyuan)	35,267	61,717	315	100%
773	Jiangsu	Country Garden-Baixinglanting*	Wuxi(Jiangyin)	23,806	67,132	107	43%
774	Guangdong	Country Garden -Austin*	Foshan(Sanshui)	21,107	84,427	73	100%
775	Guangdong	Country Garden -Boan*	Guangzhou(Huadu)	6,342	17,758	103	70%
776	Hubei	Country Garden-Zhiyin Mansion*	Wuhan(Caidian)	48,720	136,416	272	51%
777	Hubei	(To Be Confirmed)*	Wuhan(Jiangxia)	53,333	96,000	370	25%
778	Jiangxi	Country Garden - Qinglan Mansion*	Nanchang(Jinxian)	28,152	59,119	16	60%
779	Fujian	(To Be Confirmed)*	Putian(Hanjiang)	94,728	236,820	1,035	100%
780	Gansu	Country Garden - Tianxi Bay*	Linxia(Linxia)	80,133	144,240	96	87%
781	Shandong	Country Garden - Pheonix Mountain Villa*	Yantai(Laishan)	316,667	668,167	1,194	100%
782	Jiangsu	(To Be Confirmed)*	Suzhou(Changshu)	58,267	87,400	828	15%
783	Jiangsu	(To Be Confirmed)*	Suzhou(Wuzhong)	60,033	132,073	1,528	34%
784	Jiangsu	(To Be Confirmed)*	Suzhou(Changshu)	53,527	69,585	837	21%
785	Jiangsu	(To Be Confirmed)*	Suzhou(Changshu)	13,180	15,816	97	26%
786	Zhejiang	(To Be Confirmed)*	Jiaxing(Pinghu)	39,987	55,182	268	100%
787	Hubei	Country Garden-landscape*	Huangshi(Yangxin)	52,740	84,384	90	43%
788	Anhui	(To Be Confirmed)*	Tongling(Tongguan)	61,413	153,533	424	30%
789	Anhui	Country Garden -Sanxun Tianxi*	Huaibei(Xiangshan)	50,940	101,880	194	43%
790	Guizhou	Country Garden-Shixiang No1.*	Zuiyi(Neiyang)	96,727	193,453	87	51%
791	Jiangsu	Country Garden-Guanshanyuanzhu*	Lianyungang(Haizhou)	42,447	84,893	450	85%
792	Chongqing	Country Garden-Tianlu Mansion*	Chongqing(Shizhu)	90,947	200,083	151	51%
793	Guangdong	Country Garden -Longyue Mansion*	Shaoguan(xinfeng)	26,207	91,723	95	100%
794	Hubei	Country Garden-Phoenix Lake*	Wuhan(Hannan)	64,487	180,563	406	44%
795	Hunan	(To Be Confirmed)*	Xiangxi(Jishou)	130,420	391,260	186	51%
796	Hunan	Fenghuang Country Garden*	Xiangxi(Fenghuang)	169,240	338,480	163	100%
797	Hunan	(To Be Confirmed)*	Hengyang(Zhengxiang)	59,200	177,600	487	100%
798	Hunan	(To Be Confirmed)*	Hengyang(Zhengxiang)	76,520	229,560	771	100%
799	Guangxi	Country Garden - Central Park*	Hezhou(Babu)	21,567	64,700	136	85%
800	Guangxi	Country Garden - Ailian Mansion*	Hezhou(Babu)	22,533	45,067	108	90%
801	Guangxi	Country Garden - Ailian Mansion*	Hezhou(Babu)	7,367	14,733	28	85%
802	Guangxi	Country Garden - Ailian Mansion*	Hezhou(Babu)	13,532	27,064	45	85%
803	Guangxi	Country Garden - Ailian Mansion*	Hezhou(Babu)	49,985	149,954	367	90%
804	Guangxi	Cengxi Country Garden*	Wuzhou(Cenxi)	135,447	270,893	163	90%
805	Guangxi	Country Garden - Light of New Town*	Nanning(XiXiangtang)	24,987	74,960	240	90%

Code	Province	Project	City(District)	SiteArea	Expected GFA	LandCost	CGEquity
				(sqm)	(sqm)	(RMB Million)	Ratio**
806	Jiangsu	(To Be Confirmed)*	Nantong(Chongchuan)	47,960	94,961	483	9%
807	Jiangsu	(To Be Confirmed)*	Nantong(Tongzhou)	109,887	197,796	640	11%
808	Guangdong	Country Garden -Tianlu Mansion*	Meizhou(Pingyuan)	43,673	139,755	136	89%
809	Jiangsu	Country Garden - Tangshanyuanzhu*	Nanjing(Jiangning)	67,680	101,520	1,080	85%
810	Jiangsu	Country Garden-Boyunjian*	Nanjing(Jiangning)	70,800	77,880	1,490	100%
811	Fujian	(To Be Confirmed)*	Zhangzhou(Zhangpu)	43,040	120,513	331	51%
812	Fujian	Country Garden - Lu Mansion*	Fuzhou(Fuqing)	20,682	66,182	288	100%
813	Xinjiang	Country Garden - Wulumuqi*	Wulumuqi(Midong)	26,207	80,717	190	91%
814	Xinjiang	Country Garden - Tianxi*	Wulumuqi(Xinshi)	50,000	175,000	990	91%
815	Zhejiang	(To Be Confirmed)*	Wenzhou(Pingyang)	32,193	64,387	259	100%
816	Guangdong	(To Be Confirmed)*	Maoming(Huazhou)	37,000	129,500	111	100%
817	Henan	Country Garden - Tianlu Mansion*	Jiaozuo(Boai)	50,933	112,053	71	100%
818	Guizhou	Country Garden - Chama Old Town*	Guiyang(Qingzhen)	467,200	682,112	561	51%
819	Hebei	Country Garden - Beijing Town*	Zhangjiakou(Xiahuayuan)	90,493	135,740	136	40%
820	Guangdong	Qujiang Country Garden*	Shaoguan(Qujiang)	23,820	71,460	99	60%
821	Yunnan	Country Garden - Yulong Moutain*	Kunming(Panlong)	93,187	273,037	1,098	51%
822	Zhejiang	Jiangnan Jade*	Hangzhou(Xiaoshan)	46,353	115,883	2,295	50%
823	Zhejiang	Country Garden - Yinjiangnan*	Hangzhou(Xiaoshan)	63,740	140,228	2,325	25%
824	Jiangsu	(To Be Confirmed)*	Huaian(Jinhu)	47,480	102,082	64	0%
825	Hubei	Country Garden - Cihu Island*	Huangshi(Xisaishan)	229,260	600,661	1,200	44%
826	Zhejiang	Country Garden - the Light of the Seagull*	Wenzhou(Ouhai)	51,353	139,168	1,172	33%
827	Zhejiang	(To Be Confirmed)*	Zhoushan(Daishan)	26,871	53,742	243	32%
828	Zhejiang	(To Be Confirmed)*	Zhoushan(Daishan)	46,458	83,624	276	32%
829	Hubei	Jingshan Country Garden*	Jinmen(Jingshan)	28,480	51,264	28	43%
830	Guangdong	(To Be Confirmed)*	Maoming(Huazhou)	31,533	118,881	104	100%
831	Guangdong	Country Garden - Century City*	Zhongshan(Dayong)	112,667	357,154	148	35%
832	Yunnan	Country Garden - Guiyuanjing Seal*	Kunming(Panlong)	74,687	153,108	414	51%
833	Hunan	Leiyang Country Garden*	Hengyang(Leiyang)	39,493	78,987	44	51%
834	Hainan	Country Garden - Changdi Impression*	Haikou(Longhua)	8,783	21,958	32	51%
835	Guangdong	(To Be Confirmed)*	Huizhou(Huicheng)	20,173	58,503	270	100%
836	Guangxi	Country Garden - Tianyu*	Congzuo(Jiangzhou)	45,607	205,230	105	88%
837	Guangdong	(To Be Confirmed)*	Foshan(Sanshui)	143,267	401,147	615	100%
838	Jiangxi	(To Be Confirmed)*	Ganzhou(Zhanggong)	58,327	128,319	486	100%
839	Guangxi	Fuchuan Country Garden*	Hezhou(Fuchuan)	45,645	114,112	55	85%
840	Guangxi	Guiping Country Garden*	Guigang(Guiping)	24,667	148,000	303	90%

Code	Province	Project	City(District)	SiteArea	Expected GFA	LandCost	CGEquity
				(sqm)	(sqm)	(RMB Million)	Ratio**
841	Guangdong	(To Be Confirmed)*	Zhuhai(Jingwan)	77,653	217,429	1,048	65%
842	Zhejiang	(To Be Confirmed)*	Ningbo(Yuyao)	33,900	84,750	344	25%
843	Henan	Country Garden-Tianyue Mansion*	Shangqiu(Suiyang)	51,440	87,448	300	100%
844	Henan	Country Garden-Tianyue Mansion*	Shangqiu(Suiyang)	52,833	84,533	317	100%
845	Anhui	Country Garden -Shucheng*	Liuan(Shucheng)	36,153	79,537	226	60%
846	Hunan	Country Garden-Yuehu Bay*	Changsha(Ningxiang)	60,820	136,845	171	51%
847	Henan	Country Garden-Tianyue Mansion*	Shangqiu(Suiyang)	105,127	190,279	587	100%
848	Henan	Country Garden-Senlin Lake*	Shangqiu(Suiyang)	78,860	195,573	624	100%
849	Henan	Country Garden-Senlin Lake*	Shangqiu(Suiyang)	35,567	88,561	277	100%
850	Henan	Country Garden-Kela Mansion*	Shangqiu(Suiyang)	27,873	83,620	225	100%
851	Hunan	(To Be Confirmed)*	Yueyang(Yueyanglou)	40,933	114,613	438	100%
852	Guangxi	(To Be Confirmed)*	Wuzhou(Changzhou)	152,967	279,929	327	90%
853	Shanxi	Country Garden -Pheonix Legend*	Weinan(Linwei)	100,040	300,120	309	100%
854	Guangxi	Liujian Country Garden*	Liuzhou(Liujian)	93,720	234,300	256	85%
855	Guangxi	Yongfu Country Garden*	Guilin(Yongfu)	69,853	209,560	92	85%
856	Guangdong	Lianzhou Country Garden*	Qingyuan(Lianzhou)	18,667	56,000	84	100%
857	Zhejiang	(To Be Confirmed)*	Hangzhou(Gongshu)	24,684	61,710	1,164	56%
858	Zhejiang	(To Be Confirmed)*	Hangzhou(Gongshu)	34,499	86,248	1,633	38%
859	Zhejiang	(To Be Confirmed)*	Taizhou(Tiantai)	76,702	145,734	487	50%
860	Chongqing	Country Garden-Feicui City*	Chongqing(Wuxi)	64,113	160,283	79	70%
861	Jiangsu	(To Be Confirmed)*	Suzhou(Zhangjiagang)	27,487	46,727	255	28%
862	Jiangsu	(To Be Confirmed)*	Suzhou(Zhangjiagang)	52,934	79,400	956	42%
863	Guizhou	Hengfeng Country Garden-Guiyang Central*	Guiyang(Nanming)	57,633	556,738	4,895	70%
864	Guangdong	Yicheng Square*	Guangzhou(Liwan)	21,740	86,960	18	90%
865	Sichuan	Country Garden -Pheonix Tai*	Dazhou(Tongchuan)	27,553	137,767	345	55%
866	Zhejiang	Country Garden - Jiangshanyin*	Quzhou(Jiangshan)	24,347	40,172	166	75%
867	Zhejiang	(To Be Confirmed)*	Wenzhou(Longwan)	136,473	416,244	3,371	17%
868	Zhejiang	(To Be Confirmed)*	Hangzhou(Xiaoshan)	27,020	64,848	1,080	50%
869	Sichuan	Country Garden - Zhonghuanhui*	Chengdu(Chenghua)	14,940	88,146	393	61%
870	Guizhou	Country Garden-Chengyang Yipin*	Zuiyi(Honghuagang)	87,367	170,365	261	100%
871	Sichuan	Country Garden - Menglibaguo*	Dazhou(Dachuan)	69,860	167,664	478	60%
872	Hubei	Country Garden-Imperial jade seal*	Xiangyang(Xiangcheng)	32,647	42,767	98	39%
873	Ningxia	Zhongwei Country Garden*	Zhongwei(Shapotou)	71,200	90,424	69	75.8%
874	Hubei	Country Garden-Hanlin Mansion*	Huanggang(Huangzhou)	93,707	234,267	399	44%
875	Jiangsu	Fengxian Country Garden*	Xuzhou(Fengxian)	61,600	135,520	116	60%

Code	Province	Project	City(District)	SiteArea	Expected GFA	LandCost	CGEquity
				(sqm)	(sqm)	(RMB Million)	Ratio**
876	Jiangsu	(To Be Confirmed)*	Lianyungang(Haizhou)	51,453	102,907	560	42%
877	Guangxi	(To Be Confirmed)*	Yulin(Yuzhou)	76,040	380,200	445	90%
878	Shanghai	(To Be Confirmed)*	Shanghai(Jiading)	17,527	43,817	380	100%
879	Jiangsu	(To Be Confirmed)*	Nanjing(Jiangning)	108,520	404,780	4,910	12%
880	Jiangsu	(To Be Confirmed)*	Nanjing(Jiangning)	100,453	138,626	2,220	18%
881	Hubei	Country Garden-Imperial Jade Seal*	Xiangyang(Xiongcheng)	68,000	70,720	133	39%
Total				65,131,109	141,104,924	479,454	-
December sub-total				13,444,231	30,550,226	108,021	-

*New projects in 2017

**CG's project level equity stake may subject to change due to the implementation of the partnership scheme, under which CG's senior management teams from both HQ and project level are required to take no more than 15% of equity of all the projects acquired after October 2014.