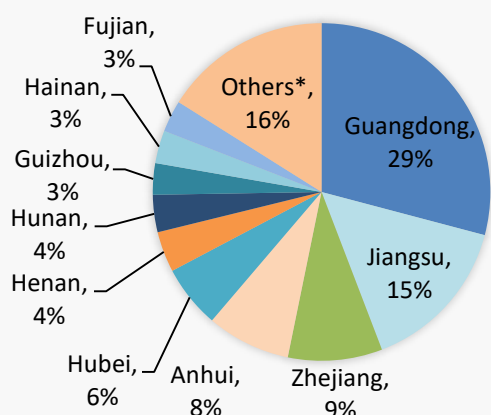


Country Garden Holdings Company Limited (“Country Garden” or the “Company”) together with its subsidiaries, (collectively, the “Group”) (stock code: 2007) is one of China’s leading integrated property developers and a constituent stock of Hang Seng Index. The Group became a constituent stock of MSCI Global Standard Indices on 1 September 2007, Hang Seng Composite Index and Hang Seng Mainland 100 on 10 September 2007, FTSE China 50 Index on 14 September 2016, Hang Seng China (Hong Kong-listed) 25 Index on 12 June 2017, and Hang Seng China 50 Index on 5 March 2018.

Contracted Sales

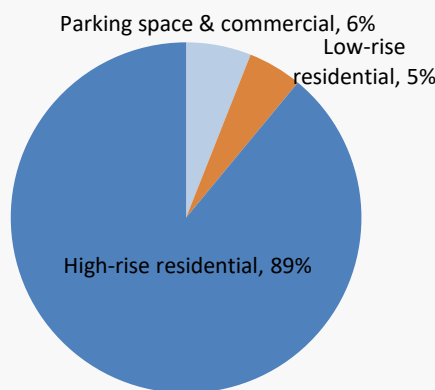
■ For the first month of 2018, the Group, together with its joint ventures and associates, achieved contracted sales of approximately RMB69.16 billion with contracted sales GFA of approximately 7.56 million square meters (“sqm”).

Geographical breakdown of contracted sales for the first month of 2018 (By Value)

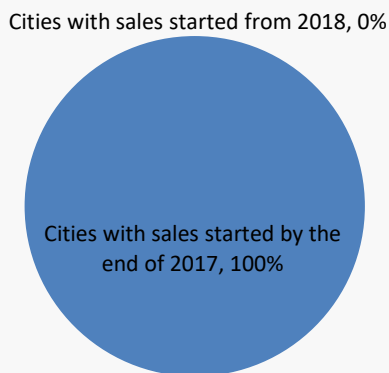


Note : Others* including Guangxi, Hebei, Liaoning, Shandong, Malaysia, Shanghai, Sichuan, Shaanxi, Gansu, Chongqing, Jiangxi, Yunnan, Tianjin, Shanxi, Inner Mongolia, Qinghai, Jilin, Heilongjiang, Ningxia, Beijing and Thailand.

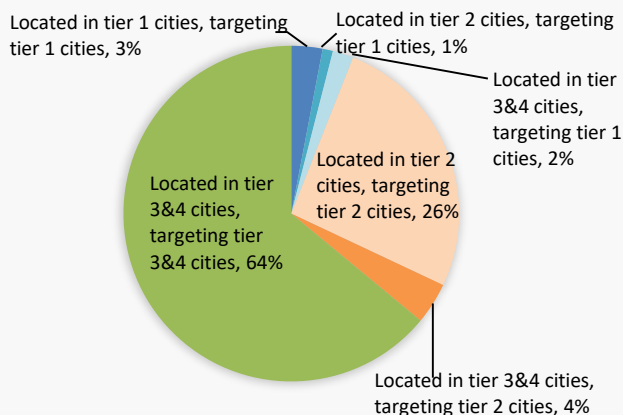
Product type breakdown of contracted sales for the first month of 2018 (By Value)



City type breakdown of onshore contracted sales for the first month of 2018 (By Value)

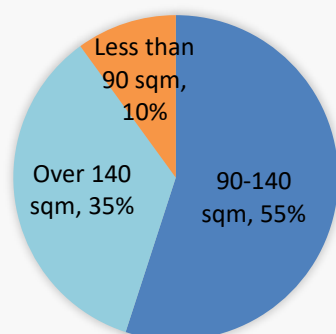


Domestic tier of cities breakdown of contracted sales for the first month of 2018 (By Value)

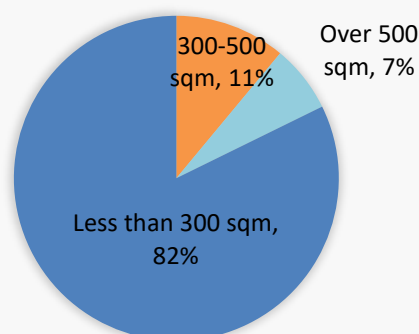


Contracted Sales (Cont'd)

Unit size breakdown of contracted sales of high-rise residential products for the first month of 2018
(By Value)



Unit size breakdown of contracted sales of low-rise residential products for the first month of 2018
(By Value)



■ Top ten cities where the Group, together with its joint ventures and associates, achieved the highest contracted sales for the first month of 2018 were as follows; the aggregated contracted sales amount in these 10 cities was approximately RMB19.31 billion, accounting for approximately 27.9% of the Group together with its joint ventures and associates' total contracted sales.

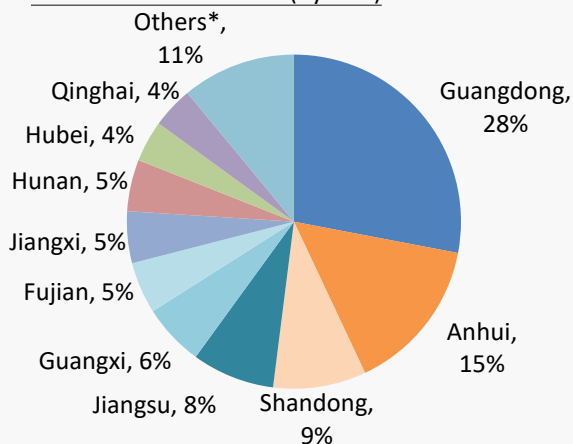
| Cities (By Location) | Contracted Sales (RMB Billion) | Contracted Sales GFA ('000 sqm) | Contracted Sales ASP (RMB per sqm) |
|----------------------|--------------------------------|---------------------------------|------------------------------------|
| Guangdong-Huizhou | 2.91 | 250 | 11,661 |
| Jiangsu-Nantong | 2.54 | 231 | 10,991 |
| Zhejiang-Wenzhou | 2.38 | 160 | 14,927 |
| Guangdong-Zhanjiang | 2.16 | 277 | 7,792 |
| Guangdong-Shanwei | 2.13 | 266 | 8,010 |
| Shaanxi-Xi'an | 1.61 | 160 | 10,100 |
| Guizhou-Guiyang | 1.43 | 138 | 10,350 |
| Jiangsu-Wuxi | 1.42 | 144 | 9,860 |
| Guangdong-Guangzhou | 1.38 | 69 | 20,072 |
| Guangdong-Qingyuan | 1.35 | 154 | 8,733 |



New Land Acquisitions in China

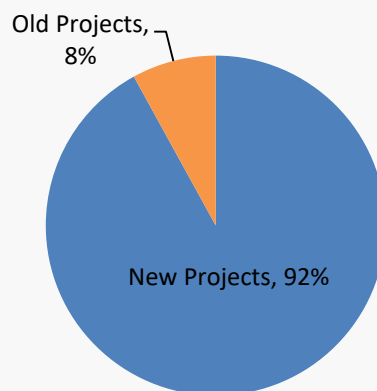
■The Group acquired RMB50.10 billion (including minority interests) new lands with an estimated GFA of 15.26 million sqm for the first month of 2018 in China. The estimated attributable GFA to the owners of the Company in China was approximately 10.65 million sqm, and the total land premium was approximately RMB27.79 billion, the average land price was approximately RMB2,608 per sqm. The breakdown of the estimated attributable GFA or value to the owners of the Company was as follows:

Provinces breakdown of newly acquired lands for the first month of 2018 (By GFA)

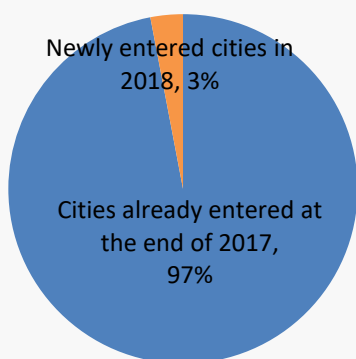


Note : Others* including Zhejiang, Henan, Yunnan, Ningxia, Beijing, Xinjiang, Shanxi, Sichuan, Guizhou

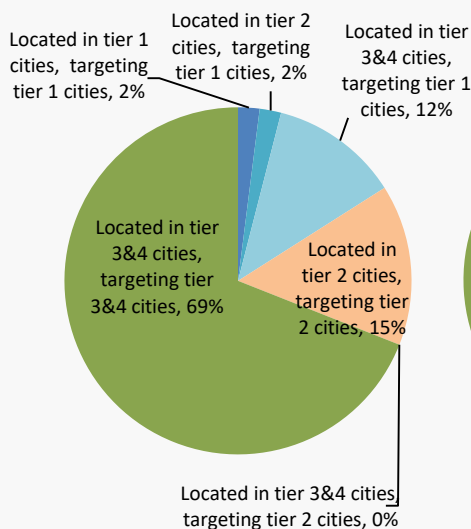
Project type breakdown of newly acquired lands for the first month of 2018 (By GFA)



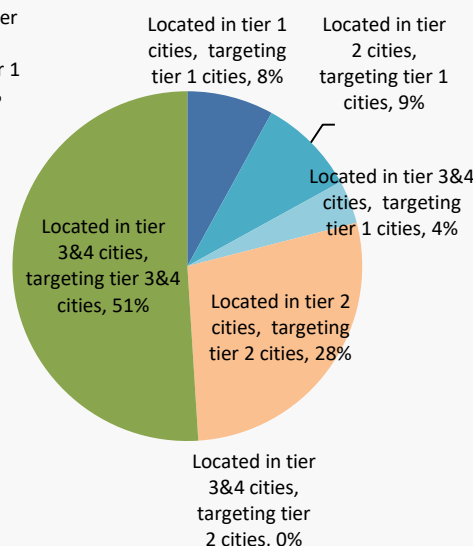
City type breakdown of newly acquired lands for the first month of 2018 (By Value)



Tier cities breakdown of newly acquired lands for the first month of 2018 (By GFA)



Tier cities breakdown of newly acquired lands for the first month of 2018 (By Value)



| Code | Province | Project | City(District) | SiteArea | Expected GFA | LandCost | CGEquity |
|------|-----------|--------------------------------------|-----------------------|----------|--------------|---------------|----------|
| | | | | (sqm) | (sqm) | (RMB Million) | Ratio** |
| 1 | Shandong | Country Garden-Longyoutai* | Yantai (Longkou) | 72,782 | 145,564 | 197 | 51% |
| 2 | Hunan | Country Garden-Yutanfu | Changsha (Ningxiang) | 39,459 | 94,701 | 83 | 65% |
| 3 | Fujian | Country Garden-Boyuefu * | Ningde (Fuan) | 35,353 | 123,734 | 299 | 30% |
| 4 | Guangdong | (To Be Confirmed)* | Yunfu (Yunan) | 122,326 | 428,140 | 174 | 100% |
| 5 | Guangdong | Country Garden-Songhutianzhuang* | Dongguan (Dalingshan) | 132,753 | 398,260 | 4,764 | 52% |
| 6 | Zhejiang | Country Garden-The Mansion* | Ningbo (Yuyao) | 101,440 | 212,010 | 544 | 78% |
| 7 | Guangxi | Yulin Country Garden | Yulin (Yuzhou) | 178,680 | 500,304 | 481 | 100% |
| 8 | Yunnan | Country Garden-Longtengshijia* | Kunming (Wuhua) | 32,013 | 232,417 | 781 | 60% |
| 9 | Shandong | Country Garden-Yanzhoufu* | Jining (Yanzhou) | 92,067 | 193,340 | 202 | 56% |
| 10 | Zhejiang | Country Garden-Duqiaofu* | Taizhou (Lin Hai) | 27,943 | 83,829 | 559 | 100% |
| 11 | Jiangxi | Country Garden-Yanguangcheng Tianxi* | Jiujiang (Lianxi) | 40,248 | 88,545 | 294 | 43% |
| 12 | Fujian | (To Be Confirmed)* | Quanzhou (Yongchun) | 25,633 | 64,083 | 160 | 19% |
| 13 | Guangdong | (To Be Confirmed)* | Zhaoqing (Dinghu) | 43,641 | 122,195 | 395 | 49% |
| 14 | Hunan | (To Be Confirmed)* | Xiangtan (Xiangxiang) | 27,386 | 109,544 | 144 | 100% |
| 15 | Zhejiang | (To Be Confirmed)* | Hangzhou (Linan) | 21,380 | 36,560 | 343 | 51% |
| 16 | Jiangxi | Dingnan Country Garden* | Ganzhou (Dingnan) | 39,450 | 102,569 | 94 | 51% |
| 17 | Jiangsu | Country Garden-Huyuetianjin* | Suzhou (Zhangjiagang) | 47,843 | 71,765 | 847 | 35% |
| 18 | Jiangsu | (To Be Confirmed)* | Yangzhou (Guangling) | 52,581 | 90,965 | 538 | 23% |
| 19 | Jiangxi | Quannan Country Garden* | Ganzhou (Quannan) | 31,260 | 68,772 | 85 | 100% |
| 20 | Beijing | (To Be Confirmed)* | Beijing (Daxing) | 95,947 | 211,083 | 3,700 | 33% |
| 21 | Jiangsu | (To Be Confirmed)* | Suzhou (Taicang) | 66,137 | 132,275 | 1,090 | 25% |
| 22 | Jiangxi | (To Be Confirmed)* | Shangrao (Xinzhou) | 137,008 | 328,820 | 822 | 31% |
| 23 | Qinghai | Country Garden-Yuchuanfu* | Xining (Chengbei) | 196,640 | 444,407 | 1,327 | 87% |
| 24 | Zhejiang | (To Be Confirmed)* | Jiaxing (Haiyan) | 7,053 | 11,285 | 28 | 100% |
| 25 | Jiangxi | Xingguo Country Garden* | Ganzhou (Xingguo) | 55,000 | 121,000 | 222 | 100% |
| 26 | Jiangxi | Anyuan Country Garden* | Ganzhou (Anyuan) | 67,290 | 141,310 | 291 | 100% |
| 27 | Anhui | Country Garden-Jade Bay* | Bozhou (Mengcheng) | 59,427 | 118,853 | 286 | 100% |
| 28 | Jiangsu | Country Garden-Changjiangyin* | Nantong (Haimen) | 100,613 | 201,227 | 1,458 | 30% |
| 29 | Fujian | (To Be Confirmed)* | Fuzhou (Cangshan) | 38,702 | 77,404 | 672 | 100% |
| 30 | Anhui | Country Garden-Jinggongdongfangyue* | Fuyang (Taihe) | 142,313 | 313,089 | 986 | 35% |
| 31 | Anhui | Congyang Country Garden* | Tongling (Congyang) | 81,447 | 146,604 | 125 | 85% |
| 32 | Guangdong | Country Garden-Tianxi Bay* | Heyuan (Longchuan) | 95,600 | 372,840 | 388 | 70% |
| 33 | Fujian | Country Garden-Pucheng Boyuefu* | Nanping (Pucheng) | 69,943 | 167,862 | 285 | 100% |
| 34 | Fujian | (To Be Confirmed)* | Quanzhou (Shishi) | 46,336 | 115,840 | 581 | 94% |
| 35 | Fujian | (To Be Confirmed)* | Quanzhou (Shishi) | 49,159 | 122,898 | 679 | 94% |

| Code | Province | Project | City(District) | SiteArea | Expected GFA | LandCost | CGEquity |
|------|-----------|----------------------------------|-----------------------|----------|--------------|---------------|----------|
| | | | | (sqm) | (sqm) | (RMB Million) | Ratio** |
| 36 | Jiangsu | Country Garden-Phoenix Mansion* | Wuxi (Yixing) | 42,157 | 75,883 | 73 | 100% |
| 37 | Shandong | Country Garden-Jade Mansion* | Zibo (Zhoucun) | 181,880 | 256,451 | 666 | 94% |
| 38 | Shandong | Country Garden-Taoli Dongfang* | Weifang (Kuiwen) | 30,311 | 109,120 | 181 | 100% |
| 39 | Guangdong | Guangzhou Foxconn Tech Town* | Guangzhou (Zengcheng) | 175,598 | 456,555 | 3,910 | 25% |
| 40 | Zhejiang | Country Garden-Tianhui* | Wenzhou (Longwan) | 73,954 | 144,211 | 425 | 50% |
| 41 | Guangdong | (To Be Confirmed)* | Qingyuan (Qingcheng) | 11,694 | 36,016 | 195 | 100% |
| 42 | Jiangxi | (To Be Confirmed)* | Nanchang (Qingyunpu) | 53,975 | 138,177 | 614 | 18% |
| 43 | Shandong | (To Be Confirmed)* | Weifang (Fangzi) | 127,370 | 254,740 | 711 | 100% |
| 44 | Jiangsu | Country Garden-Phoenix Mansion* | Xuzhou (Jiawang) | 158,168 | 316,336 | 190 | 85% |
| 45 | Jiangsu | (To Be Confirmed)* | Huai'an (Jingkaifu) | 60,397 | 150,994 | 321 | 28% |
| 46 | Hubei | Country Garden-Yuejiangshan* | Yichang (Dianjun) | 137,030 | 138,400 | 803 | 44% |
| 47 | Shandong | Country Garden-Zhongfang Tianxi* | Zibo (Zhangdian) | 56,300 | 129,490 | 187 | 94% |
| 48 | Anhui | Country Garden-Central Park* | Suzhou (Dangshan) | 56,613 | 141,532 | 124 | 51% |
| 49 | Jiangsu | (To Be Confirmed)* | Suzhou (Kunshan) | 131,420 | 181,360 | 2,116 | 31% |
| 50 | Anhui | Huoshan Country Garden* | Liu'an (Huoshan) | 73,327 | 131,988 | 170 | 43% |
| 51 | Ningxia | Country Garden-Jiayuli* | Yinchuan (Jinfeng) | 65,740 | 118,332 | 234 | 87% |
| 52 | Guizhou | Country Garden-Chamaguzhen | Guiyang (Qingzhen) | 59,121 | 20,692 | 71 | 51% |
| 53 | Jiangsu | (To Be Confirmed)* | Changzhou (Liyang) | 29,573 | 53,232 | 155 | 28% |
| 54 | Jiangsu | (To Be Confirmed)* | Suzhou (Taicang) | 25,893 | 46,608 | 180 | 49% |
| 55 | Hubei | Country Garden-Jiangshanyue* | Huanggang (Huangmei) | 54,413 | 152,902 | 139 | 44% |
| 56 | Hubei | (To Be Confirmed)* | Jingzhou (Shishou) | 108,024 | 194,444 | 118 | 45% |
| 57 | Henan | (To Be Confirmed)* | Zhengzhou (Jinshui) | 33,237 | 182,804 | 877 | 49% |
| 58 | Zhejiang | (To Be Confirmed)* | Jiaxing (Haiyan) | 19,060 | 34,308 | 83 | 100% |
| 59 | Jiangsu | (To Be Confirmed)* | Changzhou (Xinbei) | 74,298 | 166,428 | 920 | 28% |
| 60 | Jiangsu | (To Be Confirmed)* | Nantong (Chongchuan) | 47,168 | 102,827 | 849 | 14% |
| 61 | Fujian | Country Garden-Joy Bay* | Fuzhou (Mawei) | 46,667 | 116,667 | 393 | 33% |
| 62 | Anhui | Dingyuan Country Garden* | Chuzhou (Dingyuan) | 67,980 | 122,364 | 199 | 49% |
| 63 | Hunan | (To Be Confirmed)* | Hengyang (Leiyang) | 66,144 | 132,288 | 84 | 70% |
| 64 | Anhui | Langxi Country Garden* | Xuancheng (Langxi) | 42,549 | 85,098 | 176 | 66% |
| 65 | Anhui | Langxi Country Garden* | Xuancheng (Langxi) | 54,816 | 109,632 | 258 | 58% |
| 66 | Guangdong | (To Be Confirmed)* | Huizhou (Dayawan) | 50,171 | 165,063 | 197 | 90% |
| 67 | Jiangsu | Country Garden-Yunyueheshan* | Nantong (Tongzhou) | 66,710 | 100,065 | 354 | 18% |
| 68 | Guangdong | (To Be Confirmed)* | Yunfu (Xinxing) | 112,669 | 360,539 | 783 | 100% |
| 69 | Xinjiang | Country Garden-Xinfuyinji* | Wulumuqi (Xinshi) | 20,984 | 62,952 | 244 | 87% |
| 70 | Guangxi | Lingshan Country Garden* | Qinzhou (Lingshan) | 90,867 | 136,300 | 74 | 85% |

| Code | Province | Project | City(District) | SiteArea | Expected GFA | LandCost | CGEquity |
|----------------------|-----------|--------------------------------|------------------------|------------------|-------------------|---------------|----------|
| | | | | (sqm) | (sqm) | (RMB Million) | Ratio** |
| 71 | Jiangsu | (To Be Confirmed)* | Xuzhou (Huining) | 85,977 | 171,955 | 400 | 85% |
| 72 | Hubei | Xiaogan Country Garden | Xiaogan (Xiaonan) | 83,225 | 233,030 | 578 | 46% |
| 73 | Henan | Yiyang Country Garden* | Luoyang (Yiyang) | 63,173 | 126,978 | 57 | 100% |
| 74 | Anhui | Country Garden-Jiayu* | Anqing (Tongcheng) | 71,084 | 177,710 | 278 | 100% |
| 75 | Anhui | Country Garden-Jiayu* | Anqing (Tongcheng) | 62,000 | 155,000 | 233 | 100% |
| 76 | Anhui | Country Garden-Lotus Lakeside* | Chizhou (Qingyang) | 65,793 | 118,428 | 223 | 100% |
| 77 | Guangdong | Country Garden-Phoenix Hill | Heyuan (Yuancheng) | 92,915 | 167,246 | 323 | 100% |
| 78 | Guangdong | (To Be Confirmed)* | Zhongshan (Gangkou) | 77,534 | 221,746 | 1,329 | 32% |
| 79 | Hubei | Yichang Country Garden* | Xiangyang (Yicheng) | 46,667 | 116,667 | 105 | 51% |
| 80 | Anhui | Luyang Country Garden* | Hefei (Luyang) | 106,360 | 212,720 | 1,930 | 100% |
| 81 | Anhui | Huainan Country Garden* | Huainan (Shannanxinqu) | 156,953 | 312,337 | 715 | 100% |
| 82 | Shanxi | Guangling Country Garden* | Datong (Guangling) | 36,493 | 54,740 | 33 | 100% |
| 83 | Guangdong | Country Garden-Handongfu* | Chaozhou (Xiangqiao) | 28,946 | 115,785 | 171 | 70% |
| 84 | Henan | (To Be Confirmed)* | Anyang (Anyang) | 63,460 | 158,650 | 305 | 100% |
| 85 | Jiangsu | (To Be Confirmed)* | Suzhou (Kunshan) | 36,747 | 66,144 | 829 | 15% |
| 86 | Hubei | (To Be Confirmed)* | Huanggang (Huangzhou) | 65,580 | 177,066 | 357 | 30% |
| 87 | Hunan | (To Be Confirmed)* | Yueyang (Xiangyin) | 64,752 | 226,633 | 315 | 100% |
| 88 | Sichuan | Country Garden-Sunshine Valley | Chengdong (Qionglai) | 19,037 | 57,112 | 97 | 20% |
| 89 | Guangdong | CISCO Tech Town* | Huizhou (Zhongkai) | 110,145 | 278,666 | 301 | 100% |
| 90 | Guangdong | CISCO Tech Town* | Huizhou (Zhongkai) | 268,228 | 693,153 | 501 | 100% |
| 91 | Guangdong | CISCO Tech Town* | Huizhou (Zhongkai) | 29,252 | 102,382 | 17 | 100% |
| Total | | - | | 6,613,454 | 15,263,036 | 50,095 | - |
| Jan sub-total | | - | | 6,613,454 | 15,263,036 | 50,095 | - |

*New projects in 2018

**CG's project level equity stake may subject to change due to the implementation of the partnership scheme, under which CG's senior management teams from both HQ and project level are required to take no more than 15% of equity of all the projects acquired after October 2014.