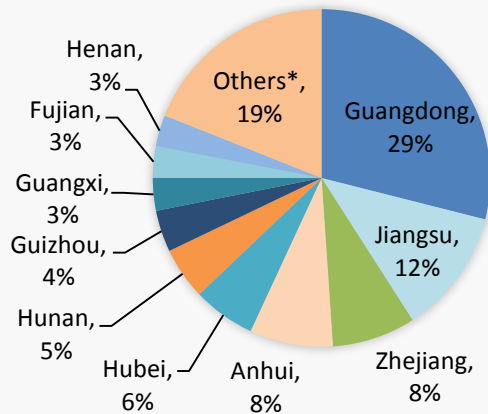


Country Garden Holdings Company Limited (“Country Garden” or the “Company”) together with its subsidiaries, (collectively, the “Group”) (stock code: 2007) is one of China’s leading integrated property developers and a constituent stock of Hang Seng Index. The Group became a constituent stock of MSCI Global Standard Indices on 1 September 2007, Hang Seng Composite Index and Hang Seng Mainland 100 on 10 September 2007, FTSE China 50 Index on 14 September 2016, Hang Seng China (Hong Kong-listed) 25 Index on 12 June 2017, and Hang Seng China 50 Index on 5 March 2018.

Contracted Sales

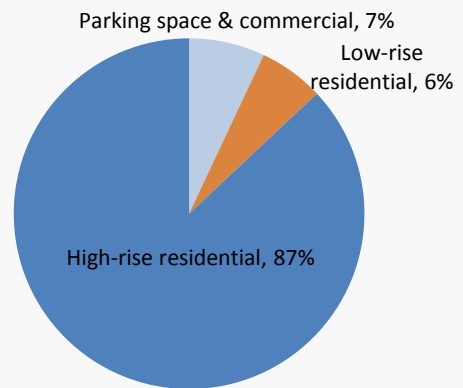
■ For the first 2 month of 2018, the Group, together with its joint ventures and associates, achieved contracted sales of approximately RMB123.84 billion with contracted sales GFA of approximately 13.62 million square meters (“sqm”).

Geographical breakdown of contracted sales for the first 2 month of 2018 (By Value)



Note : Others* including Hainan, Shanghai, Jiangxi, Shanxi, Hebei, Shandong, Sichuan, Chongqing, Gansu, Malaysia, Yunnan, Liaoning, Inner Mongolia, Qinghai, Tianjin, Shanxi, Heilongjiang, Ningxia, Beijing, Jilin, Thailand and Australia.

Product type breakdown of contracted sales for the first 2 month of 2018 (By Value)

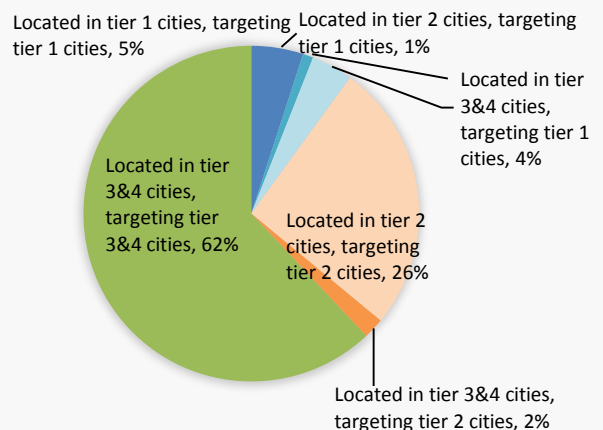


City type breakdown of onshore contracted sales for the first 2 month of 2018 (By Value)

Cities with sales started from 2018, 0%

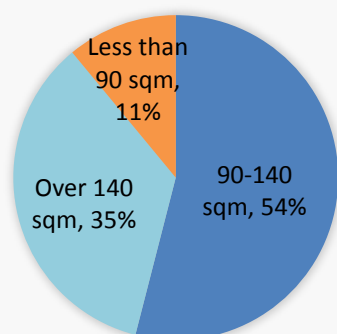


Domestic tier of cities breakdown of contracted sales for the first 2 month of 2018 (By Value)

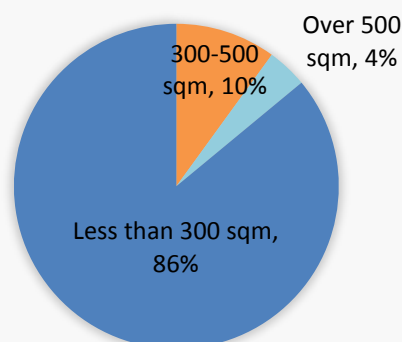


Contracted Sales (Cont'd)

Unit size breakdown of contracted sales of high-rise residential products for the first 2 month of 2018 (By Value)



Unit size breakdown of contracted sales of low-rise residential products for the first 2 month of 2018 (By Value)



■ Top ten cities where the Group, together with its joint ventures and associates, achieved the highest contracted sales for the first 2 month of 2018 were as follows; the aggregated contracted sales amount in these 10 cities was approximately RMB33.63 billion, accounting for approximately 27.2% of the Group together with its joint ventures and associates' total contracted sales.

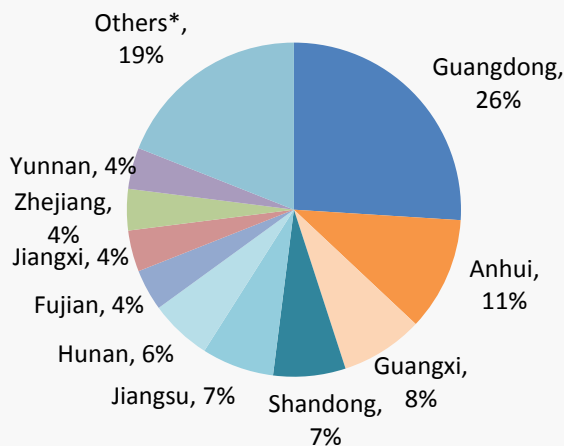
Cities (By Location)	Contracted Sales (RMB Billion)	Contracted Sales GFA ('000 sqm)	Contracted Sales ASP (RMB per sqm)
Guangdong-Huizhou	7.6	595	12,756
Jiangsu-Nantong	3.8	326	11,690
Guangdong-Zhanjiang	3.1	382	8,047
Shanghai	3.1	94	32,673
Jiangsu-Suzhou	3.0	262	11,556
Guangdong-Shanwei	3.0	383	7,884
Zhejiang – Wenzhou	3.0	201	14,742
Guizhou - Guiyang	2.7	270	10,087
Guangdong - Guangzhou	2.2	106	21,104
Shanxi – Xi'an	2.1	202	10,502



New Land Acquisitions in China

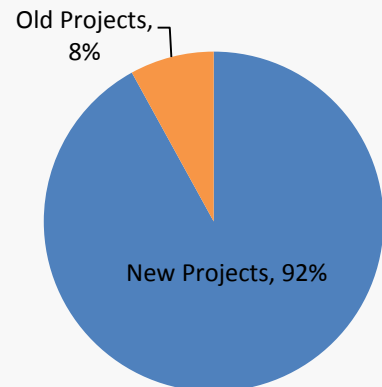
■The Group acquired RMB76.31 billion (including minority interests) new lands with an estimated GFA of 26.03 million sqm for the first 2 month of 2018 in China. The estimated attributable GFA to the owners of the Company in China was approximately 17.99 million sqm, and the total land premium was approximately RMB42.11 billion, the average land price was approximately RMB2,341.20 per sqm. The breakdown of the estimated attributable GFA or value to the owners of the Company was as follows:

Provinces breakdown of newly acquired lands for the first 2 month of 2018 (By GFA)

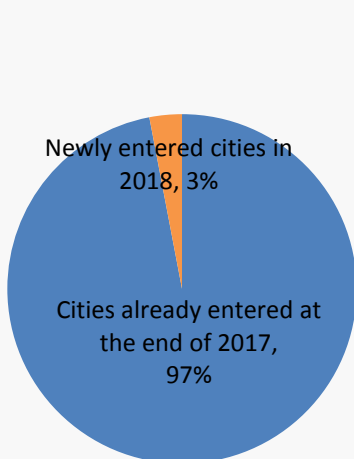


Note : Others* including Henan, Qinghai, Hebei, Hubei, Shanxi, Shanxi, Sichuan, Guizhou, Ningxia, Beijing, Xinjiang, Gansu

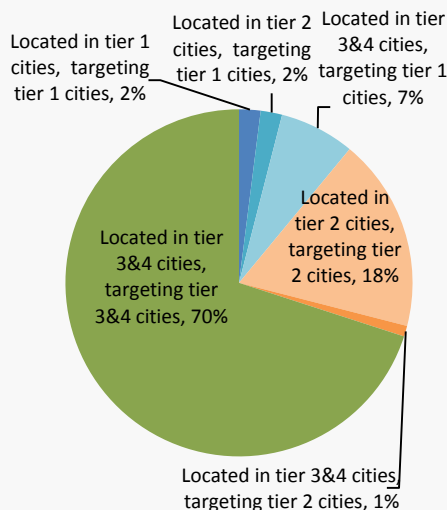
Project type breakdown of newly acquired lands for the first 2 month of 2018 (By GFA)



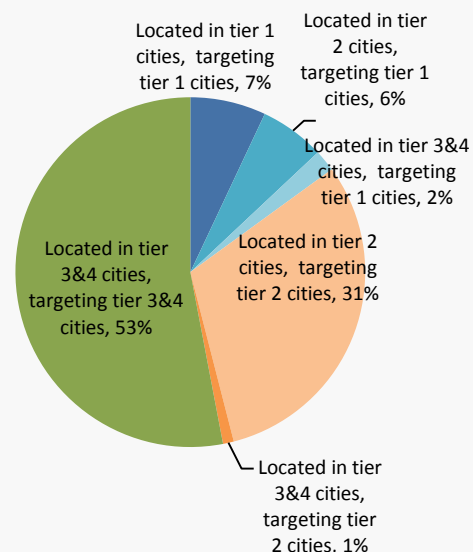
City type breakdown of newly acquired lands for the first 2 month of 2018 (By Value)



Tier cities breakdown of newly acquired lands for the first 2 month of 2018 (By GFA)



Tier cities breakdown of newly acquired lands for the first 2 month of 2018 (By Value)



Code	Province	Project	City(District)	SiteArea	Expected GFA	LandCost	CGEquity
				(sqm)	(sqm)	(RMB Million)	Ratio**
1	Shandong	Country Garden-Longyoutai*	Yantai(Longkou)	72,782	145,564	197	51%
2	Hunan	Country Garden-Yutanfu	Changsha(Ningxiang)	39,459	94,701	83	65%
3	Fujian	Country Garden-Boyuefu *	Ningde(Fuan)	35,353	123,734	299	30%
4	Guangdong	(To Be Confirmed)*	Yunfu(Yunan)	122,326	428,140	174	100%
5	Guangdong	Country Garden-Songhutianzhan*	Dongguan(Dalingshan)	132,753	398,260	4,764	52%
6	Zhejiang	Country Garden-The Mansion*	Ningbo(Yuyao)	101,440	212,010	544	78%
7	Guangxi	Yulin Country Garden	Yulin(Yuzhou)	178,680	500,304	481	100%
8	Yunnan	Country Garden-Longtengshijia*	Kunming(Wuhua)	32,013	232,417	781	60%
9	Shandong	Country Garden-Yanzhoufu*	Jining(Yanzhou)	92,067	193,340	202	56%
10	Zhejiang	Country Garden-Duqiaofu*	Taizhou(Linhai)	27,943	83,829	559	100%
11	Jiangxi	Country Garden-Yangguangcheng Tianxi*	Jiujiang(Lianxi)	40,248	88,545	294	43%
12	Fujian	(To Be Confirmed)*	Quanzhou(Yongchun)	25,633	64,083	160	19%
13	Guangdong	(To Be Confirmed)*	Zhaoqing(Dinghu)	43,641	122,195	395	49%
14	Hunan	(To Be Confirmed)*	Xiangtan(Xiangxiang)	27,386	109,544	144	100%
15	Zhejiang	(To Be Confirmed)*	Hangzhou(Linan)	21,380	36,560	343	51%
16	Jiangxi	Dingnan Country Garden*	Ganzhou(Dingnan)	39,450	102,569	94	51%
17	Jiangsu	Country Garden-Huyuetianjin*	Suzhou(Zhangjiagang)	47,843	71,765	847	35%
18	Jiangsu	(To Be Confirmed)*	Yangzhou(Guangling)	52,581	90,965	538	23%
19	Jiangxi	Quannan Country Garden*	Ganzhou(Quannan)	31,260	68,772	85	100%
20	Beijing	(To Be Confirmed)*	Beijing(Daxing)	95,947	211,083	3,700	33%
21	Jiangsu	(To Be Confirmed)*	Suzhou(Taicang)	66,137	132,275	1,090	25%
22	Jiangxi	(To Be Confirmed)*	Shangrao(Xinzhou)	137,008	328,820	822	31%
23	Qinghai	Country Garden-Yuchuanfu*	Xining(Chengbei)	196,640	444,407	1,327	87%
24	Zhejiang	(To Be Confirmed)*	Jiaxing(Haiyan)	7,053	11,285	28	100%
25	Jiangxi	Xingguo Country Garden*	Ganzhou(Xingguo)	55,000	121,000	222	100%
26	Jiangxi	Anyuan Country Garden*	Ganzhou(Anyuan)	67,290	141,310	291	100%
27	Anhui	Country Garden-Jade Bay*	Bozhou(Mengcheng)	59,427	118,853	286	100%
28	Jiangsu	Country Garden-Changjiangyin*	Nantong(Haimen)	100,613	201,227	1,458	30%
29	Fujian	(To Be Confirmed)*	Fuzhou(Cangshan)	38,702	77,404	672	100%
30	Anhui	Country Garden-Jinggongdongfangyue*	Fuyang(Taihe)	142,313	313,089	986	35%
31	Anhui	Congyang Country Garden*	Tongling(Congyang)	81,447	146,604	125	85%
32	Guangdong	Country Garden-Tianxi Bay*	Heyuan(Longchuan)	95,600	372,840	388	70%
33	Fujian	Country Garden-Pucheng Boyuefu*	Nanping(Pucheng)	69,943	167,862	285	100%
34	Fujian	(To Be Confirmed)*	Quanzhou(Shishi)	46,336	115,840	581	94%
35	Fujian	(To Be Confirmed)*	Quanzhou(Shishi)	49,159	122,898	679	94%

Code	Province	Project	City(District)	SiteArea	Expected GFA	LandCost	CGEquity
				(sqm)	(sqm)	(RMB Million)	Ratio**
36	Jiangsu	Country Garden-Phoenix Mansion*	Wuxi(Yixing)	42,157	75,883	73	100%
37	Shandong	Country Garden-Jade Mansion*	Zibo(Zhoucun)	181,880	256,451	666	94%
38	Shandong	Country Garden-Taoli Dongfang*	Weifang(Kuiwen)	30,311	109,120	181	100%
39	Guangdong	Guangzhou Foxconn Tech Town*	Guangzhou(Zhengcheng)	175,598	456,555	3,910	25%
40	Zhejiang	Country Garden-Tianhui*	Wenzhou(Longwan)	73,954	144,211	425	50%
41	Guangdong	(To Be Confirmed)*	Qingyuan(Qingcheng)	11,694	36,016	195	100%
42	Jiangxi	(To Be Confirmed)*	Nanchang(Qingyunpu)	53,975	138,177	614	18%
43	Shandong	(To Be Confirmed)*	Weifang(Fangzi)	127,370	254,740	711	100%
44	Jiangsu	Country Garden-Phoenix Mansion*	Xuzhou(Jiawang)	158,168	316,336	190	85%
45	Jiangsu	(To Be Confirmed)*	Huaian(Jingkaiqu)	60,397	150,994	321	28%
46	Hubei	Country Garden-Yuejiangshan*	Yichang(Dianjun)	137,030	138,400	803	44%
47	Shandong	Country Garden-Zhongfang Tianxi*	Zibo(Zhangdian)	56,300	129,490	187	94%
48	Anhui	Country Garden-Central Park*	Suzhou(Dangshan)	56,613	141,532	124	51%
49	Jiangsu	(To Be Confirmed)*	Suzhou(Kunshan)	131,420	181,360	2,116	31%
50	Anhui	Huoshan Country Garden*	Liu'an(Huoshan)	73,327	131,988	170	43%
51	Ningxia	Country Garden-Jiayuli*	Yinchuan(Jinfeng)	65,740	118,332	234	87%
52	Guizhou	Country Garden-Chamaguzhen	Guiyang(Qingzhen)	59,121	20,692	71	51%
53	Jiangsu	(To Be Confirmed)*	Changzhou(Liyang)	29,573	53,232	155	28%
54	Jiangsu	(To Be Confirmed)*	Suzhou(Taicang)	25,893	46,608	180	49%
55	Hubei	Country Garden-Jiangshanyue*	Huanggang(Huangmei)	54,413	152,902	139	44%
56	Hubei	(To Be Confirmed)*	Jingzhou(Shishou)	108,024	194,444	118	45%
57	Henan	(To Be Confirmed)*	Zhengzhou(Jinshui)	33,237	182,804	877	49%
58	Zhejiang	(To Be Confirmed)*	Jiaxing(Haiyan)	19,060	34,308	83	100%
59	Jiangsu	(To Be Confirmed)*	Changzhou(Xinbei)	74,298	166,428	920	28%
60	Jiangsu	(To Be Confirmed)*	Nantong(Chongchuan)	47,168	102,827	849	14%
61	Fujian	Country Garden-Joy Bay*	Fuzhou(Mawei)	46,667	116,667	393	33%
62	Anhui	Dingyuan Country Garden*	Chuzhou(Dingyuan)	67,980	122,364	199	49%
63	Hunan	(To Be Confirmed)*	Hengyang(Leiyang)	66,144	132,288	84	70%
64	Anhui	Langxi Country Garden*	Xuancheng(Langxi)	42,549	85,098	176	66%
65	Anhui	Langxi Country Garden*	Xuancheng(Langxi)	54,816	109,632	258	58%
66	Guangdong	(To Be Confirmed)*	Huizhou(Dayawan)	50,171	165,063	197	90%
67	Jiangsu	Country Garden-Yunyueheshan*	Nantong(Tongzhou)	66,710	100,065	354	18%
68	Guangdong	(To Be Confirmed)*	Yunfu(Xinxing)	112,669	360,539	783	100%
69	Xinjiang	Country Garden-Xinfuyinji*	Wulumuqi(Xinshi)	20,984	62,952	244	87%
70	Guangxi	Lingshan Country Garden*	Qinzhou(Lingshan)	90,867	136,300	74	85%

Code	Province	Project	City(District)	SiteArea	Expected GFA	LandCost	CGEquity
				(sqm)	(sqm)	(RMB Million)	Ratio**
71	Jiangsu	(To Be Confirmed)*	Xuzhou(Huining)	85,977	171,955	400	85%
72	Hubei	Xiaogan Country Garden	Xiaogan(Xiaonan)	83,225	233,030	578	46%
73	Henan	Yiyang Country Garden*	Luoyang(Yiyang)	63,173	126,978	57	100%
74	Anhui	Country Garden-Jiayu*	Anqing(Tongcheng)	71,084	177,710	278	100%
75	Anhui	Country Garden-Jiayu*	Anqing(Tongcheng)	62,000	155,000	233	100%
76	Anhui	Country Garden-Lotus Lakeside*	Chizhou(Qingyang)	65,793	118,428	223	100%
77	Guangdong	Country Garden-Phoenix Hill	Heyuan(Yuancheng)	92,915	167,246	323	100%
78	Guangdong	(To Be Confirmed)*	Zhongshan(Gangkou)	77,534	221,746	1,329	32%
79	Hubei	Yicheng Country Garden*	Xiangyang(Yicheng)	46,667	116,667	105	51%
80	Anhui	Luyang Country Garden*	Hefei(Luyang)	106,360	212,720	1,930	100%
81	Anhui	Huainan Country Garden*	Huainan(Shannanxinqu)	156,953	312,337	715	100%
82	Shanxi	Guangling Country Garden*	Datong(Guangling)	36,493	54,740	33	100%
83	Guangdong	Country Garden-Handongfu*	Chaozhou(Xiangqiao)	28,946	115,785	171	70%
84	Henan	(To Be Confirmed)*	Anyang(Anyang)	63,460	158,650	305	100%
85	Jiangsu	(To Be Confirmed)*	Suzhou(Kunshan)	36,747	66,144	829	15%
86	Hubei	(To Be Confirmed)*	Huanggang(Huangzhou)	65,580	177,066	357	30%
87	Hunan	(To Be Confirmed)*	Yueyang(Xiangyin)	64,752	226,633	315	100%
88	Sichuan	Country Garden-Sunshine Valley	Chengdong(Qionglai)	19,037	57,112	97	20%
89	Guangdong	CISCO Tech Town*	Huizhou(Zhongkai)	110,145	278,666	301	100%
90	Guangdong	CISCO Tech Town*	Huizhou(Zhongkai)	268,228	693,153	501	100%
91	Guangdong	CISCO Tech Town*	Huizhou(Zhongkai)	29,252	102,382	17	100%
92	Guangxi	Nanning Country Garden - Tianyue Bay	Nanning(Yongning)	19,207	86,430	189	68%
93	Jiangsu	Nantong Jiaqiman	Nantong(Chongchuan)	134,060	209,134	1,244	30%
94	Fujian	Pinghe Country Garden - JinlvTianyue	Zhangzhou(Pinghe)	60,842	149,672	92	43%
95	Shanxi	Datong Country Garden	Datong(Yudong)	110,860	177,376	385	51%
96	Guangxi	Qinzhou Country Garden - Tianxi Bay	Qinzhou(Qinbei)	54,399	217,598	114	85%
97	Shandong	Dongying Country Garden - Tianxi	Dongying(Dongying)	82,153	123,230	203	90%
98	Guangdong	Hongmei Country Garden - Tianyu Bay	Dongguan(Hongmei)	36,309	108,926	200	30%
99	Anhui	Dangtu Country Garden - Binjiang Family	Ma'anshan(Dangtu)	63,456	120,567	166	85%
100	Hebei	Hengshui Country Garden - Park No.1	Hengshui(Taocheng)	123,385	518,217	1,070	100%
101	Fujian	Fu'an Country Garden - Tianyue	Ningde(Fuan)	19,097	57,291	113	41%
102	Guangdong	Yunan Country Garden - Xijiang Residence	Yunfu(Yunan)	122,326	428,140	174	100%
103	Zhejiang	Yuyao Country Garden - Mingdi	Ningbo(Yuyao)	101,440	212,010	544	78%
104	Guangxi	Yulin Country Garden - Phoenix City	Yulin(Yuzhou)	178,680	500,304	484	100%
105	Guangdong	(To Be confirmed)*	Zhaoqing(Gaoyao)	59,876	209,565	595	100%

Code	Province	Project	City(District)	SiteArea	Expected GFA	LandCost	CGEquity
				(sqm)	(sqm)	(RMB Million)	Ratio**
106	Guangdong	Humen Country Garden - No.1 Centre	Dongguan(Fumen)	6,943	24,647	183	70%
107	Guangdong	Country Garden - Yangshan Shoufu	Qingyuan(Yangshan)	6,287	37,720	74	77%
108	Jiangxi	(To Be Confirmed)*	Jian(Jizhou)	78,938	148,404	776	45%
109	Zhejiang	(To Be Confirmed)*	Jiaxing(Tongxiang)	4,380	10,512	23	25%
110	Anhui	Fengtai Country Garden	Huainan(Fengtai)	33,887	67,773	81	68%
111	Anhui	Fengtai Country Garden	Huainan(Fengtai)	34,393	85,981	84	68%
112	Guizhou	(To Be Confirmed)*	Guiyang(Qingzhen)	81,388	203,469	292	51%
113	Jiangsu	(To Be Confirmed)*	Wuxi(Jiangyin)	161,814	323,628	1,945	92%
114	Jiangsu	Binhai Country Garden	Yancheng(Binhai)	18,274	40,203	104	85%
115	Jiangsu	(To Be Confirmed)*	Nantong(Haimen)	91,789	183,578	1,327	28%
116	Jiangsu	Nantong Fengdan Mingyue	Nantong(Sutong Park District)	115,500	184,800	611	12%
117	Jiangxi	(To Be Confirmed)*	Ganzhou(Ganxian)	51,193	122,864	498	50%
118	Guangdong	Jieshi Peninsula Country Garden	Shanwei(Lufeng)	199,580	598,740	499	80%
119	Guangdong	Lufeng Country Garden Tianxi Bay	Shanwei(Lufeng)	54,527	163,580	191	80%
120	Guangdong	Lufeng Country Garden Lucheng No.1	Shanwei(Lufeng)	84,732	254,195	500	67%
121	Guangdong	Nanao Country Garden Yunhai	Shantou(Nanao)	64,613	158,949	422	60%
122	Zhejiang	Wenzhou Country Garden Xijiang Yue	Wenzhou(Ouhai)	55,020	156,807	1,681	15%
123	Zhejiang	(To Be Confirmed)*	Ningbo(Cixi)	36,332	72,664	79	20%
124	Zhejiang	Cicheng Jinmao Villa	Ningbo(Jiangbei)	89,153	160,476	804	28%
125	Shandong	Wendeng Country Garden Junyue Mansion	Weihai(Wendeng)	47,417	109,059	85	100%
126	Shandong	Wendeng Country Garden Junyue Mansion	Weihai(Wendeng)	40,895	94,059	127	100%
127	Shanxi	Weinan Country Garden Family	Weinan(Huazhou)	97,767	196,511	81	100%
128	Shanxi	Linfen Country Garden	Linfen(Yaodu)	98,167	285,666	244	80%
129	Hunan	Liuyang Country Garden Tianhui	Changsha(Liuyang)	17,839	71,356	144	100%
130	Hunan	(To Be Confirmed)*	Changde(Lixian)	182,822	511,901	502	100%
131	Hunan	(To Be Confirmed)*	Yiyang(Heshan)	95,947	239,868	575	30%
132	Shanxi	(To Be Confirmed)*	Xian(Weiyang)	46,600	93,200	482	100%
133	Henan	Anyang Country Garden Xiyue	Anyang(Anyang)	50,813	127,033	244	90%
134	Gansu	Linxia Country Garden Metropolitan	Linxia(Linxia)	17,600	52,800	30	51%
135	Fujian	(To Be Confirmed)*	Fuzhou(Lianjiang)	22,190	33,285	111	26%
136	Anhui	Xuancheng Tongxi Garden - Golden Times	Xuancheng(Xuanzhou)	200,827	494,034	1,386	18%
137	Jiangsu	Baohua Country Garden - Jade Mansion	Zhenjiang(Jurong)	52,384	134,103	791	34%
138	Zhejiang	Tongxiang Country Garden - Chongde Mansion	Jiaxing(Tongxiang)	62,761	150,627	485	20%
139	Guangdong	Guangzhou Foxconn Tech Town	Guangzhou(Zengcheng)	101,047	246,554	2,062	25%
140	Zhejiang	(To Be Confirmed)*	Jiaxing(Xiuzhou)	7,340	12,478	38	100%

Code	Province	Project	City(District)	SiteArea	Expected GFA	LandCost	CGEquity
				(sqm)	(sqm)	(RMB Million)	Ratio**
141	Guangxi	Shangsi Country Garden	Fangchenggang(Shangsi)	68,220	170,550	62	100%
142	Jiangxi	Nanchang Country Garden - Aero City	Nanchang(Gaoxin)	27,980	50,364	147	33%
143	Henan	Anyang Country Garden Xiyue	Puyang(Puyang)	34,835	87,088	73	90%
144	Sichuan	Chengdu Country Garden - Qinyunli	Chengdu(High-tech District)	43,067	151,164	666	80%
145	Henan	Anyang Country Garden Xiyue	Anyang(Anyang)	46,147	115,367	222	90%
146	Qinghai	Haidong Country Garden	Haidong(Ledu)	79,307	174,475	137	100%
147	Yunan	Kunming Country Garden Northern City Image	Kunming(Panlong)	189,600	893,016	1,334	60%
148	Guangxi	(To Be Confirmed)*	Guilin(Diecai)	16,133	29,040	140	100%
149	Fujian	Fu'an Country Garden - Boyue Mansion	Ningde(Fuan)	35,353	123,734	299	30%
Total		-		10,731,344	26,027,825	76,308	
Feb sub-total		-		4,117,890	10,764,783	26,213	

*New projects in 2018

**CG's project level equity stake may subject to change due to the implementation of the partnership scheme, under which CG's senior management teams from both HQ and project level are required to take no more than 15% of equity of all the projects acquired after October 2014.