

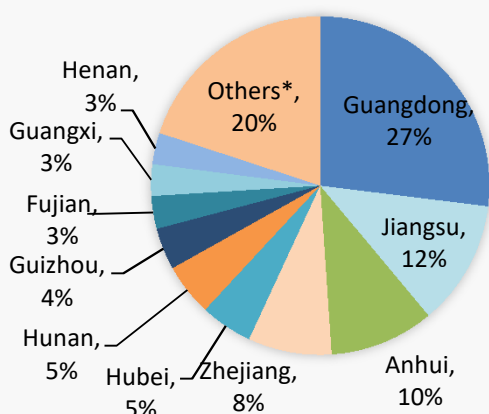


Country Garden Holdings Company Limited (“Country Garden” or the “Company”) together with its subsidiaries, (collectively, the “Group”) (stock code: 2007) is one of China’s leading integrated property developers and a constituent stock of Hang Seng Index. The Group became a constituent stock of MSCI Global Standard Indices on 1 September 2007, Hang Seng Composite Index and Hang Seng Mainland 100 on 10 September 2007, FTSE China 50 Index on 14 September 2016, Hang Seng China (Hong Kong-listed) 25 Index on 12 June 2017, and Hang Seng China 50 Index on 5 March 2018.

Contracted Sales

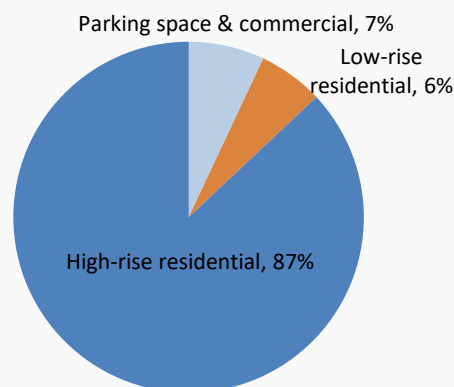
■ For the first 3 month of 2018, the Group, together with its joint ventures and associates, achieved contracted sales of approximately RMB 187.97 billion with contracted sales GFA of approximately 20.39 million square meters (“sqm”).

Geographical breakdown of contracted sales for the first 3 month of 2018 (By Value)

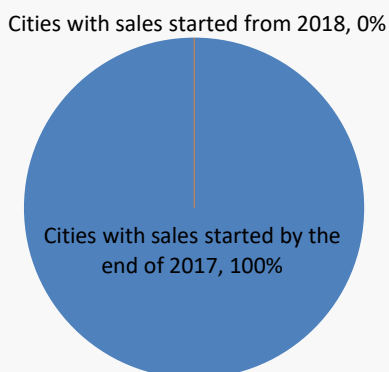


Note : Others* including Hainan, Shanghai, Jiangxi, Shaanxi, Hebei, Shandong, Sichuan, Chongqing, Gansu, Malaysia, Yunnan, Liaoning, Inner Mongolia, Qinghai, Tianjin, Shanxi, Heilongjiang, Beijing, Ningxia, Jilin, Thailand and Australia.

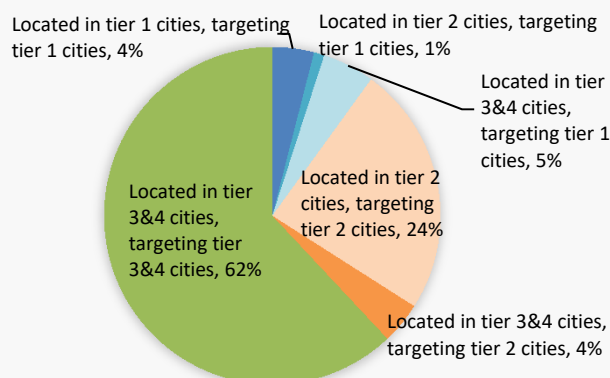
Product type breakdown of contracted sales for the first 3 month of 2018 (By Value)



City type breakdown of onshore contracted sales for the first 3 month of 2018 (By Value)

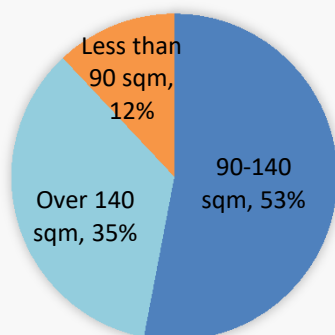


Domestic tier of cities breakdown of contracted sales for the first 3 month of 2018 (By Value)

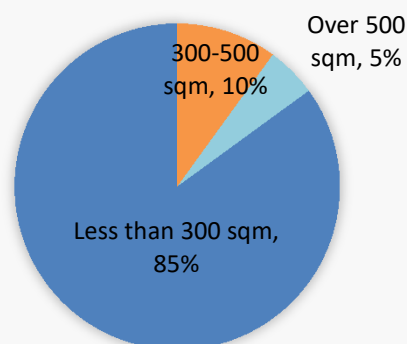


Contracted Sales (Cont'd)

Unit size breakdown of contracted sales of high-rise residential products for the first 3 month of 2018 (By Value)



Unit size breakdown of contracted sales of low-rise residential products for the first 3 month of 2018 (By Value)



■ Top ten cities where the Group, together with its joint ventures and associates, achieved the highest contracted sales for the first 3 month of 2018 were as follows; the aggregated contracted sales amount in these 10 cities was approximately RMB 49.08 billion, accounting for approximately 26.1% of the Group together with its joint ventures and associates' total contracted sales.

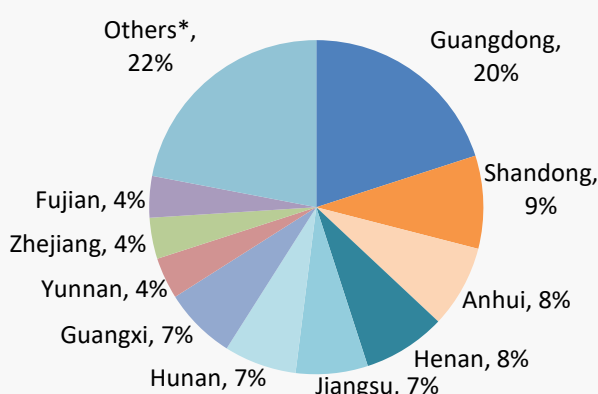
Cities (By Location)	Contracted Sales (RMB Billion)	Contracted Sales GFA ('000 sqm)	Contracted Sales ASP (RMB per sqm)
Guangdong-Huizhou	11.9	928	12,869
Jiangsu-Nantong	5.9	502	11,802
Guangdong-Zhanjiang	4.5	564	8,034
Zhejiang-Wenzhou	4.3	281	15,201
Guangdong-Foshan	4.0	310	12,992
Guangdong-Dongguan	4.0	232	17,371
Guizhou-Guiyang	3.8	384	9,903
Anhui-Chuzhou	3.7	563	6,654
Shanxi-Xi'an	3.4	321	10,603
Guangdong-Guangzhou	3.4	164	20,766



New Land Acquisitions in China

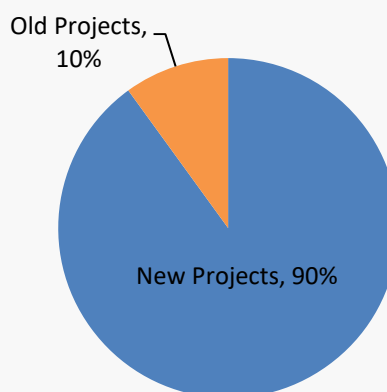
■The Group acquired RMB107.46 billion (including minority interests) new lands with an estimated GFA of 38.69 million sqm for the first 3 month of 2018 in China. The estimated attributable GFA to the owners of the Company in China was approximately 26.19 million sqm, and the total land premium was approximately RMB60.53 billion, the average land price was approximately RMB2,311.3 per sqm. The breakdown of the estimated attributable GFA or value to the owners of the Company was as follows:

Provinces breakdown of newly acquired lands for the first 3 month of 2018 (By GFA)

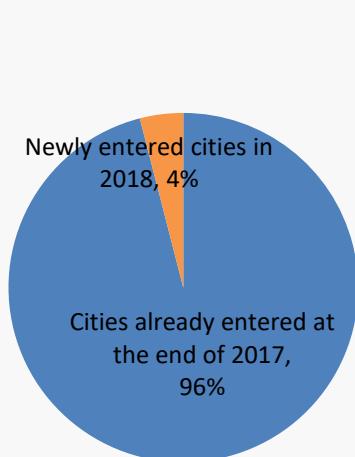


Note : Others* including Henan, Qinghai, Hebei, Hubei, Shanxi, Shaanxi, Sichuan, Guizhou, Ningxia, Beijing, Xinjiang, Gansu

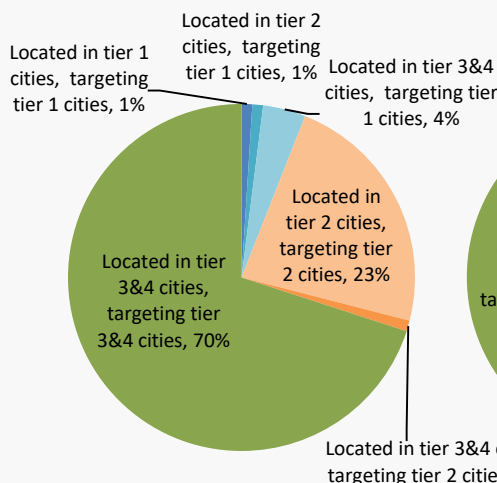
Project type breakdown of newly acquired lands for the first 3 month of 2018 (By GFA)



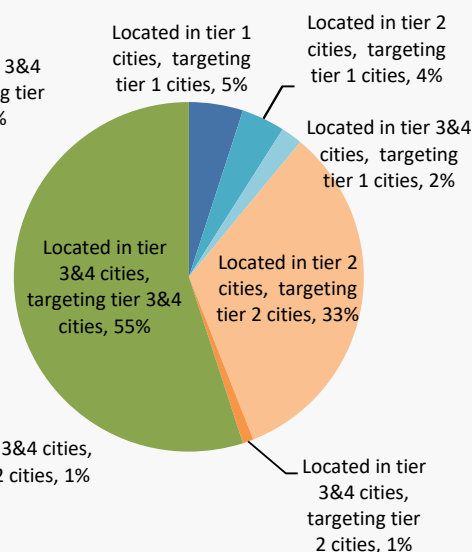
City type breakdown of newly acquired lands for the first 3 month of 2018 (By Value)



Tier cities breakdown of newly acquired lands for the first 3 month of 2018 (By GFA)



Tier cities breakdown of newly acquired lands for the first 3 month of 2018 (By Value)



Code	Province	Project	City(District)	SiteArea	Expected GFA	LandCost	CGEquity
				(sqm)	(sqm)	(RMB Million)	Ratio**
1	Shandong	Country Garden-Longyoutai*	Yantai(Longkou)	72,782	145,564	197	51%
2	Hunan	Country Garden-Yutanfu	Changsha(Ningxiang)	39,459	94,701	83	65%
3	Fujian	Country Garden-Boyuefu *	Ningde(Fuan)	35,353	123,734	299	30%
4	Guangdong	(To Be Confirmed)*	Yunfu(Yunan)	122,326	428,140	174	100%
5	Guangdong	Country Garden-Songhutianzhan*	Dongguan(Dalingshan)	132,753	398,260	4,764	52%
6	Zhejiang	Country Garden-The Mansion*	Ningbo(Yuyao)	101,440	212,010	544	78%
7	Guangxi	Yulin Country Garden	Yulin(Yuzhou)	178,680	500,304	481	100%
8	Yunnan	Country Garden-Longtengshijia*	Kunming(Wuhua)	32,013	232,417	781	60%
9	Shandong	Country Garden-Yanzhoufu*	Jining(Yanzhou)	92,067	193,340	202	56%
10	Zhejiang	Country Garden-Duqiaofu*	Taizhou(Linhai)	27,943	83,829	559	100%
11	Jiangxi	Country Garden-Yanguangcheng Tianxi*	Jiujiang(Lianxi)	40,248	88,545	294	43%
12	Fujian	(To Be Confirmed)*	Quanzhou(Yongchun)	25,633	64,083	160	19%
13	Guangdong	(To Be Confirmed)*	Zhaoqing(Dinghu)	43,641	122,195	395	49%
14	Hunan	(To Be Confirmed)*	Xiangtan(Xiangxiang)	27,386	109,544	144	100%
15	Zhejiang	(To Be Confirmed)*	Hangzhou(Linan)	21,380	36,560	343	51%
16	Jiangxi	Dingnan Country Garden*	Ganzhou(Dingnan)	39,450	102,569	94	51%
17	Jiangsu	Country Garden-Huyuetianjin*	Suzhou(Zhangjiagang)	47,843	71,765	847	35%
18	Jiangsu	(To Be Confirmed)*	Yangzhou(Guangling)	52,581	90,965	538	23%
19	Jiangxi	Quannan Country Garden*	Ganzhou(Quannan)	31,260	68,772	85	100%
20	Beijing	(To Be Confirmed)*	Beijing(Daxing)	95,947	211,083	3,700	33%
21	Jiangsu	(To Be Confirmed)*	Suzhou(Taicang)	66,137	132,275	1,090	25%
22	Jiangxi	(To Be Confirmed)*	Shangrao(Xinzhou)	137,008	328,820	822	31%
23	Qinghai	Country Garden-Yuchuanfu*	Xining(Chengbei)	196,640	444,407	1,327	87%
24	Zhejiang	(To Be Confirmed)*	Jiaxing(Haiyan)	7,053	11,285	28	100%
25	Jiangxi	Xingguo Country Garden*	Ganzhou(Xingguo)	55,000	121,000	222	100%
26	Jiangxi	Anyuan Country Garden*	Ganzhou(Anyuan)	67,290	141,310	291	100%
27	Anhui	Country Garden-Jade Bay*	Bozhou(Mengcheng)	59,427	118,853	286	100%
28	Jiangsu	Country Garden-Changjiangyin*	Nantong(Haimen)	100,613	201,227	1,458	30%
29	Fujian	(To Be Confirmed)*	Fuzhou(Cangshan)	38,702	77,404	672	100%
30	Anhui	Country Garden-Jinggongdongfangyue*	Fuyang(Taihe)	142,313	313,089	986	35%
31	Anhui	Congyang Country Garden*	Tongling(Congyang)	81,447	146,604	125	85%
32	Guangdong	Country Garden-Tianxi Bay*	Heyuan(Longchuan)	95,600	372,840	388	70%
33	Fujian	Country Garden-Pucheng Boyuefu*	Nanping(Pucheng)	69,943	167,862	285	100%
34	Fujian	(To Be Confirmed)*	Quanzhou(Shishi)	46,336	115,840	581	94%
35	Fujian	(To Be Confirmed)*	Quanzhou(Shishi)	49,159	122,898	679	94%

Code	Province	Project	City(District)	SiteArea	Expected GFA	LandCost	CGEquity
				(sqm)	(sqm)	(RMB Million)	Ratio**
36	Jiangsu	Country Garden-Phoenix Mansion*	Wuxi(Yixing)	42,157	75,883	73	100%
37	Shandong	Country Garden-Jade Mansion*	Zibo(Zhoucun)	181,880	256,451	666	94%
38	Shandong	Country Garden-Taoli Dongfang*	Weifang(Kuiwen)	30,311	109,120	181	100%
39	Guangdong	Guangzhou Foxconn Tech Town*	Guangzhou(Zengcheng)	175,598	456,555	3,910	25%
40	Zhejiang	Country Garden-Tianhui*	Wenzhou(Longwan)	73,954	144,211	425	50%
41	Guangdong	(To Be Confirmed)*	Qingyuan(Qingcheng)	11,694	36,016	195	100%
42	Jiangxi	(To Be Confirmed)*	Nanchang(Qingyunpu)	53,975	138,177	614	18%
43	Shandong	(To Be Confirmed)*	Weifang(Fangzi)	127,370	254,740	711	100%
44	Jiangsu	Country Garden-Phoenix Mansion*	Xuzhou(Jiawang)	158,168	316,336	190	85%
45	Jiangsu	(To Be Confirmed)*	Huaian(Jingkaiqu)	60,397	150,994	321	28%
46	Hubei	Country Garden-Yuejiangshan*	Yichang(Dianjun)	137,030	138,400	803	44%
47	Shandong	Country Garden-Zhongfang Tianxi*	Zibo(Zhangdian)	56,300	129,490	187	94%
48	Anhui	Country Garden-Central Park*	Suzhou(Dangshan)	56,613	141,532	124	51%
49	Jiangsu	(To Be Confirmed)*	Suzhou(Kunshan)	131,420	181,360	2,116	31%
50	Anhui	Huoshan Country Garden*	Liuan(Huoshan)	73,327	131,988	170	43%
51	Ningxia	Country Garden-Jiayuli*	Yinchuan(Jinfeng)	65,740	118,332	234	87%
52	Guizhou	Country Garden-Chamaguzhen	Guiyang(Qingzhen)	59,121	20,692	71	51%
53	Jiangsu	(To Be Confirmed)*	Changzhou(Liyang)	29,573	53,232	155	28%
54	Jiangsu	(To Be Confirmed)*	Suzhou(Taicang)	25,893	46,608	180	49%
55	Hubei	Country Garden-Jiangshanyue*	Huanggang(Huangmei)	54,413	152,902	139	44%
56	Hubei	(To Be Confirmed)*	Jingzhou(Shishou)	108,024	194,444	118	45%
57	Henan	(To Be Confirmed)*	Zhengzhou(Jinshui)	33,237	182,804	877	49%
58	Zhejiang	(To Be Confirmed)*	Jiaxing(Haiyan)	19,060	34,308	83	100%
59	Jiangsu	(To Be Confirmed)*	Changzhou(Xinbei)	74,298	166,428	920	28%
60	Jiangsu	(To Be Confirmed)*	Nantong(Chongchuan)	47,168	102,827	849	14%
61	Fujian	Country Garden-Joy Bay*	Fuzhou(Mawei)	46,667	116,667	393	33%
62	Anhui	Dingyuan Country Garden*	Chuzhou(Dingyuan)	67,980	122,364	199	49%
63	Hunan	(To Be Confirmed)*	Hengyang(Leiyang)	66,144	132,288	84	70%
64	Anhui	Langxi Country Garden*	Xuancheng(Langxi)	42,549	85,098	176	66%
65	Anhui	Langxi Country Garden*	Xuancheng(Langxi)	54,816	109,632	258	58%
66	Guangdong	(To Be Confirmed)*	Huizhou(Dayawan)	50,171	165,063	197	90%
67	Jiangsu	Country Garden-Yunyueheshan*	Nantong(Tongzhou)	66,710	100,065	354	18%
68	Guangdong	(To Be Confirmed)*	Yunfu(Xinxing)	112,669	360,539	783	100%
69	Xinjiang	Country Garden-Xinfuyinji*	Wulumuqi(Xinshi)	20,984	62,952	244	87%
70	Guangxi	Lingshan Country Garden*	Qinzhou(Lingshan)	90,867	136,300	74	85%

Code	Province	Project	City(District)	SiteArea	Expected GFA	LandCost	CGEquity
				(sqm)	(sqm)	(RMB Million)	Ratio**
71	Jiangsu	(To Be Confirmed)*	Xuzhou(Huining)	85,977	171,955	400	85%
72	Hubei	Xiaogan Country Garden	Xiaogan(Xiaonan)	83,225	233,030	578	46%
73	Henan	Yiyang Country Garden*	Luoyang(Yiyang)	63,173	126,978	57	100%
74	Anhui	Country Garden-Jiayu*	Anqing(Tongcheng)	71,084	177,710	278	100%
75	Anhui	Country Garden-Jiayu*	Anqing(Tongcheng)	62,000	155,000	233	100%
76	Anhui	Country Garden-Lotus Lakeside*	Chizhou(Qingyang)	65,793	118,428	223	100%
77	Guangdong	Country Garden-Phoenix Hill	Heyuan(Yuancheng)	92,915	167,246	323	100%
78	Guangdong	(To Be Confirmed)*	Zhongshan(Gangkou)	77,534	221,746	1,329	32%
79	Hubei	Yicheng Country Garden*	Xiangyang(Yicheng)	46,667	116,667	105	51%
80	Anhui	Luyang Country Garden*	Hefei(Luyang)	106,360	212,720	1,930	100%
81	Anhui	Huainan Country Garden*	Huainan(Shannanxinqu)	156,953	312,337	715	100%
82	Shanxi	Guangling Country Garden*	Datong(Guangling)	36,493	54,740	33	100%
83	Guangdong	Country Garden-Handongfu*	Chaozhou(Xiangqiao)	28,946	115,785	171	70%
84	Henan	(To Be Confirmed)*	Anyang(Anyang)	63,460	158,650	305	100%
85	Jiangsu	(To Be Confirmed)*	Suzhou(Kunshan)	36,747	66,144	829	15%
86	Hubei	(To Be Confirmed)*	Huanggang(Huangzhou)	65,580	177,066	357	30%
87	Hunan	(To Be Confirmed)*	Yueyang(Xiangyin)	64,752	226,633	315	100%
88	Sichuan	Country Garden-Sunshine Valley	Chengdu(Qionglai)	19,037	57,112	97	20%
89	Guangdong	CISCO Tech Town*	Huizhou(Zhongkai)	110,145	278,666	301	100%
90	Guangdong	CISCO Tech Town*	Huizhou(Zhongkai)	268,228	693,153	501	100%
91	Guangdong	CISCO Tech Town*	Huizhou(Zhongkai)	29,252	102,382	17	100%
92	Guangxi	Nanning Country Garden - Tianyue Bay	Nanning(Yongning)	19,207	86,430	189	68%
93	Jiangsu	Nantong Jiaqiman	Nantong(Chongchuan)	134,060	209,134	1,244	30%
94	Fujian	Pinghe Country Garden - JinlvTianyue	Zhangzhou(Pinghe)	60,842	149,672	92	43%
95	Shanxi	Datong Country Garden	Datong(Yudong)	110,860	177,376	385	51%
96	Guangxi	Qinzhou Country Garden - Tianxi Bay	Qinzhou(Qinbei)	54,399	217,598	114	85%
97	Shandong	Dongying Country Garden - Tianxi	Dongying(Dongying)	82,153	123,230	203	90%
98	Guangdong	Hongmei Country Garden - Tianyu Bay	Dongguan(Hongmei)	36,309	108,926	200	30%
99	Anhui	Dangtu Country Garden - Binjiang Family	Ma'anshan(Dangtu)	63,456	120,567	166	85%
100	Hebei	Hengshui Country Garden - Park No.1	Hengshui(Taocheng)	123,385	518,217	1,070	100%
101	Fujian	Fu'an Country Garden - Tianyue	Ningde(Fuan)	19,097	57,291	113	41%
102	Guangdong	Yunan Country Garden - Xijiang Residence	Yunfu(Yunan)	122,326	428,140	174	100%
103	Zhejiang	Yuyao Country Garden - Mingdi	Ningbo(Yuyao)	101,440	212,010	544	78%
104	Guangxi	Yulin Country Garden - Phoenix City	Yulin(Yuzhou)	178,680	500,304	484	100%
105	Guangdong	(To Be confirmed)*	Zhaoqing(Gaoyao)	59,876	209,565	595	100%

Code	Province	Project	City(District)	SiteArea	Expected GFA	LandCost	CGEquity
				(sqm)	(sqm)	(RMB Million)	Ratio**
106	Guangdong	Humen Country Garden - No.1 Centre	Dongguan(Humen)	6,943	24,647	183	70%
107	Guangdong	Country Garden - Yangshan Shoufu	Qingyuan(Yangshan)	6,287	37,720	74	77%
108	Jiangxi	(To Be Confirmed)*	Jian(Jizhou)	78,938	148,404	776	45%
109	Zhejiang	(To Be Confirmed)*	Jiaxing(Tongxiang)	4,380	10,512	23	25%
110	Anhui	Fengtai Country Garden	Huainan(Fengtai)	33,887	67,773	81	68%
111	Anhui	Fengtai Country Garden	Huainan(Fengtai)	34,393	85,981	84	68%
112	Guizhou	(To Be Confirmed)*	Guiyang(Qingzhen)	81,388	203,469	292	51%
113	Jiangsu	(To Be Confirmed)*	Wuxi(Jiangyin)	161,814	323,628	1,945	92%
114	Jiangsu	Binhai Country Garden	Yancheng(Binhai)	18,274	40,203	104	85%
115	Jiangsu	(To Be Confirmed)*	Nantong(Haimen)	91,789	183,578	1,327	28%
116	Jiangsu	Nantong Fengdan Mingyue	Nantong(Sutong Park District)	115,500	184,800	611	12%
117	Jiangxi	(To Be Confirmed)*	Ganzhou(Ganxian)	51,193	122,864	498	50%
118	Guangdong	Jieshi Peninsula Country Garden	Shanwei(Lufeng)	199,580	598,740	499	80%
119	Guangdong	Lufeng Country Garden Tianxi Bay	Shanwei(Lufeng)	54,527	163,580	191	80%
120	Guangdong	Lufeng Country Garden Lucheng No.1	Shanwei(Lufeng)	84,732	254,195	500	67%
121	Guangdong	Nanao Country Garden Yunhai	Shantou(Nanao)	64,613	158,949	422	60%
122	Zhejiang	Wenzhou Country Garden Xijiang Yue	Wenzhou(Ouhai)	55,020	156,807	1,681	15%
123	Zhejiang	(To Be Confirmed)*	Ningbo (Cixi)	36,332	72,664	79	20%
124	Zhejiang	Cicheng Jinmao Villa	Ningbo(Jiangbei)	89,153	160,476	804	28%
125	Shandong	Wendeng Country Garden Junyue Mansion	Weihai(Wendeng)	47,417	109,059	85	100%
126	Shandong	Wendeng Country Garden Junyue Mansion	Weihai(Wendeng)	40,895	94,059	127	100%
127	Shaanxi	Weinan Country Garden Family	Weinan(Huazhou)	97,767	196,511	81	100%
128	Shanxi	Linfen Country Garden	Linfen(Yaodu)	98,167	285,666	244	80%
129	Hunan	Liuyang Country Garden Tianhui	Changsha(Liuyang)	17,839	71,356	144	100%
130	Hunan	(To Be Confirmed)*	Changde(Lixian)	182,822	511,901	502	100%
131	Hunan	(To Be Confirmed)*	Yiyang(Heshan)	95,947	239,868	575	30%
132	Shaanxi	(To Be Confirmed)*	Xian(Weiyang)	46,600	93,200	482	100%
133	Henan	Anyang Country Garden Xiyue	Anyang(Anyang)	50,813	127,033	244	90%
134	Gansu	Linxia Country Garden Metropolitan	Linxia(Linxia)	17,600	52,800	30	51%
135	Fujian	(To Be Confirmed)*	Fuzhou(Lianjiang)	22,190	33,285	111	26%
136	Anhui	Xuancheng Tongxi Garden - Golden Times	Xuancheng(Xuanzhou)	200,827	494,034	1,386	18%
137	Jiangsu	Baohua Country Garden - Jade Mansion	Zhenjiang(Jurong)	52,384	134,103	791	34%
138	Zhejiang	Tongxiang Country Garden - Chongde Mansion	Jiaxing(Tongxiang)	62,761	150,627	485	20%
139	Guangdong	Guangzhou Foxconn Tech Town	Guangzhou(Zengcheng)	101,047	246,554	2,062	25%
140	Zhejiang	(To Be Confirmed)*	Jiaxing(Xiuzhou)	7,340	12,478	38	100%

Code	Province	Project	City(District)	SiteArea	Expected GFA	LandCost	CG Equity
				(sqm)	(sqm)	(RMB Million)	Ratio **
141	Guangxi	Shangsi Country Garden	Fangchenggang(Shangsi)	68,220	170,550	62	100%
142	Jiangxi	Nanchang Country Garden - Aero City	Nanchang(Gaoxin)	27,980	50,364	147	33%
143	Henan	Anyang Country Garden Xiyue	Puyang(Puyang)	34,835	87,088	73	90%
144	Sichuan	Chengdu Country Garden - Qinyunli	Chengdu(High-tech District)	43,067	151,164	666	80%
145	Henan	Anyang Country Garden Xiyue	Anyang(Anyang)	46,147	115,367	222	90%
146	Qinghai	Haidong Country Garden	Haidong(Ledu)	79,307	174,475	137	100%
147	Yunan	Kunming Country Garden Northern City Image	Kunming(Panlong)	189,600	893,016	1,334	60%
148	Guangxi	(To be confirmed)	Guilin(Diecai)	16,133	29,040	140	100%
149	Fujian	Fu'an Country Garden - Boyue Mansion	Ningde(Fuan)	35,353	123,734	299	30%
150	Shandong	Country Garden - Sky and Land Apocalypse	Jining (Zoucheng)	127,333	254,667	288	47%
151	Zhejiang	(To be confirmed)	Ningbo (Cixi)	113,860	182,176	1,020	18%
152	Guangxi	Country Garden - Jiulong Bay	Beihai (Hepu)	51,753	104,024	48	85%
153	Henan	Country Garden - City Lights	Zhoukou (Chuanhui)	29,615	88,844	133	90%
154	Shaanxi	Country Garden - Nanhu Mansion	Weinan (Hanchen)	79,220	174,284	109	100%
155	Tianjin	(To be confirmed)	Tianjin (Jinghai)	35,827	42,992	253	20%
156	Shandong	Country Garden - Yongchang mansion	Heze (Chengwu)	68,000	149,600	122	65%
157	Jiangxi	Chongren Country Garden	Fuzhou (Chongren)	64,587	129,173	154	43%
158	Jiangsu	Country Garden - Tianyue	Nantong (Tongzhou)	35,367	70,733	244	44%
159	Shandong	Country Garden - The Light of Blue Valley	Qingdao (Jimo)	278,667	755,187	1,270	100%
160	Yunnan	Baoshan Country Garden	Baoshan (Longyang)	77,200	231,600	270	51%
161	Hubei	Country Garden - Royal Mansion	Enshi (Enshi)	57,378	126,231	280	44%
162	Henan	Wuyang Country Garden	Luohe (Wuyang)	76,854	169,079	69	88%
163	Hainan	Country Garden - Haitang Shengshi	Lingshui (Yingzhou)	463,334	667,200	4,075	49%
164	Henan	Weishi Country Garden	Kaifeng (Weishi)	46,652	131,092	82	45%
165	Henan	Country Garden - Ecological city	Zhengzhou (Zhongmu)	72,158	86,589	219	51%
166	Guangdong	(To be confirmed)	Qingyuan (Qingcheng)	56,500	155,375	724	51%
167	Shandong	Jade Garden - Jade platform	Qingdao (Huangdao)	31,120	59,128	251	90%
168	Guangdong	Country Garden - Fenghui city	Maoming (Xinyi)	18,327	73,307	52	85%
169	Guangdong	(To be confirmed)	Zhanjiang (Lianjiang)	55,000	129,800	252	65%
170	Zhejiang	(To be confirmed)	Taizhou (Jiaojiang)	99,910	259,766	1,913	49%
171	Liaoning	Country Garden - Royal Mansion	Jinzhou (Linghe)	97,273	218,865	379	100%
172	Shandong	Country Garden - Tianxi	Heze (Danxian)	39,933	79,867	90	100%
173	Guangdong	Country Garden - Jiangshan Emperor Scenery	Jieyang (Rongcheng)	50,132	125,330	570	62%
174	Hubei	Country Garden - The Star of North Station	Yichang (Yiling)	51,067	81,707	99	87%
175	Hunan	Country Garden - Times Square	Changsha (Yuhua)	40,594	243,561	715	100%

Code	Province	Project	City(District)	SiteArea	ExpectedGFA	LandCost	CG Equity
				(sqm)	(sqm)	(RMB Million)	Ratio **
176	Anhui	Stone Table Country Garden	Chizhou (Shitai)	62,805	113,048	86	54%
177	Fujian	Country Garden - Tianhui	Ningde (Fu 'an)	63,180	151,632	300	92%
178	Henan	Country Garden - Double Lake City	Zhengzhou (Xinzheng)	70,833	240,833	351	80%
179	Hubei	Country Garden - Times City	Tianmen (Duoxiang)	40,287	112,803	76	85%
180	Henan	Country Garden - Zhongzhou Mansion	Zhengzhou (Gongyi)	58,956	86,075	53	100%
181	Hunan	(To be confirmed)	Chenzhou (Yizhang)	73,305	183,263	82	60%
182	Anhui	Country Garden - Mirror Lake Family	Wuhu (Jinghu)	80,500	201,250	775	46%
183	Henan	Lingbao Country Garden	Sanmenxia (Lingbao)	54,393	108,787	98	51%
184	Yunnan	Country Garden - East Garden	Kunming (Guandu)	170,261	272,417	961	100%
185	Sichuan	Country Garden - Emei Mansion	Leshan (Emeishan)	42,393	97,505	108	44%
186	Sichuan	Country Garden - Emei Mansion	Leshan (Emeishan)	52,087	119,799	129	42%
187	Sichuan	Country Garden - Ya 'an Impression	Ya 'an (Yucheng)	9,127	14,603	22	100%
188	Hainan	Country Garden - Haiyi Peninsula	Dongfang (Basuo)	102,409	286,745	868	51%
189	Fujian	Country Garden - Sun City Shilijiangwan	Zhangzhou (Zhangpu)	38,483	107,754	325	61%
190	Shandong	Heze Country Garden	Heze (Mudan)	65,333	229,320	312	28%
191	Guangxi	Country Garden - City Central One	Wuzhou (Cengxi)	41,147	164,587	140	85%
192	Guangdong	Country Garden - Donghua Mansion	Qingyuan (Yingde)	62,240	248,960	41	51%
193	Guangdong	(To be confirmed)	Jiangmen (Heshan)	54,639	163,916	750	29%
194	Zhejiang	(To be confirmed)	Ningbo (Yuyao)	31,169	49,870	238	42%
195	Shandong	Country Garden - Jade One	Jinan (Zhangqiu)	23,856	38,169	250	33%
196	Guangdong	(To be confirmed)	Foshan (Nanhai)	52,225	182,789	1,472	100%
197	Jiangsu	(To be confirmed)	Xuzhou (Pizhou)	67,704	169,260	328	85%
198	Jiangsu	(To be confirmed)	Xuzhou (Pizhou)	64,523	161,307	240	85%
199	Hebei	Country Garden - Original Water County	Baoding (Yixian)	80,258	81,060	31	51%
200	Hebei	Country Garden - Yu Mansion	Cangzhou (Suning)	40,588	73,059	220	91%
201	Fujian	(To be confirmed)	Zhangzhou (Changtai)	19,229	51,918	281	92%
202	Jiangsu	(To be confirmed)	Yancheng (Dongtai)	55,320	99,576	275	21%
203	Shanxi	Quwo Country Garden	Linfen (Quwo)	42,067	112,739	80	80%
204	Jiangsu	(To be confirmed)	Nanjing (Pukou)	220,442	407,817	0	60%
205	Henan	(To be confirmed)	Nanyang (Gaoxinqu)	163,138	522,042	715	60%
206	Anhui	(To be confirmed)	Anqing (Yixiu)	191,881	479,702	1,510	30%
207	Henan	Country Garden - Mulan County	Shangqiu (Yucheng)	68,661	109,857	72	51%
208	Sichuan	Country Garden - Riverside Mansion	Leshan (Jiajiang)	52,123	119,883	108	43%
209	Jiangsu	(To be confirmed)	Suzhou (Gaoxinqu)	34,648	76,225	944	18%
210	Sichuan	Country Garden - Tianyu	Suining (Hedong New District)	56,087	140,217	430	100%

Code	Province	Project	City(District)	SiteArea	ExpectedGFA	LandCost	CG Equity
				(sqm)	(sqm)	(RMB Million)	Ratio **
211	Henan	(To be confirmed)	Puyang (Qingfeng)	192,577	346,639	189	100%
212	Zhejiang	(To be confirmed)	Jinhua (Wucheng)	47,487	94,973	929	25%
213	Guizhou	Country Garden – Tianyu	Anshun (Xixiu)	55,064	137,661	72	100%
214	Fujian	(To be confirmed)	Zhangzhou (Longhai)	33,745	40,494	365	92%
215	Gansu	Country Garden - Zhonghe Liangzhou Mansion	Wuwei (Liangzhou)	37,413	74,827	167	70%
216	Henan	Country Garden – Suixian	Shangqiu (Suixian)	39,936	99,840	34	51%
217	Hebei	(To be confirmed)	Hengshui (Raoyang)	71,348	128,426	177	60%
218	Shanxi	Zuoquan Country Garden	Jinzhong (Zuoquan)	66,153	165,384	76	60%
219	Fujian	Country Garden - Dexing Times City	Longyan (Xinluo)	48,407	111,335	251	51%
220	Ningxia	Helan Country Garden	Yinchuan (Helan)	53,580	60,010	37	100%
221	Guangdong	(To be confirmed)	Dongguan (Nancheng)	18,821	73,400	500	100%
222	Hunan	Country Garden - Moon Lake Bay	Changsha (Ningxiang)	67,280	168,199	353	100%
223	Hunan	Country Garden - Moon Lake Bay	Changsha (Ningxiang)	117,218	293,044	615	100%
224	Zhejiang	(To be confirmed)	Jiaxing (Xiuzhou)	53,192	95,746	432	100%
225	Fujian	(To be confirmed)	Ningde (Fu 'an)	30,579	61,157	160	29%
226	Shanghai	Country Garden - Jiangshanmeichen	Shanghai (Chongming)	34,628	41,554	428	100%
227	Guangdong	(To be confirmed)	Huizhou (Zhongkai)	29,252	102,382	17	100%
Total				16,351,978	38,691,859	107,460	
Mar sub-total				5,620,635	12,664,039	31,152	

*New projects in 2018

**CG's project level equity stake may subject to change due to the implementation of the partnership scheme, under which CG's senior management teams from both HQ and project level are required to take no more than 15% of equity of all the projects acquired after October 2014.