

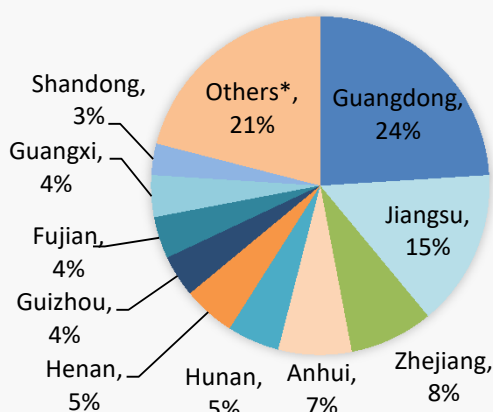


Country Garden Holdings Company Limited (“Country Garden” or the “Company”) together with its subsidiaries, (collectively, the “Group”) (stock code: 2007) is one of China’s leading integrated property developers and a constituent stock of Hang Seng Index. The Group became a constituent stock of MSCI Global Standard Indices on 1 September 2007, Hang Seng Composite Index and Hang Seng Mainland 100 on 10 September 2007, FTSE China 50 Index on 14 September 2016, Hang Seng China (Hong Kong-listed) 25 Index on 12 June 2017, and Hang Seng China 50 Index on 5 March 2018.

Contracted Sales

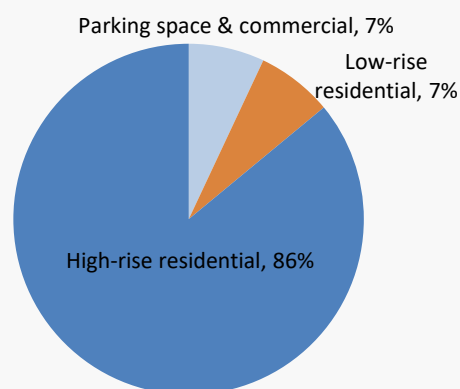
■ For the first 6 months of 2018, the Group, together with its joint ventures and associates, achieved contracted sales of approximately RMB 412.49 billion with contracted sales GFA of approximately 43.89 million square meters (“sqm”).

Geographical breakdown of contracted sales for the first 6 months of 2018 (By Value)

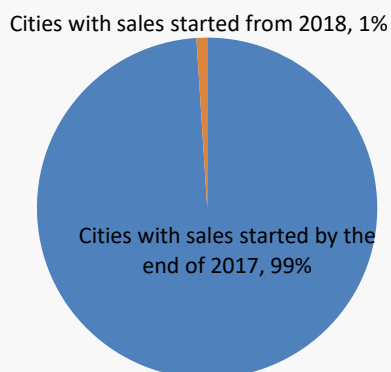


Note : Others* including Hubei, Hainan, Shaanxi, Hebei, Jiangxi, Sichuan, Gansu, Liaoning, Chongqing, Shanxi, Malaysia, Shanghai, Yunnan, Tianjin, Qinghai, Beijing, Inner Mongolia, Ningxia, Thailand, Jilin, Heilongjiang, Indonesia and Australia.

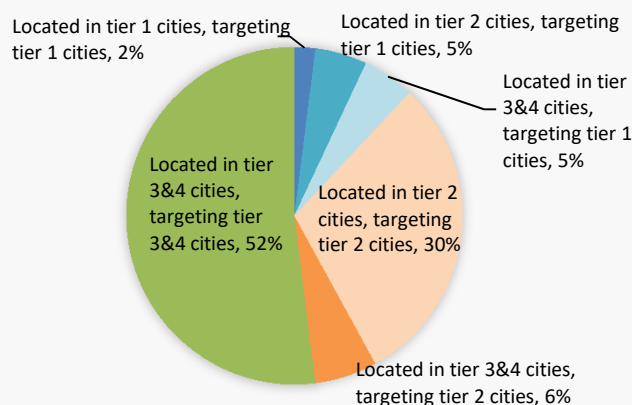
Product type breakdown of contracted sales for the first 6 months of 2018 (By Value)



City type breakdown of onshore contracted sales for the first 6 months of 2018 (By Value)

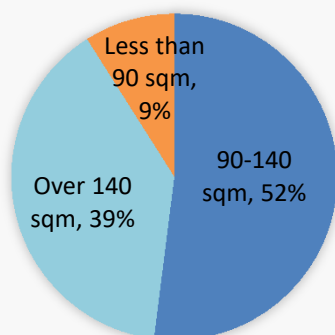


Domestic tier of cities breakdown of contracted sales for the first 6 months of 2018 (By Value)

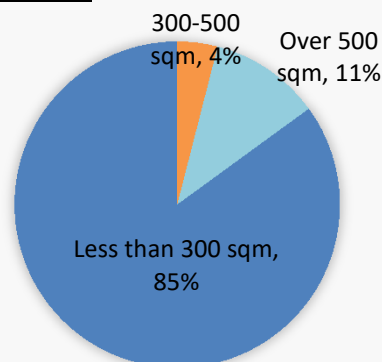


Contracted Sales (Cont'd)

Unit size breakdown of contracted sales of high-rise residential products for the first 6 months of 2018
(By Value)



Unit size breakdown of contracted sales of low-rise residential products for the first 6 months of 2018
(By Value)



■ Top ten cities where the Group, together with its joint ventures and associates, achieved the highest contracted sales for the first 6 months of 2018 were as follows; the aggregated contracted sales amount in these 10 cities was approximately RMB 111.73 billion, accounting for approximately 27.1% of the Group together with its joint ventures and associates' total contracted sales.

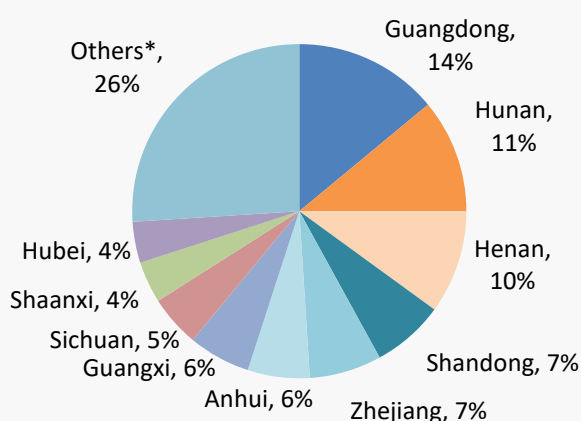
Cities (By Location)	Contracted Sales (RMB Billion)	Contracted Sales GFA ('000 sqm)	Contracted Sales ASP (RMB per sqm)
Guangdong-Huizhou	20.7	1,627	12,707
Jiangsu-Suzhou	14.5	1,014	14,311
Guangdong-Foshan	12.4	957	12,999
Jiangsu-Zhenjiang	11.9	956	12,429
Henan-Zhengzhou	9.8	910	10,759
Guangdong-Dongguan	9.8	519	18,855
Shaanxi-Xi'an	9.6	787	12,239
Jiangsu-Wuxi	8.0	754	10,609
Guizhou-Guiyang	7.8	803	9,694
Zhejiang-Huzhou	7.2	689	10,488



New Land Acquisitions in China

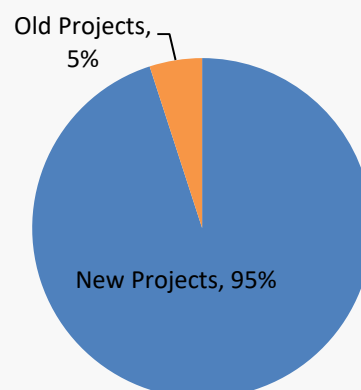
■The Group acquired RMB224.2 billion (including minority interests) new lands with an estimated GFA of 84.78 million sqm for the first 6 months of 2018 in China. The estimated attributable GFA to the owners of the Company in China was approximately 60.08 million sqm, and the total land premium was approximately RMB143.4 billion, the average land price was approximately RMB2,387 per sqm. The breakdown of the estimated attributable GFA or value to the owners of the Company was as follows:

Provinces breakdown of newly acquired lands for the first 6 months of 2018 (By GFA)

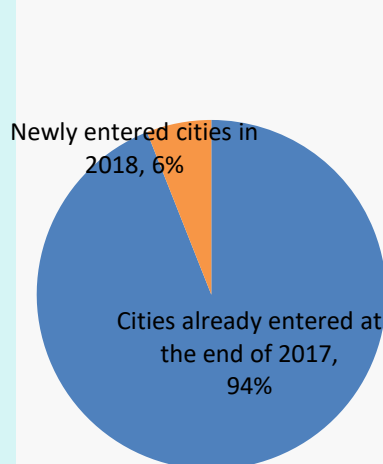


Note : Others* including Hebei, Jiangxi, Fujian, Guizhou, Shanxi, Qinghai, Hainan, Chongqing, Gansu, Liaoning, Beijing, Xinjiang, Tianjin, Ningxia, Shanghai.

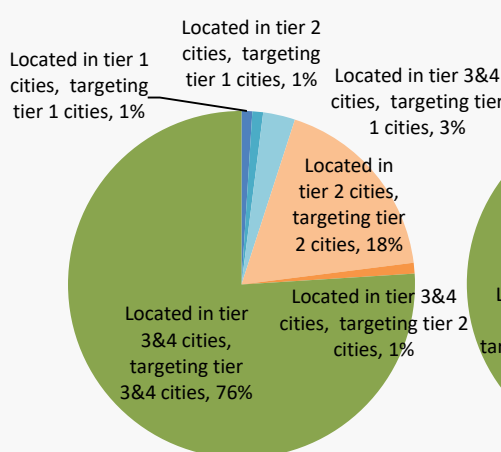
Project type breakdown of newly acquired lands for the first 6 months of 2018 (By GFA)



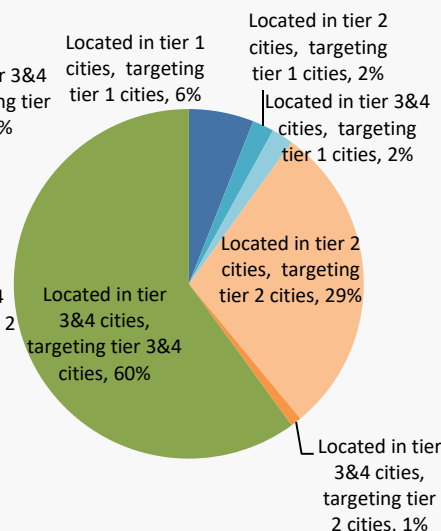
City type breakdown of newly acquired lands for the first 6 months of 2018 (By Value)



Tier cities breakdown of newly acquired lands for the first 6 months of 2018 (By GFA)



Tier cities breakdown of newly acquired lands for the first 6 months of 2018 (By Value)



Code	Province	Project	City(District)	Site Area	Expected GFA	Land Cost	CG Equity
				(sqm)	(sqm)	(RMB Million)	Ratio**
1	Shandong	Country Garden-Longyoutai*	Yantai(Longkou)	72,782	145,564	197	51%
2	Hunan	Country Garden-Yutanfu	Changsha(Ningxiang)	39,459	94,701	83	65%
3	Fujian	Country Garden-Boyuefu *	Ningde(Fuan)	35,353	123,734	299	30%
4	Guangdong	To be confirmed*	Yunfu(Yunan)	122,326	428,140	174	100%
5	Guangdong	Country Garden-Songhutianzhan*	Dongguan(Dalingshan)	132,753	398,260	4,764	52%
6	Zhejiang	Country Garden-The Mansion*	Ningbo(Yuyao)	101,440	212,010	544	78%
7	Guangxi	Yulin Country Garden	Yulin(Yuzhou)	178,680	500,304	481	100%
8	Yunnan	Country Garden-Longtengshijia*	Kunming(Wuhua)	32,013	232,417	781	60%
9	Shandong	Country Garden-Yanzhoufu*	Jining(Yanzhou)	92,067	193,340	202	56%
10	Zhejiang	Country Garden-Duqiaofu*	Taizhou(Linhai)	27,943	83,829	559	100%
11	Jiangxi	Country Garden-Yangguangcheng Tianxi*	Jiujiang(Lianxi)	40,248	88,545	294	43%
12	Fujian	To be confirmed*	Quanzhou(Yongchun)	25,633	64,083	160	19%
13	Guangdong	To be confirmed*	Zhaoqing(Dinghu)	43,641	122,195	395	49%
14	Hunan	To be confirmed*	Xiangtan(Xiangxiang)	27,386	109,544	144	100%
15	Zhejiang	To be confirmed*	Hangzhou(Linan)	21,380	36,560	343	51%
16	Jiangxi	Dingnan Country Garden*	Ganzhou(Dingnan)	39,450	102,569	94	51%
17	Jiangsu	Country Garden-Huyuetianjin*	Suzhou(Zhangjiagang)	47,843	71,765	847	35%
18	Jiangsu	To be confirmed*	Yangzhou(Guangling)	52,581	90,965	538	23%
19	Jiangxi	Quannan Country Garden*	Ganzhou(Quannan)	31,260	68,772	85	100%
20	Beijing	To be confirmed*	Beijing(Daxing)	95,947	211,083	3,700	33%
21	Jiangsu	To be confirmed*	Suzhou(Taicang)	66,137	132,275	1,090	25%
22	Jiangxi	To be confirmed*	Shangrao(Xinzhou)	137,008	328,820	822	31%
23	Qinghai	Country Garden-Yuchuanfu*	Xining(Chengbei)	196,640	444,407	1,327	87%
24	Zhejiang	To be confirmed*	Jiaxing(Haiyan)	7,053	11,285	28	100%
25	Jiangxi	Xingguo Country Garden*	Ganzhou(Xingguo)	55,000	121,000	222	100%
26	Jiangxi	Anyuan Country Garden*	Ganzhou(Anyuan)	67,290	141,310	291	100%
27	Anhui	Country Garden-Jade Bay*	Bozhou(Mengcheng)	59,427	118,853	286	100%
28	Jiangsu	Country Garden-Changjiangyin*	Nantong(Haimen)	100,613	201,227	1,458	30%
29	Fujian	To be confirmed*	Fuzhou(Cangshan)	38,702	77,404	672	100%
30	Anhui	Country Garden-Jinggongdongfangyue*	Fuyang(Taihe)	142,313	313,089	986	35%
31	Anhui	Congyang Country Garden*	Tongling(Congyang)	81,447	146,604	125	85%
32	Guangdong	Country Garden-Tianxi Bay*	Heyuan(Longchuan)	95,600	372,840	388	70%
33	Fujian	Country Garden-Pucheng Boyuefu*	Nanping(Pucheng)	69,943	167,862	285	100%
34	Fujian	To be confirmed*	Quanzhou(Shishi)	46,336	115,840	581	94%
35	Fujian	To be confirmed*	Quanzhou(Shishi)	49,159	122,898	679	94%

Code	Province	Project	City(District)	Site Area	Expected GFA	Land Cost	CG Equity
				(sqm)	(sqm)	(RMB Million)	Ratio **
36	Jiangsu	Country Garden-Phoenix Mansion*	Wuxi(Yixing)	42,157	75,883	73	100%
37	Shandong	Country Garden-Jade Mansion*	Zibo(Zhoucun)	181,880	256,451	666	94%
38	Shandong	Country Garden-Taoli Dongfang*	Weifang(Kuiwen)	30,311	109,120	181	100%
39	Guangdong	Guangzhou Foxconn Tech Town*	Guangzhou(Zengcheng)	175,598	456,555	3,910	25%
40	Zhejiang	Country Garden-Tianhui*	Wenzhou(Longwan)	73,954	144,211	425	50%
41	Guangdong	To be confirmed*	Qingyuan(Qingcheng)	11,694	36,016	195	100%
42	Jiangxi	To be confirmed*	Nanchang(Qingyunpu)	53,975	138,177	614	18%
43	Shandong	To be confirmed*	Weifang(Fangzi)	127,370	254,740	711	100%
44	Jiangsu	Country Garden-Phoenix Mansion*	Xuzhou(Jiawang)	158,168	316,336	190	85%
45	Jiangsu	To be confirmed*	Huaian(Jingkaiqu)	60,397	150,994	321	28%
46	Hubei	Country Garden-Yuejiangshan*	Yichang(Dianjun)	137,030	138,400	803	44%
47	Shandong	Country Garden-Zhongfang Tianxi*	Zibo(Zhangdian)	56,300	129,490	187	94%
48	Anhui	Country Garden-Central Park*	Suzhou(Dangshan)	56,613	141,532	124	51%
49	Jiangsu	To be confirmed*	Suzhou(Kunshan)	131,420	181,360	2,116	31%
50	Anhui	Huoshan Country Garden*	Liuan(Huoshan)	73,327	131,988	170	43%
51	Ningxia	Country Garden-Jiayuli*	Yinchuan(Jinfeng)	65,740	118,332	234	87%
52	Guizhou	Country Garden-Chamaguzhen	Guiyang(Qingzhen)	59,121	20,692	71	51%
53	Jiangsu	To be confirmed*	Changzhou(Liyang)	29,573	53,232	155	28%
54	Jiangsu	To be confirmed*	Suzhou(Taicang)	25,893	46,608	180	49%
55	Hubei	Country Garden-Jiangshanyue*	Huanggang(Huangmei)	54,413	152,902	139	44%
56	Hubei	To be confirmed*	Jingzhou(Shishou)	108,024	194,444	118	45%
57	Henan	To be confirmed*	Zhengzhou(Jinshui)	33,237	182,804	877	49%
58	Zhejiang	To be confirmed*	Jiaxing(Haiyan)	19,060	34,308	83	100%
59	Jiangsu	To be confirmed*	Changzhou(Xinbei)	74,298	166,428	920	28%
60	Jiangsu	To be confirmed*	Nantong(Chongchuan)	47,168	102,827	849	14%
61	Fujian	Country Garden-Joy Bay*	Fuzhou(Mawei)	46,667	116,667	393	33%
62	Anhui	Dingyuan Country Garden*	Chuzhou(Dingyuan)	67,980	122,364	199	49%
63	Hunan	To be confirmed*	Hengyang(Leiyang)	66,144	132,288	84	70%
64	Anhui	Langxi Country Garden*	Xuancheng(Langxi)	42,549	85,098	176	66%
65	Anhui	Langxi Country Garden*	Xuancheng(Langxi)	54,816	109,632	258	58%
66	Guangdong	To be confirmed*	Huizhou(Dayawan)	50,171	165,063	197	90%
67	Jiangsu	Country Garden-Yunyueheshan*	Nantong(Tongzhou)	66,710	100,065	354	18%
68	Guangdong	To be confirmed*	Yunfu(Xinxing)	112,669	360,539	783	100%
69	Xinjiang	Country Garden-Xinfuyinji*	Wulumuqi(Xinshi)	20,984	62,952	244	87%
70	Guangxi	Lingshan Country Garden*	Qinzhou(Lingshan)	90,867	136,300	74	85%

Code	Province	Project	City(District)	Site Area	Expected GFA	Land Cost	CG Equity
				(sqm)	(sqm)	(RMB Million)	Ratio **
71	Jiangsu	To be confirmed*	Xuzhou(Huining)	85,977	171,955	400	85%
72	Hubei	Xiaogan Country Garden	Xiaogan(Xiaonan)	83,225	233,030	578	46%
73	Henan	Yiyang Country Garden*	Luoyang(Yiyang)	63,173	126,978	57	100%
74	Anhui	Country Garden-Jiayu*	Anqing(Tongcheng)	71,084	177,710	278	100%
75	Anhui	Country Garden-Jiayu*	Anqing(Tongcheng)	62,000	155,000	233	100%
76	Anhui	Country Garden-Lotus Lakeside*	Chizhou(Qingyang)	65,793	118,428	223	100%
77	Guangdong	Country Garden-Phoenix Hill	Heyuan(Yuancheng)	92,915	167,246	323	100%
78	Guangdong	To be confirmed*	Zhongshan(Gangkou)	77,534	221,746	1,329	32%
79	Hubei	Yichang Country Garden*	Xiangyang(Yicheng)	46,667	116,667	105	51%
80	Anhui	Luyang Country Garden*	Hefei(Luyang)	106,360	212,720	1,930	100%
81	Anhui	Huainan Country Garden*	Huainan(Shannanxinqu)	156,953	312,337	715	100%
82	Shanxi	Guangling Country Garden*	Datong(Guangling)	36,493	54,740	33	100%
83	Guangdong	Country Garden-Handongfu*	Chaozhou(Xiangqiao)	28,946	115,785	171	70%
84	Henan	To be confirmed*	Anyang(Anyang)	63,460	158,650	305	100%
85	Jiangsu	To be confirmed*	Suzhou(Kunshan)	36,747	66,144	829	15%
86	Hubei	To be confirmed*	Huanggang(Huangzhou)	65,580	177,066	357	30%
87	Hunan	To be confirmed*	Yueyang(Xiangyin)	64,752	226,633	315	100%
88	Sichuan	Country Garden-Sunshine Valley	Chengdu(Qionglai)	19,037	57,112	97	20%
89	Guangdong	CISCO Tech Town*	Huizhou(Zhongkai)	110,145	278,666	301	100%
90	Guangdong	CISCO Tech Town*	Huizhou(Zhongkai)	268,228	693,153	501	100%
91	Guangdong	CISCO Tech Town*	Huizhou(Zhongkai)	29,252	102,382	17	100%
92	Guangxi	Nanning Country Garden - Tianyue Bay*	Nanning(Yongning)	19,207	86,430	189	68%
93	Jiangsu	Nantong Jiaqiman*	Nantong(Chongchuan)	134,060	209,134	1,244	30%
94	Fujian	Pinghe Country Garden - Jinlv Tianyue*	Zhangzhou(Pinghe)	60,842	149,672	92	43%
95	Shanxi	Datong Country Garden*	Datong(Yudong)	110,860	177,376	385	51%
96	Guangxi	Qinzhou Country Garden - Tianxi Bay*	Qinzhou(Qinbei)	54,399	217,598	114	85%
97	Shandong	Dongying Country Garden - Tianxi*	Dongying(Dongying)	82,153	123,230	203	90%
98	Guangdong	Hongmei Country Garden - Tianyu Bay*	Dongguan(Hongmei)	36,309	108,926	200	30%
99	Anhui	Dangtu Country Garden - Binjiang Mansion*	Ma'anshan(Dangtu)	63,456	120,567	166	85%
100	Hebei	Hengshui Country Garden - Park No.1*	Hengshui(Taocheng)	123,385	518,217	1,070	100%
101	Fujian	Fu'an Country Garden - Tianyue*	Ningde(Fuan)	19,097	57,291	113	41%
102	Guangdong	Yunan Country Garden - Xijiang Residence*	Yunfu(Yunan)	122,326	428,140	174	100%
103	Zhejiang	Yuyao Country Garden - Mingdi*	Ningbo(Yuyao)	101,440	212,010	544	78%
104	Guangxi	Yulin Country Garden - Phoenix City	Yulin(Yuzhou)	178,680	500,304	484	100%
105	Guangdong	To be confirmed*	Zhaoqing(Gaoyao)	59,876	209,565	595	100%

Code	Province	Project	City(District)	Site Area	Expected GFA	Land Cost	CG Equity
				(sqm)	(sqm)	(RMB Million)	Ratio **
106	Guangdong	Humen Country Garden - No.1 Centre*	Dongguan(Humen)	6,943	24,647	183	70%
107	Guangdong	Country Garden - Yangshan Shoufu*	Qingyuan(Yangshan)	6,287	37,720	74	77%
108	Jiangxi	To be confirmed*	Jian(Jizhou)	78,938	148,404	776	45%
109	Zhejiang	To be confirmed*	Jiaxing(Tongxiang)	4,380	10,512	23	25%
110	Anhui	Fengtai Country Garden*	Huainan(Fengtai)	33,887	67,773	81	68%
111	Anhui	Fengtai Country Garden*	Huainan(Fengtai)	34,393	85,981	84	68%
112	Guizhou	To be confirmed*	Guiyang(Qingzhen)	81,388	203,469	292	51%
113	Jiangsu	To be confirmed*	Wuxi(Jiangyin)	161,814	323,628	1,945	92%
114	Jiangsu	Binhai Country Garden*	Yancheng(Binhai)	18,274	40,203	104	85%
115	Jiangsu	To be confirmed*	Nantong(Haimen)	91,789	183,578	1,327	28%
116	Jiangsu	Nantong Fengdan Mingyue*	Nantong(Sutong Park District)	115,500	184,800	611	12%
117	Jiangxi	To be confirmed*	Ganzhou(Ganxian)	51,193	122,864	498	50%
118	Guangdong	Jieshi Peninsula Country Garden*	Shanwei(Lufeng)	199,580	598,740	499	80%
119	Guangdong	Lufeng Country Garden Tianxi Bay*	Shanwei(Lufeng)	54,527	163,580	191	80%
120	Guangdong	Lufeng Country Garden Lucheng No.1*	Shanwei(Lufeng)	84,732	254,195	500	67%
121	Guangdong	Nanao Country Garden Yunhai*	Shantou(Nanao)	64,613	158,949	422	60%
122	Zhejiang	Wenzhou Country Garden Xijiang Yue*	Wenzhou(Ouhai)	55,020	156,807	1,681	15%
123	Zhejiang	To be confirmed*	Ningbo (Cixi)	36,332	72,664	79	20%
124	Zhejiang	Cicheng Jinmao Villa*	Ningbo(Jiangbei)	89,153	160,476	804	28%
125	Shandong	Wendeng Country Garden Junyue Mansion*	Weihai(Wendeng)	47,417	109,059	85	100%
126	Shandong	Wendeng Country Garden Junyue Mansion*	Weihai(Wendeng)	40,895	94,059	127	100%
127	Shaanxi	Weinan Country Garden Mansion*	Weinan(Huazhou)	97,767	196,511	81	100%
128	Shanxi	Linfen Country Garden*	Linfen(Yaodu)	98,167	285,666	244	80%
129	Hunan	Liuyang Country Garden Tianhui*	Changsha(Liuyang)	17,839	71,356	144	100%
130	Hunan	To be confirmed*	Changde(Lixian)	182,822	511,901	502	100%
131	Hunan	To be confirmed*	Yiyang(Heshan)	95,947	239,868	575	30%
132	Shaanxi	To be confirmed*	Xian(Weiyang)	46,600	93,200	482	100%
133	Henan	Anyang Country Garden Xiyue*	Anyang(Anyang)	50,813	127,033	244	90%
134	Gansu	Linxia Country Garden Metropolitan*	Linxia(Linxia)	17,600	52,800	30	51%
135	Fujian	To be confirmed*	Fuzhou(Lianjiang)	22,190	33,285	111	26%
136	Anhui	Xuancheng Tongxi Garden - Golden Times*	Xuancheng(Xuanzhou)	200,827	494,034	1,386	18%
137	Jiangsu	Baohua Country Garden - Jade Mansion	Zhenjiang(Jurong)	52,384	134,103	791	34%
138	Zhejiang	Tongxiang Country Garden - Chongde Mansion*	Jiaxing(Tongxiang)	62,761	150,627	485	20%
139	Guangdong	Guangzhou Foxconn Tech Town*	Guangzhou(Zengcheng)	101,047	246,554	2,062	25%
140	Zhejiang	To be confirmed*	Jiaxing(Xiuzhou)	7,340	12,478	38	100%

Code	Province	Project	City(District)	Site Area	Expected GFA	Land Cost	CG Equity
				(sqm)	(sqm)	(RMB Million)	Ratio **
141	Guangxi	Shangsi Country Garden*	Fangchenggang(Shangsi)	68,220	170,550	62	100%
142	Jiangxi	Nanchang Country Garden - Aero City*	Nanchang(Gaoxin)	27,980	50,364	147	33%
143	Henan	Anyang Country Garden Xiyue*	Puyang(Puyang)	34,835	87,088	73	90%
144	Sichuan	Chengdu Country Garden - Qinyunli*	Chengdu(High-tech District)	43,067	151,164	666	80%
145	Henan	Anyang Country Garden Xiyue*	Anyang(Anyang)	46,147	115,367	222	90%
146	Qinghai	Haidong Country Garden*	Haidong(Ledu)	79,307	174,475	137	100%
147	Yunan	Kunming Country Garden Northern City Image*	Kunming(Panlong)	189,600	893,016	1,334	60%
148	Guangxi	To be confirmed*	Guilin(Diecai)	16,133	29,040	140	100%
149	Fujian	Fu'an Country Garden - Boyue Mansion*	Ningde(Fuan)	35,353	123,734	299	30%
150	Shandong	Country Garden - Yunditianqi*	Jining (Zoucheng)	127,333	254,667	288	47%
151	Zhejiang	To be confirmed*	Ningbo (Cixi)	113,860	182,176	1,020	18%
152	Guangxi	Country Garden - Jiulong Bay	Beihai (Hepu)	51,753	104,024	48	85%
153	Henan	Country Garden - City of Lights*	Zhoukou (Chuanhui)	29,615	88,844	133	90%
154	Shaanxi	Country Garden - Nanhu Mansion*	Weinan (Hanchen)	79,220	174,284	109	100%
155	Tianjin	To be confirmed*	Tianjin (Jinghai)	35,827	42,992	253	20%
156	Shandong	Country Garden - Yongchang Mansion*	Heze (Chengwu)	68,000	149,600	122	65%
157	Jiangxi	Chongren Country Garden*	Fuzhou (Chongren)	64,587	129,173	154	43%
158	Jiangsu	Country Garden - Tianyue*	Nantong (Tongzhou)	35,367	70,733	244	44%
159	Shandong	Country Garden - The Light of Blue Valley*	Qingdao (Jimo)	278,667	755,187	1,270	100%
160	Yunnan	Baoshan Country Garden*	Baoshan (Longyang)	77,200	231,600	270	51%
161	Hubei	Country Garden - Royal Mansion*	Enshi (Enshi)	57,378	126,231	280	44%
162	Henan	Wuyang Country Garden*	Luohe (Wuyang)	76,854	169,079	69	88%
163	Hainan	Country Garden - Haitang Shengshi*	Lingshui (Yingzhou)	463,334	667,200	4,075	49%
164	Henan	Weishi Country Garden*	Kaifeng (Weishi)	46,652	131,092	82	45%
165	Henan	Country Garden - Ecological City*	Zhengzhou (Zhongmu)	72,158	86,589	219	51%
166	Guangdong	To be confirmed	Qingyuan (Qingcheng)	56,500	155,375	724	51%
167	Shandong	Jade Garden - Jade Mansion*	Qingdao (Huangdao)	31,120	59,128	251	90%
168	Guangdong	Country Garden - Fenghui City	Maoming (Xinyi)	18,327	73,307	52	85%
169	Guangdong	To be confirmed	Zhanjiang (Lianjiang)	55,000	129,800	252	65%
170	Zhejiang	To be confirmed*	Taizhou (Jiaojiang)	99,910	259,766	1,913	49%
171	Liaoning	Country Garden - Royal Mansion*	Jinzhou (Linghe)	97,273	218,865	379	100%
172	Shandong	Country Garden -Tianxi*	Heze (Danxian)	39,933	79,867	90	100%
173	Guangdong	Country Garden - Jiangshan Emperor Scenery*	Jieyang (Rongcheng)	50,132	125,330	570	62%
174	Hubei	Country Garden - Beizhanzhixin*	Yichang (Yiling)	51,067	81,707	99	87%
175	Hunan	Country Garden - Times Square*	Changsha (Yuhua)	40,594	243,561	715	100%

Code	Province	Project	City(District)	Site Area	Expected GFA	Land Cost	CG Equity
				(sqm)	(sqm)	(RMB Million)	Ratio **
176	Anhui	Shitai Country Garden*	Chizhou (Shitai)	62,805	113,048	86	54%
177	Fujian	Country Garden - Tianhui*	Ningde (Fu'an)	63,180	151,632	300	92%
178	Henan	Country Garden - Double Lake City*	Zhengzhou (Xinzheng)	70,833	240,833	351	80%
179	Hubei	Country Garden - Times City*	Tianmen (Duoxiang)	40,287	112,803	76	85%
180	Henan	Country Garden - Zhongzhou Mansion*	Zhengzhou (Gongyi)	58,956	86,075	53	100%
181	Hunan	To be confirmed*	Chenzhou (Yizhang)	73,305	183,263	82	60%
182	Anhui	Country Garden - Mirror Lake Family*	Wuhu (Jinghu)	80,500	201,250	775	46%
183	Henan	Lingbao Country Garden*	Sanmenxia (Lingbao)	54,393	108,787	98	51%
184	Yunnan	Country Garden - East Garden*	Kunming (Guandu)	170,261	272,417	961	100%
185	Sichuan	Country Garden - Emei Mansion*	Leshan (Emeishan)	42,393	97,505	108	44%
186	Sichuan	Country Garden - Emei Mansion*	Leshan (Emeishan)	52,087	119,799	129	42%
187	Sichuan	Country Garden - Ya'an Impression*	Ya'an (Yucheng)	9,127	14,603	22	100%
188	Hainan	Country Garden - Haiyi Peninsula*	Dongfang (Basuo)	102,409	286,745	868	51%
189	Fujian	Country Garden - Yango Shilijiangwan*	Zhangzhou (Zhangpu)	38,483	107,754	325	61%
190	Shandong	Heze Country Garden	Heze (Mudan)	65,333	229,320	312	28%
191	Guangxi	Country Garden - City Central One*	Wuzhou (Cengxi)	41,147	164,587	140	85%
192	Guangdong	Country Garden - Donghua Mansion*	Qingyuan (Yingde)	62,240	248,960	41	51%
193	Guangdong	To be confirmed*	Jiangmen (Heshan)	54,639	163,916	750	29%
194	Zhejiang	To be confirmed*	Ningbo (Yuyao)	31,169	49,870	238	42%
195	Shandong	Country Garden - Jade One*	Jinan (Zhangqiu)	23,856	38,169	250	33%
196	Guangdong	To be confirmed*	Foshan (Nanhai)	52,225	182,789	1,472	100%
197	Jiangsu	To be confirmed*	Xuzhou (Pizhou)	67,704	169,260	328	85%
198	Jiangsu	To be confirmed*	Xuzhou (Pizhou)	64,523	161,307	240	85%
199	Hebei	Country Garden - Yuanxiangshuijun*	Baoding (Yixian)	80,258	81,060	31	51%
200	Hebei	Country Garden - Yu Mansion*	Cangzhou (Suning)	40,588	73,059	220	91%
201	Fujian	To be confirmed*	Zhangzhou (Changtai)	19,229	51,918	281	92%
202	Jiangsu	To be confirmed*	Yancheng (Dongtai)	55,320	99,576	275	21%
203	Shanxi	Quwo country Garden*	Linfen (Quwo)	42,067	112,739	80	80%
204	Jiangsu	To be confirmed	Nanjing (Pukou)	220,442	407,817	0	60%
205	Henan	To be confirmed*	Nanyang (Gaoxinqu)	163,138	522,042	715	60%
206	Anhui	To be confirmed*	Anqing (Yixiu)	191,881	479,702	1,510	30%
207	Henan	Country Garden - Mulan County*	Shangqiu (Yucheng)	68,661	109,857	72	51%
208	Sichuan	Country Garden - Riverside Mansion*	Leshan (Jiajiang)	52,123	119,883	108	43%
209	Jiangsu	To be confirmed*	Suzhou (Gaoxinqu)	34,648	76,225	944	18%
210	Sichuan	Country Garden - Tianyu*	Suining (Hedong New District)	56,087	140,217	430	100%

Code	Province	Project	City(District)	Site Area	Expected GFA	Land Cost	CG Equity
				(sqm)	(sqm)	(RMB Million)	Ratio **
211	Henan	To be confirmed*	Puyang (Qingfeng)	192,577	346,639	189	100%
212	Zhejiang	To be confirmed*	Jinhua (Wucheng)	47,487	94,973	929	25%
213	Guizhou	Country Garden - Tianyu*	Anshun (Xixiu)	55,064	137,661	72	100%
214	Fujian	To be confirmed*	Zhangzhou (Longhai)	33,745	40,494	365	92%
215	Gansu	Country Garden – Zhonghe Liangzhou Mansion*	Wuwei (Liangzhou)	37,413	74,827	167	70%
216	Henan	Country Garden - Suixian*	Shangqiu (Suixian)	39,936	99,840	32	43%
217	Hebei	To be confirmed*	Hengshui (Raoyang)	71,348	128,426	177	60%
218	Shanxi	Zuoquan Country Garden*	Jinzhong (Zuoquan)	66,153	165,384	76	60%
219	Fujian	Country Garden - Dexing Times City*	Longyan (Xinluo)	48,407	111,335	251	51%
220	Ningxia	Helan Country Garden*	Yinchuan (Helan)	53,580	60,010	37	85%
221	Guangdong	To be confirmed*	Dongguan (Nancheng)	18,821	73,400	500	100%
222	Hunan	Country Garden - Moon Lake Bay	Changsha (Ningxiang)	67,280	168,199	353	100%
223	Hunan	Country Garden - Moon Lake Bay	Changsha (Ningxiang)	117,218	293,044	615	100%
224	Zhejiang	To be confirmed*	Jiaxing (Xiuzhou)	53,192	95,746	432	49%
225	Fujian	To be confirmed*	Ningde (Fu 'an)	30,579	61,157	160	29%
226	Shanghai	Country Garden - Jiangshanmeichen*	Shanghai (Chongming)	34,628	41,554	428	100%
227	Guangdong	To be confirmed*	Huizhou (Zhongkai)	29,252	102,382	17	100%
228	Fujian	To be confirmed*	Fuzhou (Cangshan)	81,700	187,910	1,646	31%
229	Hubei	Country Garden - Jade Riverside*	Yichang (Zhijiang)	38,562	84,837	163	43%
230	Sichuan	Huaying Country Garden*	Guang'an (Huaying)	67,867	149,307	113	51%
231	Tianjin	To be confirmed*	Tianjin (Jinghai)	36,266	43,520	263	17%
232	Zhejiang	To be confirmed*	Ningbo (Cixi)	124,632	256,742	494	63%
233	Zhejiang	To be confirmed*	Ningbo (Cixi)	169,288	323,340	679	63%
234	Zhejiang	To be confirmed*	Ningbo (Cixi)	107,005	232,201	529	63%
235	Hubei	Country Garden - Jiuxi*	Tianmen (Xiaobanzhen)	35,353	98,989	40	35%
236	Hubei	Country Garden - Jiuxi*	Tianmen (Xiaobanzhen)	49,960	149,880	45	35%
237	Jiangsu	Xincheng Country Garden - Jiangshanyue*	Zhenjiang(Jurong)	105,088	136,614	904	25%
238	Guangdong	Shunde Future Town*	Foshan (Shunde)	67,370	295,080	2,840	50%
239	Henan	Luohe Country Garden*	Luohe (Yuanhui)	100,968	353,388	301	51%
240	Shandong	Country Garden - Feilihuyue*	Zibo (Huantai)	57,420	117,711	262	84%
241	Shandong	Country Garden - Feicuitaoyuan*	Rizhao (Lanshan)	82,447	247,340	282	94%
242	Zhejiang	Country Garden - Jiangshanfu*	Huzhou (Wuxing)	115,424	230,848	1,980	100%
243	Zhejiang	Country Garden - Ten Miles Spring Breeze*	Huzhou (Wuxing)	113,635	227,270	1,191	100%
244	Zhejiang	Country Garden - City of Light*	Jinhua (Pujiang)	35,813	71,627	244	100%
245	Zhejiang	Country Garden - Xijiangyue*	Shaoxing (Xinchang)	34,487	76,561	394	40%

Code	Province	Project	City(District)	Site Area	Expected GFA	Land Cost	CG Equity
				(sqm)	(sqm)	(RMB Million)	Ratio **
246	Zhejiang	Cixi Wutong Mansion*	Ningbo (Cixi)	37,719	94,298	257	28%
247	Henan	Country Garden - Phoenix City*	Xuchang (Changge)	56,218	168,655	280	100%
248	Henan	Country Garden - Phoenix City*	Xuchang (Changge)	45,167	135,500	212	100%
249	Henan	Country Garden - Phoenix City*	Xuchang (Changge)	57,237	171,711	269	100%
250	Henan	Country Garden - Phoenix City*	Xuchang (Changge)	8,004	24,013	38	100%
251	Anhui	Country Garden - Jade Bay*	Huangshan (Huizhou)	28,236	48,001	86	90%
252	Yunnan	Zhongnan - Zhongliang - Country Garden Tianyun*	Kunming (Anning)	15,668	47,004	50	33%
253	Jiangxi	Country Garden Bosheng - Yuxi Mansion*	Shangrao (Yushan)	86,158	126,652	273	26%
254	Tianjin	Country Garden - Lixianghai*	Tianjin (Bin Hai)	159,458	189,755	664	30%
255	Tianjin	Country Garden - Xihutai*	Tianjin (Dongli)	71,233	76,220	565	33%
256	Guangdong	Country Garden - Agile Grand Mansion*	Yunfu (Xinxing)	40,069	132,227	275	45%
257	Shandong	Country Garden - Laifengtai*	Yantai (Laizhou)	66,933	133,867	179	70%
258	Guangxi	Lingchuan Country Garden*	Guilin (Lingchuan)	62,707	169,308	85	100%
259	Hubei	Country Garden - Ten Miles Riverside*	Shiyan (Fangxian)	105,400	168,640	96	68%
260	Sichuan	Country Garden - Tianyue Mansion*	Neijiang (Zizhong)	38,857	77,713	205	100%
261	Sichuan	Country Garden - Mianzhu Mansion One*	Deyang (Mianzhu)	52,160	182,560	214	100%
262	Anhui	Country Garden - Golden Era Metropolitan*	Bengbu (Longzihu)	40,344	96,826	429	100%
263	Zhejiang	Country Garden - Longyue*	Shaoxing (Xinchang)	58,627	134,842	688	100%
264	Jiangxi	Country Garden Zhongbang - Yongfengjun*	Shangrao (Guangfeng)	65,607	150,895	289	56%
265	Hunan	Country Garden - Hezhou Mansion*	Huaihua (Hecheng)	134,983	337,458	344	51%
266	Shanxi	Zhangzi Country Garden*	Changzhi (Zhangzi)	26,553	71,960	61	70%
267	Henan	Country Garden - Junzhou Mansion*	Hebi (Junxian)	45,793	114,483	40	100%
268	Henan	Country Garden - Junzhou Mansion*	Hebi (Junxian)	45,847	114,617	40	100%
269	Shaanxi	Country Garden - Jinzhou Mansion - Huan Garden*	Ankang (Hanbin)	46,307	118,545	381	100%
270	Shaanxi	Country Garden - Jinzhou Mansion*	Ankang (Hanbin)	155,140	443,701	790	100%
271	Beijing	To be confirmed*	Beijing (Yanqing)	123,689	197,903	3,320	100%
272	Hunan	To be confirmed*	Xiangtan (Yuetang)	60,155	156,402	683	85%
273	Hunan	To be confirmed*	Changde (Shimen)	26,828	75,118	75	85%
274	Fujian	To be confirmed*	Putian (Chengxiang)	62,185	136,806	1,450	47%
275	Henan	Minquan Country Garden*	Shangqiu (Minquan)	61,149	134,529	110	60%
276	Henan	Minquan Country Garden*	Shangqiu (Minquan)	83,805	184,370	210	60%
277	Henan	Minquan Country Garden*	Shangqiu (Minquan)	77,166	169,765	193	60%
278	Jiangsu	To be confirmed*	Nantong (Tongzhou)	63,680	103,162	613	85%
279	Hainan	Country Garden - Ten Miles Flowers*	Dingan (Dingcheng)	63,333	115,900	171	35%
280	Hunan	Linli Country Garden	Changde (Linli)	8,647	20,752	9	85%

Code	Province	Project	City(District)	Site Area	Expected GFA	Land Cost	CG Equity
				(sqm)	(sqm)	(RMB Million)	Ratio **
281	Guangxi	Pingle Country Garden*	Guilin (Pingle)	105,993	317,980	143	51%
282	Sichuan	Country Garden - Lingjiang Mansion*	Meishan (Renshou)	42,132	50,559	200	60%
283	Sichuan	Country Garden - Lingjiang Mansion*	Meishan (Renshou)	43,705	65,558	344	70%
284	Hubei	Country Garden - Zihuan*	Suizhou (Zengdu)	90,000	189,000	330	91%
285	Tianjin	Country Garden - Shiguanghai*	Tianjin (Binghai)	68,827	103,241	282	28%
286	Anhui	Country Garden - Yinchunqiu*	Fuyang (Yingshang)	51,210	153,629	420	90%
287	Anhui	To be confirmed*	Liuan (Shucheng)	53,939	91,696	309	54%
288	Tianjin	Country Garden - Lize Mansion*	Tianjin (Jinghai)	53,528	58,880	330	100%
289	Tianjin	To be confirmed*	Tianjin (Baodi)	62,967	94,450	289	33%
290	Hunan	Country Garden - Jiangshanyipin*	Chenzhen (Suxian)	131,866	329,665	302	70%
291	Hunan	To be confirmed*	Changsha (Changsha)	21,088	126,529	247	100%
292	Zhejiang	Country Garden - Jinlin Mansion*	Zhoushan (Putuo)	27,863	41,794	196	24%
293	Guangdong	To be confirmed*	Guangzhou (Zengcheng)	40,049	100,124	1,336	100%
294	Henan	Suiping Country Garden*	Zhumadian (Suiping)	53,083	106,166	88	89%
295	Henan	Ningling Country Garden*	Shangqiu (Ningling)	50,842	127,105	126	47%
296	Hunan	To be confirmed*	Yiyang (Yuanjiang)	186,256	558,767	285	100%
297	Henan	Zhengzhou Country Garden	Zhengzhou (Xingyang)	138,191	203,141	290	47%
298	Yunnan	Lincang Country Garden*	Lincang (Linxiang)	120,093	156,121	146	60%
299	Guangdong	Country Garden - Yunlu International Community*	Shenzhen (Longgang)	21,533	110,897	1,256	60%
300	Jiangxi	To be confirmed*	Ganzhou (Dingnan)	37,613	120,363	108	51%
301	Zhejiang	Country Garden - Tianningyuanzu*	Jiaxin (Jiashan)	53,442	106,883	543	100%
302	Hebei	Country Garden - The Peak*	Tangshan (Lunan)	63,307	158,267	220	100%
303	Zhejiang	Country Garden - Dangdaitianyu*	Huzhou (Wuxing)	26,802	42,883	142	40%
304	Guangdong	Country Garden - The Cloud Palace*	Qingyuan (Yingde)	123,880	531,445	702	60%
305	Anhui	Sixian Country Garden*	Suzhou (Sixian)	65,666	144,465	276	30%
306	Hunan	Country Garden - Xin Hui*	Changsha (Changsha)	25,545	76,635	119	100%
307	Jiangxi	Country Garden Jiulong Lake Hot Spring Town*	Nanchang (Donghu)	529,007	825,251	2,929	20%
308	Anhui	Country Garden - Park Tian Xia*	Bozhou (Woyang)	63,493	114,288	286	90%
309	Guangdong	Country Garden - Jiulong Bay*	Heyuan (Lianping)	42,293	116,730	74	100%
310	Yunnan	Puer Country Garden*	Puer (Simao)	190,020	313,533	445	47%
311	Guangdong	Country Garden Ten Miles of Beach Bicui Lake	Huizhou (Huidong)	63,738	64,375	134	85%
312	Jiangsu	To be confirmed*	Suzhou (Taicang)	53,140	92,995	1,190	91%
313	Guizhou	Country Garden - Misty Stream*	Guiyang (Huaxi)	76,895	210,692	182	51%
314	Sichuan	Country Garden - Boyue Mansion*	Neijiang (Shizhong)	91,400	228,500	622	100%
315	Yunnan	Zhongliang - Country Garden Guobin Mansion*	Baoshan (Longyang)	114,278	285,695	394	50%

Code	Province	Project	City(District)	Site Area	Expected GFA	Land Cost	CG Equity
				(sqm)	(sqm)	(RMB Million)	Ratio **
316	Hebei	Country Garden - Xin Hui*	Shijiazhuang (Luquan)	73,014	182,536	421	45%
317	Jiangsu	To be confirmed	Suzhou (Zhangjiagang)	8,579	19,731	37	28%
318	Jiangsu	To be confirmed*	Nantong (Haimen)	107,183	192,929	1,505	21%
319	Jiangxi	Longnan Country Garden*	Ganzhou (Longnan)	113,166	310,074	389	100%
320	Shandong	Country Garden - Tianyu*	Dongying (Lijin)	39,866	67,772	60	100%
321	Shandong	Country Garden - Laifengtai*	Yantai (Laiyang)	43,000	88,150	77	100%
322	Shandong	Country Garden - Laifengtai*	Yantai (Laiyang)	39,800	77,610	71	100%
323	Guizhou	Country Garden - Starry Bay*	Qindongnan (Kaili)	55,487	166,460	294	85%
324	Hubei	Chibi Country Garden*	Xianning (Chibi)	38,189	114,566	142	60%
325	Sichuan	Country Garden - Tianyue*	Liangshan (Xichang)	66,633	186,573	772	100%
326	Anhui	To be confirmed*	Wuhu (Fanchang)	53,605	107,210	260	51%
327	Shaanxi	Country Garden - Tongzhou Manor*	Weinan (Dali)	116,513	233,027	122	100%
328	Guangdong	Country Garden - Daming Mansion	Maoming (Maonan)	5,000	15,000	48	100%
329	Guizhou	Yuqing Country Garden*	Zunyi (Yuqing)	51,453	128,633	46	43%
330	Guangdong	Country Garden - Donghui Town*	Shanwei (Lufeng)	66,395	167,316	92	100%
331	Guangdong	Country Garden - The Manor*	Shantou (Chaoyang)	88,291	397,310	603	74%
332	Fujian	Country Garden - Boyao Mansion*	Fuzhou (Minqing)	60,467	120,934	423	25%
333	Guizhou	Chishui Country Garden*	Zunyi (Chishui)	103,780	259,450	93	100%
334	Zhejiang	Country Garden - CIFI Metro Legend*	Wenzhou (Leqing)	65,086	130,171	702	19%
335	Henan	Shangjie Country Garden*	Zhengzhou (Shangjie)	47,747	119,367	389	100%
336	Hunan	Country Garden - The Manor*	Hengyang (Hengyang)	97,111	219,471	136	100%
337	Hunan	To be confirmed*	Binzhou (Beihu)	27,756	90,762	264	90%
338	Hunan	To be confirmed*	Changsha (Yuelu)	190,606	354,527	1,233	100%
339	Guizhou	Xiuwen Country Garden*	Guiyang (Xiuwen)	104,367	156,550	110	85%
340	Hebei	Country Garden - Jiangshanyin*	Cangzhou (Xinhua)	51,136	112,499	439	100%
341	Guangdong	Country Garden - Zhuangyuan Mansion*	Qingyuan (Yingde)	5,587	17,877	74	100%
342	Guizhou	Country Garden - Longcheng Mansion*	Qinnan (Longli)	294,475	117,790	198	85%
343	Hunan	Huayuan Country Garden*	Xiangxi (Huayuan)	67,811	169,528	120	100%
344	Guangxi	Country Garden - One River*	Hezhou (Babu)	38,653	115,960	312	85%
345	Guangxi	Longzhou Country Garden*	Chongzuo (Longzhou)	27,747	69,367	21	85%
346	Henan	Luoshan Country Garden*	Xinyang (Luoshan)	54,267	108,533	189	100%
347	Jiangsu	Country Garden - Central Park	Zhenjiang (Jurong)	2,440	25,303	29	85%
348	Anhui	Country Garden - Park One*	Xuancheng (Xuanzhou)	34,812	62,662	319	51%
349	Anhui	Country Garden - Baolong Bay*	Fuyang (Yingquan)	52,093	114,605	351	90%
350	Hubei	Changyang Country Garden*	Yichang (Changyang)	49,200	177,120	44	38%

Code	Province	Project	City(District)	Site Area	Expected GFA	Land Cost	CG Equity
				(sqm)	(sqm)	(RMB Million)	Ratio **
351	Hubei	Country Garden - Lida County*	Jinzhou (Gongan)	26,889	59,155	157	51%
352	Henan	Yiyang Country Garden*	Luoyang (Yiyang)	23,673	47,347	28	100%
353	Sichuan	Country Garden - Phoenix Den*	Suining (Anju)	50,723	142,023	227	100%
354	Sichuan	Changxi Country Garden*	Guangyuan (Cangxi)	39,210	137,235	262	100%
355	Sichuan	Country Garden - Riverbay Town*	Bazhong (Enyang)	52,335	130,839	186	34%
356	Hunan	Country Garden - Xuefu One*	Hengyang (Leiyang)	167,983	419,957	214	70%
357	Zhejiang	City of Ideology*	Wenzhou (Longwan)	65,148	176,551	1,457	18%
358	Guangxi	Dongxing Country Garden*	Fangchenggang (Dongxing)	57,693	184,619	101	85%
359	Henan	Country Garden - Jade Mansion*	Sanmenxia (Lushi)	44,605	89,210	52	60%
360	Jiangsu	Country Garden - Manor Rivera*	Zhenjiang (Yangzhong)	55,260	121,572	588	70%
361	Jiangxi	Guangchang Country Garden*	Fuzhou (Guangchang)	48,553	97,107	219	90%
362	Gansu	Country Garden - Binhu Bay*	Zhangye (Ganzhou)	38,644	38,644	27	100%
363	Chongqing	Country Garden - Jade Blue Hill*	Chongqing (Nanchuan)	57,147	138,866	202	100%
364	Chongqing	Country Garden - Jade Manor*	Chongqing(Nanchuan)	14,502	33,790	51	100%
365	Sichuan	Country Garden - Tianxi*	Mianyang (Jiangyou)	44,904	134,711	216	45%
366	Henan	Huaibin Country Garden*	Xinyang (Huaibin)	39,012	70,222	70	100%
367	Guangxi	Country Garden - Riverside Mansion*	Fangchenggang (Fangcheng)	11,540	51,930	105	85%
368	Guangxi	Xiangzhou Country Garden*	Laibin (Xiangzhou)	29,293	58,587	32	85%
369	Shandong	Country Garden - Boyue Town*	Heze (Mudan)	109,833	285,567	422	100%
370	Shandong	To be confirmed*	Zaozhuang (Shizhong)	160,667	385,600	1,075	100%
371	Shandong	To be confirmed*	Liaocheng (Jingkaiqu)	107,440	247,112	1,517	100%
372	Zhejiang	Country Garden - Shanhu Yuanzhu*	Jiaxing (Pinghu)	65,353	156,846	314	100%
373	Hebei	To be confirmed*	Zhangjiakou (Qiaodong)	69,051	179,533	1,171	100%
374	Guangdong	Country Garden - Moon Valley*	Huizhou (Longmen)	64,613	96,920	157	60%
375	Chongqing	Country Garden - Jade Blue Hill*	Chongqing (Jiangjin)	39,099	78,197	74	100%
376	Jiangxi	Country Garden - Pearl Mansion*	Shangrao (Wannian)	70,000	210,000	325	50%
377	Yunnan	Luoping Country Garden*	Qujing (Luoping)	66,667	133,333	45	51%
378	Zhejiang	Country Garden - City of Light*	Huzhou (Wuxing)	88,057	158,503	661	100%
379	Zhejiang	Country Garden - Golden Age*	Huzhou (Wuxing)	90,005	180,011	756	100%
380	Zhejiang	To be confirmed*	Huzhou (Wuxing)	79,005	142,210	1,135	100%
381	Henan	Country Garden - Caizhou Mansion*	Zhumadian (Xincai)	53,474	106,947	121	100%
382	Zhejiang	Country Garden - Diamond Bay*	Taizhou (Wenling)	45,671	73,074	227	100%
383	Shandong	To be confirmed*	Liaocheng (Linqing)	39,965	87,923	160	100%
384	Hunan	Country Garden - Daxueyinxiang	Xiangtan (Yuhu)	65,530	183,484	393	51%
385	Guangxi	Binyang Country Garden*	Nanning (Binyang)	33,547	100,640	234	85%

Code	Province	Project	City(District)	SiteArea	Expected GFA	Land Cost	CGE q uity
				(sqm)	(sqm)	(RMB Million)	Ratio **
386	Henan	Fugou Country Garden*	Zhoukou (Fugou)	36,940	73,880	109	100%
387	Guangxi	Country Garden - Seaside Holiday*	Fangchenggang (Gangkou)	55,035	192,624	477	85%
388	Anhui	Country Garden - Hechang Ray of Times*	Hefei (Lujiang)	120,187	240,374	811	46%
389	Hunan	To be confirmed*	Yueyang (Miluo)	69,672	188,113	158	65%
390	Guangdong	Ruyuan Country Garden*	Shaoguan (Ruyuan)	45,865	114,662	74	80%
391	Guangxi	Country Garden - Cambridgeshire*	Guilin (Lingui)	59,687	238,747	194	85%
392	Guangdong	To be confirmed*	Huizhou (Zhongkai)	33,674	117,859	284	88%
393	Hubei	Country Garden ·Li Da ·Tian Xi*	Xiangyang(Zaoyang)	94,900	275,210	543	45%
394	Hubei	Yun Jing 、 Yun Xi、 Guang Gu Zun *	Wuhan(Donghugaoxin qu)	195,450	650,850	4,288	86%
395	Liaoning	Country Garden ·Yu Long Mansion *	Huludao(Longgang)	94,001	172,021	304	51%
396	Guangdong	Country Garden ·Yun Ding *	Shantou(Chaonan)	48,760	195,040	1,133	93%
397	Henan	Country Garden ·Tian Xi*	Anyang(Linzhou)	20,620	51,550	84	100%
398	Henan	Jian Ye Country Garden ·Tian Lu *	Anyang(Linzhou)	46,875	117,188	169	100%
399	Zhejiang	Country Garden ·Shi Li Chun Feng *	Hangzhou(Tonglu)	68,860	96,404	1,066	94%
400	Jiangsu	Zhen Jiang Jin Shan Ming Zhu *	Zhenjiang(Runzhou)	121,940	158,522	1,044	25%
401	Guangdong	To be confirmed *	Foshan(Shunde)	97,875	391,501	4,000	65%
402	Zhejiang	Country Garden Xin Cheng ·Central Garden *	Huzhou(Wuxing)	54,454	108,908	860	100%
403	Yunnan	Kaiyuan Country Garden *	Honghe(Kaiyuan)	50,000	110,000	158	92%
404	Sichuan	Country Garden ·Jinxi Mansion *	Chengdong(Pidong)	24,633	61,583	508	100%
405	Hunan	Lei yang Country Garden Da Du Hui *	Hengyang(Leiyang)	254,205	610,091	505	85%
406	Jiangxi	Xiajiang Country Garden *	Jian(Xiajiang)	46,940	93,880	138	43%
407	Henan	Miyang Country Garden *	Zhumadian(Miyang)	60,433	151,083	316	100%
408	Henan	Country Garden ·Longyue *	Anyang(Neihuang)	49,895	124,738	83	100%
409	Zhejiang	Country Garden ·Yunding *	Ningbo(Cixi)	65,259	148,138	1,434	66%
410	Fujian	Zhang Ping Country Garden Cheng Yang Yi Pin *	Longyan(Zhangping)	20,560	71,960	160	45%
411	Zhejiang	Country Garden ·Bai Yue Hua Mansion *	Jinhua(Yiwu)	36,078	93,803	391	94%
412	Yunnan	Eryuan Country Garden *	Dali(Eryuan)	75,162	199,931	135	92%
413	Yunnan	Songming Country Garden *	Kunming(Songming)	59,709	149,274	140	92%
414	Zhejiang	Country Garden ·Duhui Shang Cheng *	Zhoushan(Putuo)	28,835	72,087	773	100%
415	Anhui	To be confirmed *	Chuzhou(Laian)	69,220	171,666	233	80%
416	Shanxi	Fenyang Country Garden *	Lvliang(Fenyang)	43,924	87,848	132	100%
417	Shanxi	Fenyang Country Garden *	Lvliang(Fenyang)	39,002	120,906	118	100%
418	Henan	Country Garden ·Tianyu *	Xuchang(Xiangcheng)	70,949	127,709	271	100%
419	Fujian	Ninghua Country Garden *	Sanming(Ninghua)	59,358	97,941	270	100%
420	Anhui	Guzhen Country Garden *	Bangbu(Guzhen)	88,427	206,034	160	46%

Code	Province	Project	City(District)	SiteArea	Expected GFA	Land Cost	CGE q uity
				(sqm)	(sqm)	(RMB Million)	Ratio **
421	Henan	Jiaxian Country Garden *	Pingdingshan(Jiaxian)	116,856	233,711	145	54%
422	Henan	Country Garden ·Feng Qi Tai *	Puyang(Taiqian)	55,600	111,199	57	100%
423	Zhejiang	Country Garden ·Xi Xi Yuan Zhu *	Quzhou(Kecheng)	22,224	33,336	218	65%
424	Hubei	Xiantao Country Garden *	Xiantao	89,333	250,133	725	91%
425	Hebei	Country Garden ·Jinzhou Mansion *	Shijiazhuang(Jinzhou)	40,708	81,417	154	100%
426	Shanxi	Meixian Country Garden Xue Mansion Yi Hao *	Baoji(Meixian)	54,000	126,900	45	100%
427	Shanxi	Pucheng Country Garden Jade Hua Mansion *	Weinan(Pucheng)	45,173	90,347	88	85%
428	Hebei	Country Garden ·Jinzhou Mansion *	Shijiazhuang(Jinzhou)	35,115	70,230	133	100%
429	Shanxi	Shangluo Country Garden Jade Wan *	Shangluo(Shangzhou)	42,000	105,000	127	100%
430	Hebei	Handan Country Garden · Donglin Mansion *	Handan(Gaokai)	105,021	210,041	721	100%
431	Sichuan	Country Garden · Cheng Yang Shou Mansion *	Meishan(Hongya)	42,484	63,726	95	100%
432	Sichuan	Country Garden · Cheng Yang Shou Mansion *	Meishan(Hongya)	63,580	114,445	147	100%
433	Shanxi	Xinzhou Country Garden *	Xinzhou(Xinfu)	80,405	241,216	398	56%
434	Sichuan	Country Garden · Cheng Yang Shou Mansion *	Meishan(Hongya)	79,365	142,857	178	100%
435	Sichuan	Santai Country Garden *	Mianyang(Santai)	22,000	55,000	153	100%
436	Guangdong	Country Garden ·Garden No1 *	Dongguan(Dalingshan)	10,212	25,530	382	87%
437	Zhejiang	Binjiang ·Jin Se Jia Yuan *	Wenzhou(Leqing)	80,001	280,004	1,426	19%
438	Chongqing	Hechuan ·Zhi Hui Jia *	Chongqing(Hechuan)	73,333	146,667	353	100%
439	Sichuan	Country Garden ·Tian Xi Bay *	Yaan(Tianquan)	27,197	54,395	47	85%
440	Henan	Xiuwu Country Garden Xing Hui*	Jiaozuo(Xiuwu)	80,667	161,333	146	100%
441	Hebei	Country Garden ·Guan Lan No1*	Xingtai(Qiaoxi)	65,246	143,542	309	100%
442	Sichuan	Country Garden · Cheng Yang Shou Mansion *	Meishan(Hongya)	30,427	45,640	68	100%
443	Hubei	Dan Jiang Kou Country Garden *	Shiyan(Danjiangkou)	70,000	198,800	105	43%
444	Guangxi	Xingan Country Garden *	Guilin(Xingan)	30,000	90,000	40	100%
445	Hunan	Huayuan Country Garden Hai Lan Cheng *	Changsha(Changsha)	55,333	166,000	816	50%
446	Hunan	Huayuan Country Garden Hai Lan Cheng *	Changsha(Changsha)	79,333	238,000	1,115	50%
447	Hunan	Xiangtan Country Garden Tian Xi*	Xiangtan(Xiangtan)	66,667	233,333	459	85%
448	Shanxi	Tongchuan Country Garden Jade Mansion *	Tongchuan(Yaozhou)	115,333	288,333	565	100%
449	Guizhou	Country Garden ·Dan Sha Yuan *	Tongren(Wanshan)	49,333	172,667	83	36%
450	Hebei	Country Garden ·Lian Xiang Xiao Zhen *	Tangshan(Zunhua)	236,000	243,080	124	46%
451	Yunnan	Country Garden Long Teng Shi Jia *	Kunming(Wuhua)	18,667	118,160	259	51%
452	Sichuan	Mei De Country Garden · Guan Lan Mansion *	Chengdong(Pengzhou)	49,333	98,667	236	20%
453	Anhui	Liu An Country Garden Phoenix City *	Liuan(Yuan)	199,747	419,468	1,102	32%
454	Anhui	To be confirmed *	Xuancheng(Jixi)	14,335	20,069	27	51%
455	Qinghai	Ping'an Country Garden *	Haidong(Pingan)	35,333	77,733	58	51%

Code	Province	Project	City(District)	Site Area	Expected GFA	Land Cost	CG Equity
				(sqm)	(sqm)	(RMB Million)	Ratio **
456	Guangxi	To be confirmed *	Wuzhou(Mengshan)	38,000	76,000	48	100%
457	Guangdong	To be confirmed *	Jieyang(Puning)	33,333	150,000	215	80%
458	Sichuan	To be confirmed *	Neijiang(Zizhong)	47,348	94,696	213	100%
459	Sichuan	Daying Country Garden *	Suining(Daying)	59,333	148,333	192	100%
460	Hubei	Country Garden ·Yun Ting *	Yichang(Yiling)	66,667	200,000	345	60%
461	Henan	Shangshui Country Garden ·Tian Yu *	Zhoukou(Shangshui)	62,000	111,600	112	100%
462	Yunnan	To be confirmed *	Lincang(Fengqing)	13,333	34,267	26	100%
463	Yunnan	Yuanmou Country Garden *	Chuxiong(Yuanmou)	31,333	75,200	72	53%
464	Sichuan	Country Garden ·Yue Liang Bay *	Guangyuan(Zhaohua)	27,333	68,333	50	100%
465	Henan	Wuzhi Country Garden *	Jiaozuo(Wuzhi)	41,247	103,117	124	100%
466	Guangxi	Zhongshan Country Garden *	Hezhou(Zhongshan)	40,000	80,000	68	100%
467	Guangxi	Xingye Country Garden *	Yulin(Xingye)	51,333	205,333	151	100%
468	Sichuan	Country Garden Long Yue Mansion *	Neijiang(Weiyuan)	53,283	159,850	368	80%
469	Anhui	Liu An Country Garden Phoenix City *	Luan(Yuan)	32,373	51,797	81	27%
470	Shaanxi	Weinan Country Garden Jade Hao Ting *	Weinan(Fuping)	41,487	86,707	21	85%
471	Henan	Shangshui Country Garden ·Xing Hui*	Zhoukou(Shangshui)	19,747	49,367	33	100%
472	Gansu	Country Garden ·Jiu Long Bay *	Lanzhou(Honggu)	121,593	328,302	219	70%
473	Henan	Country Garden ·Yun Jing*	Nanyang(Dengzhou)	30,427	54,768	115	63%
474	Sichuan	Yanting Country Garden *	Mianyang(Yanting)	33,900	101,700	85	100%
475	Anhui	Mansionnan Country Garden ·Long yue *	Fuyang(Funan)	48,940	97,880	224	95%
476	Hunan	To be confirmed *	Hengyang(Zhengxiang)	45,187	135,560	500	100%
477	Hunan	To be confirmed *	Yueyang(Xiangyin)	27,640	96,740	120	51%
478	Hunan	Changde Country Garden Shi Li Garden *	Changde(Wuling)	129,020	335,452	445	85%
479	Hunan	Hengyang Country Garden Ling hu Shi Jia *	Hengyang(Zhuhui)	79,880	239,640	678	100%
480	Henan	Runan Country Garden *	Zhumadian(Runan)	119,033	214,260	234	70%
481	Henan	To be confirmed *	Zhengzhou(Jinshui)	5,272	28,783	76	49%
482	Xinjiang	To be confirmed *	Wulumuqi(Benjishui)	53,227	170,325	778	100%
483	Henan	Country Garden ·Wang Xi tai *	Anyang(Tangyin)	49,650	109,229	113	100%
484	Henan	Country Garden Hui Feng ·Jade Jun *	Puyang(Qingfeng)	58,288	104,336	122	100%
485	Hubei	Country Garden ·Shi Dai Zhi Guang *	Huanggang(Macheng)	16,753	33,507	11	85%
486	Guangxi	To be confirmed *	Wuzhou(Tengxian)	18,053	63,187	27	100%
487	Guangxi	To be confirmed *	Wuzhou(Tengxian)	13,900	48,650	21	100%
488	Anhui	To be confirmed *	Xuancheng(Shuiyang)	15,467	23,200	15	85%
489	Henan	Country Garden ·Jade Jun *	Nanyang(Xichuan)	59,700	149,250	135	93%
490	Guizhou	Wuchuan Country Garden *	Zunyi(Wuchuan)	50,553	176,937	74	100%

Code	Province	Project	City(District)	Site Area	Expected GFA	Land Cost	CG Equity
				(sqm)	(sqm)	(RMB Million)	Ratio **
491	Zhejiang	Pinghu Country Garden Wei Lan *	Jiaxing(Pinghu)	58,607	152,377	802	100%
492	Zhejiang	Nanxun Country Garden Bo Yue Mansion *	Huzhou(Nanxun)	83,440	150,192	747	100%
493	Guangdong	Raoping Country Garden *	Chaozhou(Raoping)	29,933	119,733	211	80%
494	Shaanxi	Danfeng Country Garden Zi Yu Mansion *	Shangluo(Danfeng)	66,040	186,233	90	100%
495	Hebei	Cangzhou Country Garden Tian Yu Hua Mansion *	Cangzhou(Qingxian)	28,967	57,933	173	99%
496	Hebei	Xianxian Country Garden Shou Mansion *	Cangzhou(Xianxian)	22,393	44,787	109	99%
497	Hubei	Country Garden ·Central Garden *	Huanggang(Huangzhou)	63,307	158,267	435	43%
498	Shandong	Country Garden ·Yun Cui Mountain *	Jinan(Pingyin)	117,640	158,814	407	100%
499	Henan	Nanzhao Country Garden *	Nanyang(Nanzhao)	103,120	257,800	131	46%
500	Henan	Zhengyang Country Garden *	Zhumadian(Zhengyang)	13,360	26,720	16	100%
501	Shaanxi	Tongchuan Country Garden Jin Yang Xue Mansion *	Tongchuan(Yaozhou)	33,153	116,037	35	100%
502	Shaanxi	Shangnan Country Garden Lu Cheng Shou Mansion *	Shangluo(Shangnan)	32,080	96,240	28	100%
503	Shaanxi	Yan'an Country Garden Luo Chuan Mansion *	Yanan(Luochuan)	49,993	99,987	90	100%
504	Guangdong	To be confirmed *	Shanwei(Lufeng)	187,060	561,180	909	70%
505	Hebei	Xinji Country Garden Tian Yu *	Shijiazhuang(Xinji)	31,013	68,229	104	51%
506	Henan	Xixian Country Garden *	Xinyang(Xixian)	60,327	133,925	70	51%
507	Sichuan	Country Garden ·Lan Shan *	Liangshan(Mianning)	31,180	109,130	120	100%
508	Yunnan	Country Garden Shui Yun Yao *	Nujiang(Lushui)	10,813	32,440	41	100%
509	Yunnan	Lushui Country Garden *	Nujiang(Lushui)	82,840	149,112	134	100%
510	Sichuan	Country Garden ·Bo Yue Mansion *	Guangan(Qianfeng)	50,587	91,056	73	100%
511	Shaanxi	Longxian Country Garden Long Zhou Mansion *	Baoji(Longxian)	83,607	173,066	60	100%
512	Hunan	Youzhou Country Garden Youzhou Mansion *	Zhuzhou(Youxian)	56,540	141,350	137	68%
513	Hunan	Youzhou Country Garden Guo Bin Mansion *	Zhuzhou(Youxian)	123,067	307,667	317	85%
514	Hunan	To be confirmed *	Zhuzhou(Youxian)	38,600	96,500	97	85%
515	Hunan	Ningyuan Country Garden *	Yongzhou(Ningyuan)	83,380	208,450	374	85%
516	Hubei	Country Garden ·Shi Dai City *	Xiaogan(Xiaochang)	49,887	119,728	129	51%
517	Jiangsu	Country Garden ·Phoenix Yuan Zhu *	Lianyungang(Gaoxinqu)	56,593	113,187	720	40%
518	Guangdong	Xu Wen Country Garden ·Jun Yue Hai *	Zhanjiang(Xuwen)	19,267	67,433	45	51%
519	Fujian	Shi Mao Country Garden Bao Long ·Xing He City *	Quanzhou(Huian)	185,540	482,404	1,476	33%
520	Guangdong	To be confirmed *	Heyuan(Dongyuan)	30,127	90,380	188	70%
521	Zhejiang	Shidai Country Garden ·Tian Cheng Mansion *	Wenzhou(Longwan)	41,360	103,400	978	31%
522	Zhejiang	Country Garden ·Xi Jiang Moon *	Taizhou(Huangyan)	63,100	148,916	1,025	47%
523	Zhejiang	Country Garden ·Xing Hui*	Jinhua(Yiwu)	17,995	37,789	346	65%
524	Zhejiang	Hetai Country Garden ·Jin Xiu City *	Lishui(Suichang)	57,290	91,664	553	37%
525	Jiangxi	Country Garden ·Tian Lu *	Pingxiang(Shangli)	93,220	205,084	122	95%

Code	Province	Project	City(District)	Site Area	Expected GFA	Land Cost	CG Equity
				(sqm)	(sqm)	(RMB Million)	Ratio**
526	Anhui	To be confirmed *	Tongling(Tongguan)	61,063	116,019	394	90%
527	Anhui	To be confirmed *	Wuhu(Wuwei)	53,548	85,677	295	100%
528	Zhejiang	Nanxun Country Garden Cheng Tou Xi Jiang Moon *	Huzhou(Nanxun)	79,273	103,055	357	45%
529	Guangdong	To be confirmed *	Huizhou(Zhongkai)	202,219	469,148	636	50%
530	Guangdong	To be confirmed *	Huizhou(Zhongkai)	94,793	254,047	330	50%
Total				36,365,124	84,777,697	224,164	
June sub-total				8,547,647	20,458,313	49,935	

*New projects in 2018

**CG's project level equity stake may subject to change due to the implementation of the partnership scheme, under which CG's senior management teams from both HQ and project level are required to take no more than 15% of equity of all the projects acquired after October 2014.