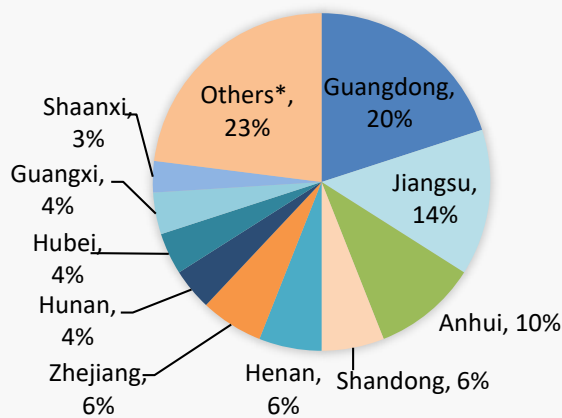


Country Garden Holdings Company Limited (“Country Garden” or the “Company”) together with its subsidiaries, (collectively, the “Group”) (stock code: 2007) is one of China’s leading integrated property developers and a constituent stock of Hang Seng Index. The Group became a constituent stock of MSCI Global Standard Indices on 1 September 2007, Hang Seng Composite Index and Hang Seng Mainland 100 on 10 September 2007, FTSE China 50 Index on 14 September 2016, Hang Seng China (Hong Kong-listed) 25 Index on 12 June 2017, and Hang Seng China 50 Index on 5 March 2018.

Contracted Sales

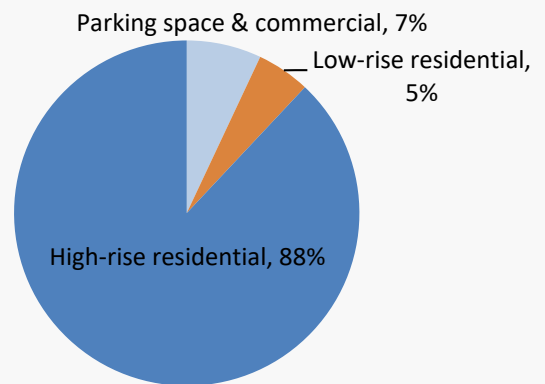
■ For the first month of 2019, the Group, together with its joint ventures and associates, achieved contracted sales and contracted sales GFA attributable to owners of the Company amounted to RMB 33.07 billion and 3.82 million square meters (“sqm”), respectively.

Geographical breakdown of contracted sales for the first month of 2019 (By Attributable Value)



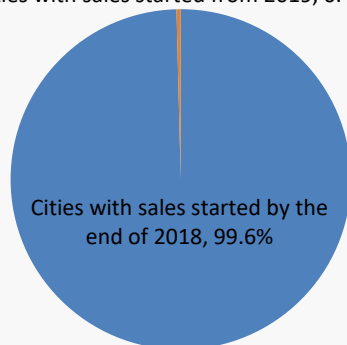
Note : Others* including Fujian, Hebei, Yunnan, Guizhou, Jiangxi, Sichuan, Hainan, Shanxi, Tianjin, Chongqing, Liaoning, Gansu, Hong Kong, Malaysia, Ningxia, Shanghai, Qinghai, Xinjiang, Inner Mongolia, Beijing, Thailand, Australia, Jilin, Tibet and Heilongjiang.

Product type breakdown of contracted sales for the first month of 2019 (By Attributable Value)

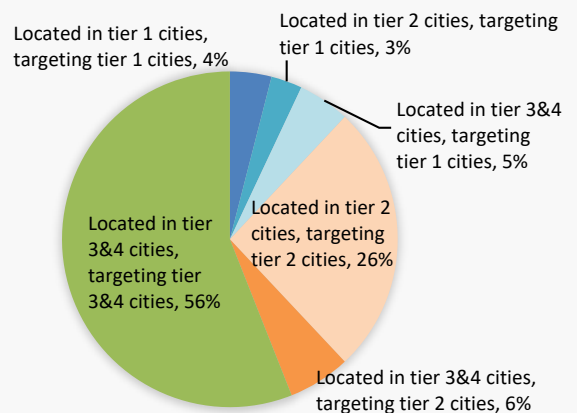


City type breakdown of onshore contracted sales for the first month of 2019 (By Attributable Value)

Cities with sales started from 2019, 0.4%

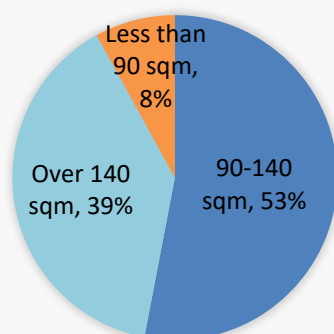


Domestic tier of cities breakdown of contracted sales for the first month of 2019 (By Attributable Value)

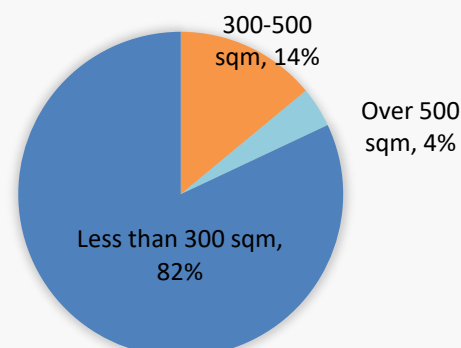


Contracted Sales(Cont'd)

Unit size breakdown of contracted sales of high-rise residential products for the first month of 2019
(By Attributable Value)



Unit size breakdown of contracted sales of low-rise residential products for the first month of 2019
(By Attributable Value)



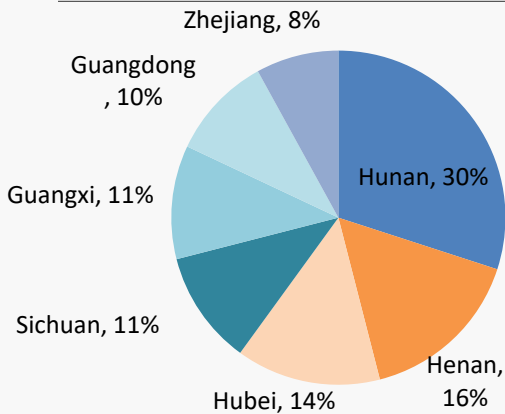
■ Top ten cities where the Group, together with its joint ventures and associates, achieved the highest attributable contracted sales for the first month of 2019 were as follows; the aggregated contracted sales in these 10 cities attributable to the Company was approximately RMB 8.37 billion, accounting for approximately 25.3% of the total attributable contracted sales.

Cities(By Location)	Attributable Contracted Sales (RMB Billion)	Attributable Contracted Sales GFA('000 sqm)	Attributable Contracted Sales ASP (RMB per sqm)
Guangdong-Huizhou	1.2	116	10,727
Guangdong-Foshan	1.1	114	10,103
Jiangsu-Suzhou	1.1	70	16,120
Shaanxi-Xi'an	1.0	85	11,416
Jiangsu-Zhenjiang	0.7	31	22,400
Zhejiang-Wenzhou	0.7	62	11,064
Guangdong-Dongguan	0.7	95	7,098
Guizhou-Guiyang	0.7	76	8,617
Jiangsu-Nantong	0.6	35	17,116
Guangdong-Guangzhou	0.6	48	12,152

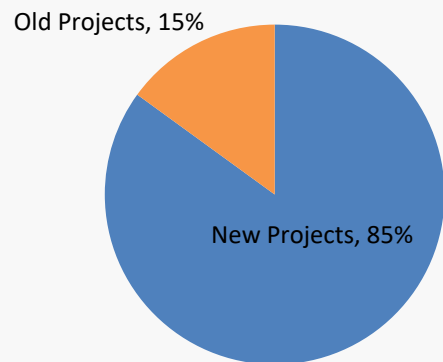
New Land Acquisitions in China

■ For the first month in 2019, the Group acquired land in China which its estimated attributable GFA to the owners of the Company was approximately 1.92 million sqm, and the total attributable land premium was approximately RMB 5.8 billion, the average attributable land price was approximately RMB3,007 per sqm. The breakdown of the estimated attributable GFA or value to the owners of the Company was as follows:

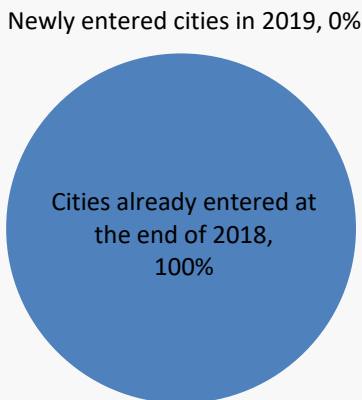
Provinces breakdown of newly acquired lands for the first month of 2019 (By Attributable GFA)



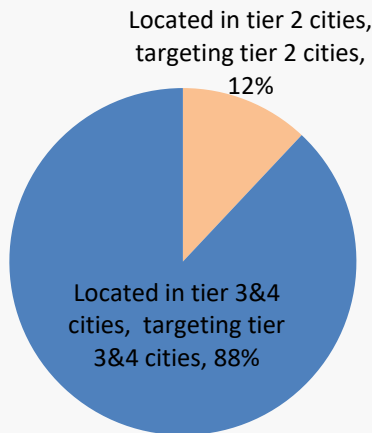
Project type breakdown of newly acquired lands for the first month of 2019 (By Attributable GFA)



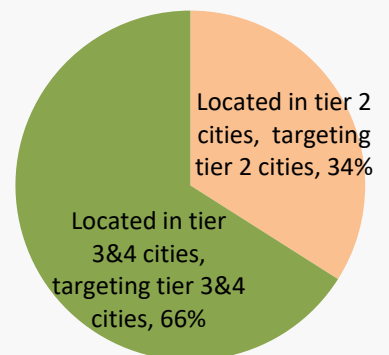
City type breakdown of newly acquired lands for the first month of 2019 (By Attributable Value)



Tier cities breakdown of newly acquired lands for the first month of 2019 (By Attributable GFA)



Tier cities breakdown of newly acquired lands for the first month of 2019 (By Attributable Value)



Code	Province	Project	City(District)	Site Area	Expected Attributable GFA	Attributable Land Cost
				(sqm)	(sqm)	(RMB Million)
1	Henan	Xinyang Country Garden*	Xinyang (Pingqiao)	72,827	182,067	394
2	Hunan	Country Garden-Qiaochutang	Changde (Wuling)	106,833	235,033	390
3	Hubei	To be confirmed*	Wuhan (Donghu High-tech District)	163,107	232,085	1,945
4	Henan	Country Garden-Xuefuyihao*	Xinyang (Luoshan)	65,640	118,152	153
5	Sichuan	Country Garden-Tianyu*	Meishan (Dongpo)	86,667	216,667	460
6	Guangdong	Country Garden-Jiangshanfu*	Huizhou (Huidong)	19,387	43,620	124
7	Guangdong	To be confirmed*	Qingyuan (Fogang)	32,953	40,183	75
8	Zhejiang	To be confirmed*	Jiaxing (Tongxiang)	63,687	146,479	982
9	Hubei	Country Garden-Yuxi*	Xiangyang (Xiangcheng)	65,507	44,567	124
10	Guangdong	To be confirmed*	Zhanjiang (Lianjiang)	47,253	109,864	281
11	Hunan	To be confirmed*	Yongzhou (lingling)	101,787	339,968	473
12	Guangxi	Country Garden-Central City*	Guigang (Gangbei)	136,573	208,957	366
Total				962,220	1,917,642	5,766
Jan sub-total				962,220	1,917,642	5,766

Note: *New projects in 2019