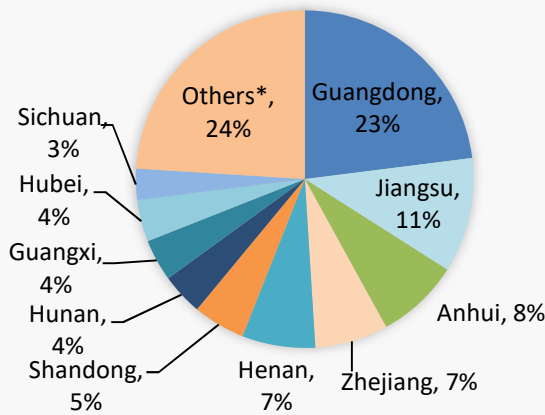


Country Garden Holdings Company Limited (“Country Garden” or the “Company”) together with its subsidiaries, (collectively, the “Group”) (stock code: 2007) is one of China’s leading integrated property developers and a constituent stock of Hang Seng Index. The Group became a constituent stock of MSCI Global Standard Indices on 1 September 2007, Hang Seng Composite Index and Hang Seng Mainland 100 on 10 September 2007, FTSE China 50 Index on 14 September 2016, Hang Seng China (Hong Kong-listed) 25 Index on 12 June 2017, and Hang Seng China 50 Index on 5 March 2018.

Contracted Sales

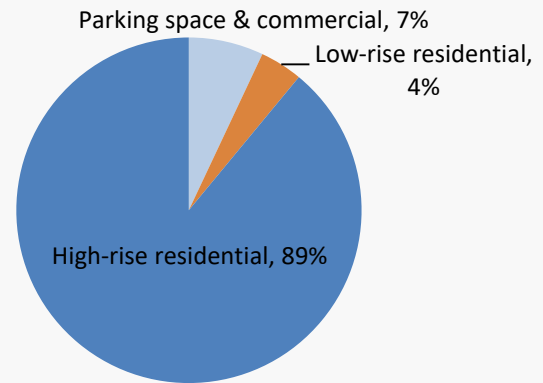
■ For the first 3 months of 2019, the Group, together with its joint ventures and associates, achieved contracted sales and contracted sales GFA attributable to owners of the Company amounted to RMB 120.01 billion and 13.75 million square meters (“sqm”), respectively.

Geographical breakdown of contracted sales for the first 3 months of 2019 (By Attributable Value)



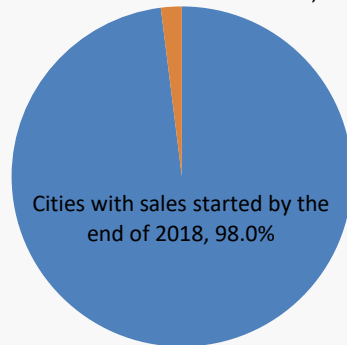
Note : Others* including Guizhou , Shaanxi, Jiangxi, Yunnan, Hebei, Fujian, Hainan, Chongqing, Liaoning , Tianjin, Hong Kong, Shanxi, Malaysia, Gansu, Shanghai , Xinjiang, America, Ningxia, Qinghai, Inner Mongolia, Beijing, Australia, Jilin, Thailand, Indonesia, New Zealand, Heilongjiang and Tibet.

Product type breakdown of contracted sales for the first 3 months of 2019 (By Attributable Value)

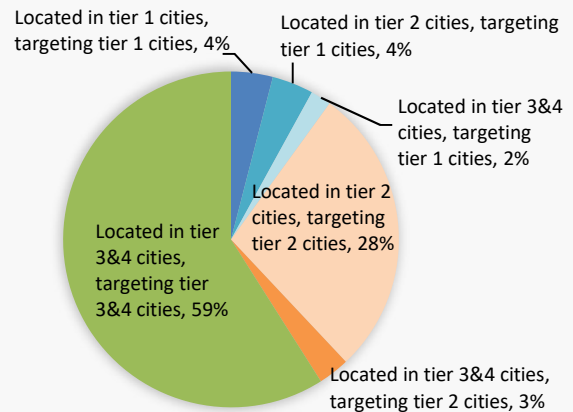


City type breakdown of onshore contracted sales for the first 3 months of 2019 (By Attributable Value)

Cities with sales started from 2019, 2.0%

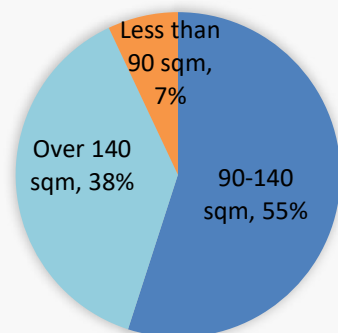


Domestic tier of cities breakdown of contracted sales for the first 3 months of 2019 (By Attributable Value)

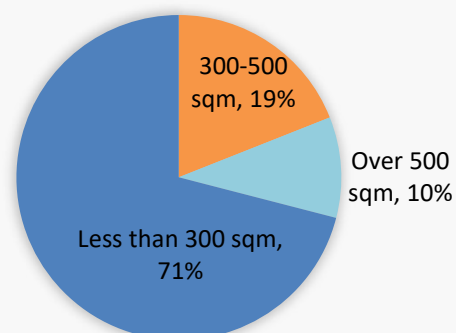


Contracted Sales(Cont'd)

Unit size breakdown of contracted sales of high-rise residential products for the first 3 months of 2019
(By Attributable Value)



Unit size breakdown of contracted sales of low-rise residential products for the first 3 months of 2019
(By Attributable Value)



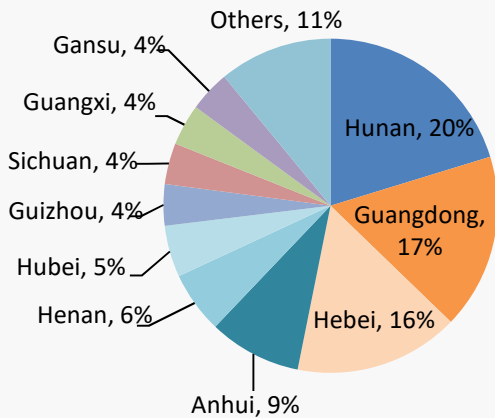
■ Top ten cities where the Group, together with its joint ventures and associates, achieved the highest attributable contracted sales for the first 3 months of 2019 were as follows; the aggregated contracted sales in these 10 cities attributable to the Company was approximately RMB 26.18 billion, accounting for approximately 21.8% of the total attributable contracted sales.

Cities(By Location)	Attributable Contracted Sales (RMB Billion)	Attributable Contracted Sales GFA('000 sqm)	Attributable Contracted Sales ASP (RMB per sqm)
Guangdong-Foshan	4	335	11,455
Guangdong-Guangzhou	3	132	22,304
Jiangsu-Suzhou	3	177	16,408
Jiangsu-Zhenjiang	3	264	10,150
Guangdong-Huizhou	3	233	11,049
Henan-Zhengzhou	2	233	10,467
Guangdong-Qingyuan	2	263	9,066
Guangdong-Dongguan	2	134	17,712
Anhui-Chuzhou	2	317	6,610
Guizhou-Guiyang	2	188	10,313

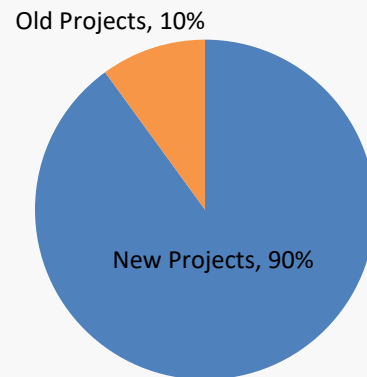
New Land Acquisitions in China

■ For the first 3 months in 2019, the Group acquired land in China which its estimated attributable GFA to the owners of the Company was approximately 5.42 million sqm, and the total attributable land premium was approximately RMB 14.6 billion, the average attributable land price was approximately RMB2,703 per sqm. The breakdown of the estimated attributable GFA or value to the owners of the Company was as follows:

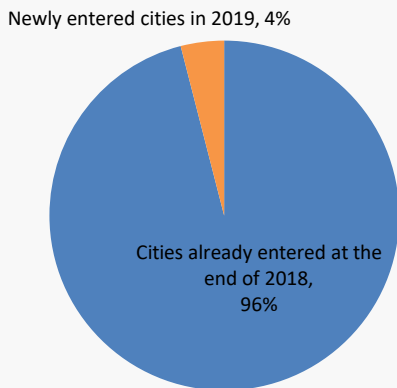
Provinces breakdown of newly acquired lands for the first 3 months of 2019 (By Attributable GFA)



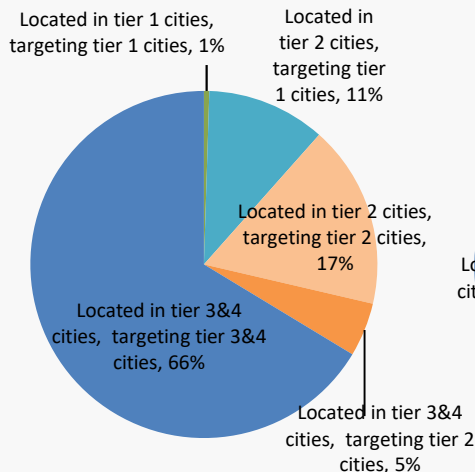
Project type breakdown of newly acquired lands for the first 3 months of 2019 (By Attributable GFA)



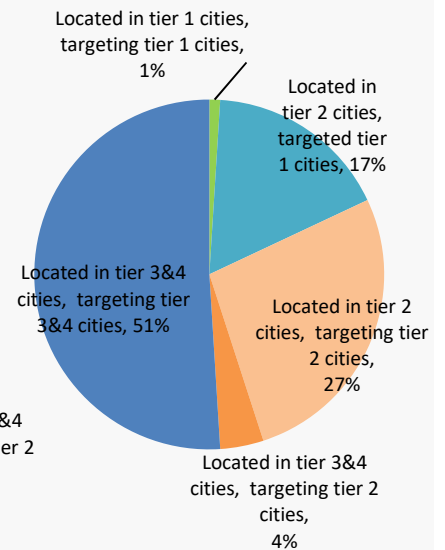
City type breakdown of newly acquired lands for the first 3 months of 2019 (By Attributable Value)



Tier cities breakdown of newly acquired lands for the first 3 months of 2019 (By Attributable GFA)



Tier cities breakdown of newly acquired lands for the first 3 months of 2019 (By Attributable Value)



Code	Province	Project	City(District)	Site Area	Expected	Attributable Land
				(sqm)	Attributable GFA	Cost
				(sqm)	(sqm)	(RMB Million)
1	Henan	Xinyang Country Garden*	Xinyang (Pingqiao)	72,827	92,854	201
2	Hunan	Country Garden · Qiaochutang	Changde (Wuling)	106,833	235,033	390
3	Hubei	To be confirmed*	Wuhan (Donghu High-tech District)	163,107	217,387	1,822
4	Henan	Country Garden · Xuefuyihao*	Xinyang (Luoshan)	65,640	118,152	153
5	Sichuan	Country Garden-Tianyu*	Meishan (Dongpo)	86,667	216,667	460
6	Guangdong	Country Garden · Jiangshanfu*	Huizhou (Huidong)	19,387	43,620	124
7	Guangdong	To be confirmed*	Qingyuan (Fogang)	32,953	40,183	75
8	Zhejiang	To be confirmed*	Jiaxing (Tongxiang)	63,687	146,479	982
9	Hubei	Country Garden · Yuxi*	Xiangyang (Xiangcheng)	65,507	44,567	124
10	Guangdong	To be confirmed*	Zhanjiang (Lianjiang)	47,253	109,864	281
11	Hunan	To be confirmed*	Yongzhou (Lingling)	101,787	339,968	473
12	Guangxi	Country Garden · Central City*	Guigang (Gangbei)	136,573	208,957	366
13	Liaoning	Country Garden · Yuzhou Mansion*	Dalian(Jinzhou)	60,007	81,609	201
14	Jiangsu	Country Garden · Ten Miles Jiangshan*	Nantong (Rudong)	86,925	156,465	469
15	Hebei	Country Garden · Guoyu Mansion*	Baoding (Anguo)	68,500	69,870	109
16	Henan	Country Garden · Happiness Lane*	Luoyang (Old Town District)	56,107	82,696	112
17	Guizhou	Country Garden · Jiulong Mansion*	Bijie (Qixingguan)	64,300	67,515	62
18	Gansu	Country Garden · Glory City*	Lanzhou (New District)	68,847	206,540	162
19	Guizhou	Country Garden Phoenix*	Qiannan (Longli)	136,813	164,176	128
20	Guangdong	Country Garden · Boyao Centre	Guangzhou (Panyu)	3,047	14,169	212
21	Guangdong	Country Garden · Lingnan Mansion*	Foshan (Lecong)	97,813	82,818	912
22	Hunan	To be confirmed	Shaoyang (Shaodong)	51,020	91,071	41
23	Liaoning	To be confirmed*	Shenyang (Heping)	11,153	18,671	151
24	Liaoning	To be confirmed*	Shenyang (Heping)	6,913	18,002	146
25	Yunnan	Yuxi Country Garden Xi Tai *	Yuxi (Hongta)	8,133	28,467	65
26	Guangdong	Guangfolizhihuan City *	Foshan (Nanhai)	110,900	225,127	945
27	Guangdong	Guangfolizhihuan City *	Foshan (Nanhai)	208,640	385,567	1,470
28	Henan	Country Garden · Xiyue *	Anyang (Anyang)	16,540	37,789	83
29	Hebei	Country Garden · Longyue East *	Tangshan (Fengrun)	144,567	289,133	478
30	Hebei	Country Garden · Yue Jiang Shan *	Cangzhou (Huanghua)	50,471	99,933	256
31	Hebei	Country Garden · Yue Jiang Shan *	Cangzhou (Huanghua)	110,000	177,100	409
32	Hebei	Country Garden · Xing Zuan *	Handan (Hanshan)	99,653	236,179	680
33	Hunan	To be confirmed*	Changde (Taoyuan)	80,793	242,380	260
34	Henan	To be confirmed*	Zhengzhou (Xingyang)	33,887	20,566	36
35	Anhui	Susong Country Garden *	Anqing (Susong)	42,053	105,133	251

Note: *New projects in 2019

Code	Province	Project	City(District)	Site Area	Expected	Attributable Land
				(sqm)	Attributable GFA	Cost
				(sqm)	(sqm)	(RMB Million)
36	Anhui	To be confirmed*	Ningguo (Ningguo)	154,067	200,287	557
37	Anhui	Country Garden · Chun Nuan Hua Kai *	Fuyang (Linqun)	78,747	173,243	335
38	Yunnan	To be confirmed*	Pu'er (Simao)	51,487	59,287	114
39	Inner Mongolia	To be confirmed*	Hohhot (Xincheng District)	43,453	100,323	474
40	Hunan	Qidong Country Garden	Hengyang (Qidong)	79,787	167,552	74
Total				2,986,844	5,415,398	14,640
Mar sub-total				1,382,265	2,675,809	6,823

Note: *New projects in 2019