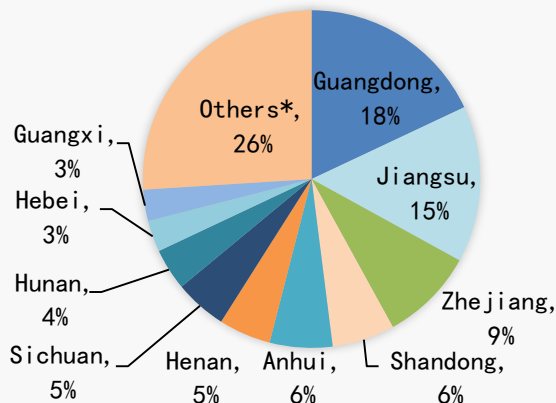


Country Garden Holdings Company Limited (“Country Garden” or the “Company”) together with its subsidiaries (collectively, the “Group”) (stock code: 2007), is one of China’s leading integrated property developers and a constituent stock of Hang Seng Index. The Group became a constituent stock of MSCI Global Standard Indices on 1 September 2007, Hang Seng Composite Index and Hang Seng Mainland 100 on 10 September 2007, FTSE China 50 Index on 14 September 2016, Hang Seng China (Hong Kong-listed) 25 Index on 12 June 2017, Hang Seng China 50 Index on 5 March 2018 and Hang Seng China Enterprises Index on 17 June 2019.

**Contracted Sales**

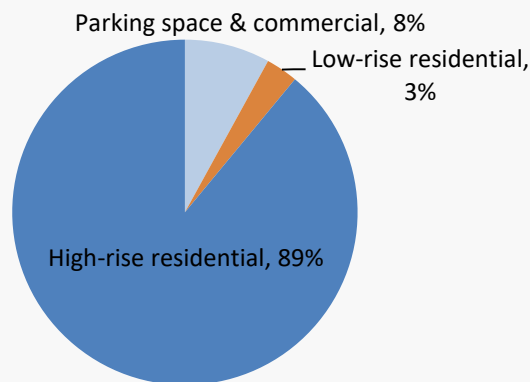
■ For the first month of 2020, the Group, together with its joint ventures and associates, achieved contracted sales and contracted sales GFA attributable to owners of the Company amounted to RMB 32.92 billion and 3.79 million square meters (“sqm”), respectively.

Geographical breakdown of contracted sales for the first month of 2020 (By Attributable Value)



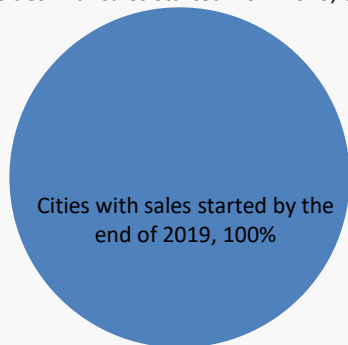
Note : Others\* including Hainan, Hubei, Jiangxi, Shaanxi, Fujian, Guizhou, Qinghai, Gansu, Liaoning, Shanxi, Chongqing, Yunnan, Tianjin, Inner Mongolia, Beijing, Shanghai, Xinjiang, Malaysia, Ningxia, United States, Jilin, Thailand, Hong Kong, Australia, India, Heilongjiang and Tibet.

Product type breakdown of contracted sales for the first month of 2020 (By Attributable Value)

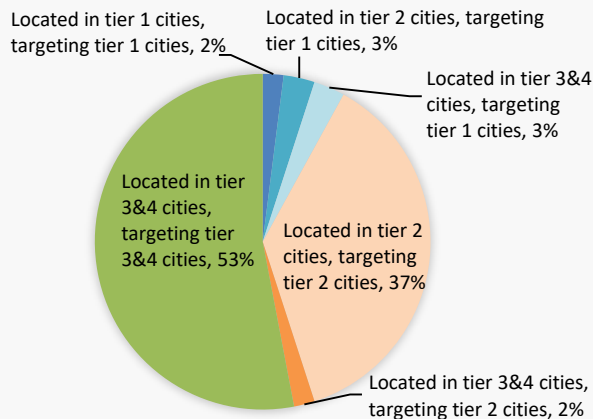


City type breakdown of onshore contracted sales for the first month of 2020 (By Attributable Value)

Cities with sales started from 2020, 0%

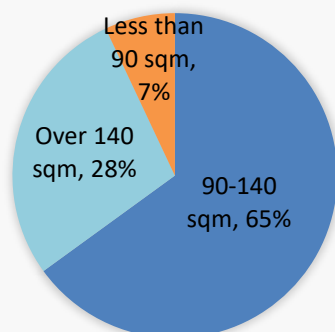


Domestic tier of cities breakdown of contracted sales for the first month of 2020 (By Attributable Value)

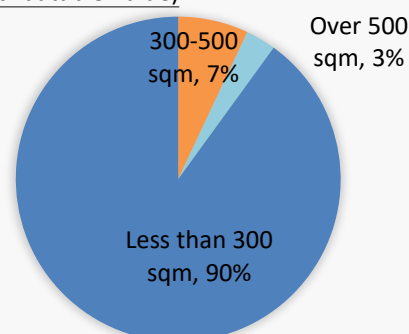


### Contracted Sales(Cont'd)

Unit size breakdown of contracted sales of high-rise residential products for the first month of 2020  
(By Attributable Value)



Unit size breakdown of contracted sales of low-rise residential products for the first month of 2020  
(By Attributable Value)



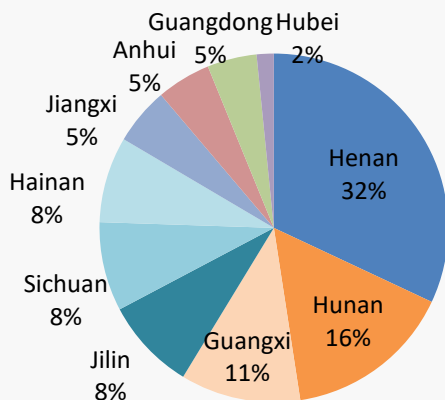
■ Top ten cities where the Group, together with its joint ventures and associates, achieved the highest attributable contracted sales for the first month of 2020 were as follows; the aggregated contracted sales in these 10 cities attributable to the Company was approximately RMB 7.59 billion, accounting for approximately 23.1% of the total attributable contracted sales.

Cities(By Location)	Attributable Contracted Sales (RMB Billion)	Attributable Contracted Sales GFA('000 sqm)	Attributable Contracted Sales ASP (RMB per sqm)
Guangdong-Foshan	1.0	77	12,832
Jiangsu-Wuxi	1.0	70	13,763
Guangdong-Huizhou	0.9	77	11,374
Jiangsu-Suzhou	0.9	60	14,240
Jiangsu-Suqian	0.7	73	10,119
Hainan-Haikou	0.7	60	12,261
Zhejiang-Wenzhou	0.7	56	12,311
Zhejiang-Ningbo	0.7	58	11,813
Guangdong-Dongguan	0.6	39	14,513
Jiangsu-Zhenjiang	0.5	58	8,681

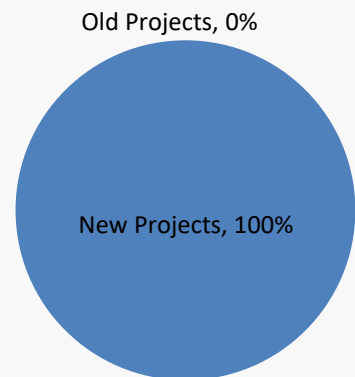
**New Land Acquisitions in China**

■ For the first month in 2020, the Group acquired land in China which its estimated attributable GFA to the owners of the Company was approximately 1.68 million sqm, and the total attributable land premium was approximately RMB 3.5 billion. The average attributable land price was approximately RMB2,106 per sqm. The breakdown of the estimated attributable GFA or value to the owners of the Company was as follows:

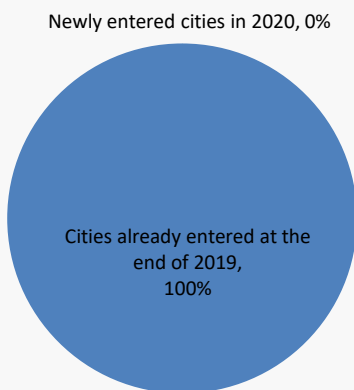
Provinces breakdown of newly acquired lands for the first month of 2020 (By Attributable GFA)



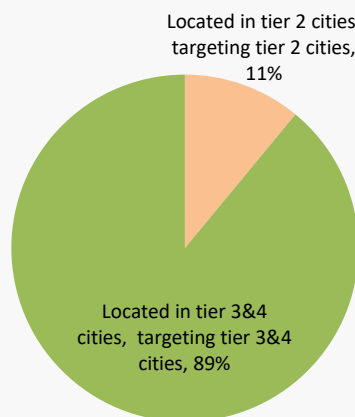
Project type breakdown of newly acquired lands for the first month of 2020 (By Attributable GFA)



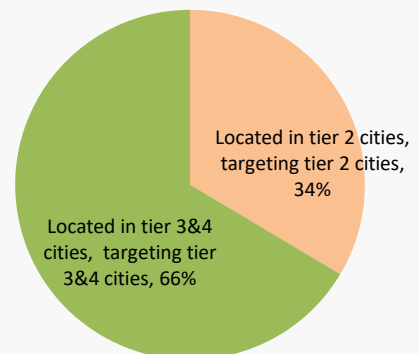
City type breakdown of newly acquired lands for the first month of 2020 (By Attributable Value)



Tier cities breakdown of newly acquired lands for the first month of 2020 (By Attributable GFA)



Tier cities breakdown of newly acquired lands for the first month of 2020 (By Attributable Value)



Code	Province	Project	City(District)	Site Area	Expected	Attributable
				(sqm)	Attributable GFA	Land Cost
				(sqm)	(sqm)	(RMB Million)
1	Henan	To Be Confirmed*	Luoyang(Mengjin)	41,420	62,130	93
2	Henan	To Be Confirmed*	Luoyang(Mengjin)	132,367	304,445	338
3	Jiangxi	To Be Confirmed*	Ganzhou(Xingguo)	50,727	89,279	137
4	Hubei	To Be Confirmed*	Xiangyang(Xiangzhou)	20,907	26,656	128
5	Sichuan	To Be Confirmed*	Zigong(Hexi)	69,907	92,697	111
6	Anhui	To Be Confirmed*	Anqing(Tongcheng)	45,720	84,582	141
7	Henan	To Be Confirmed*	Zhengzhou(Guancheng)	39,267	59,878	337
8	Jilin	To Be Confirmed*	Siping(Tiexi)	81,747	143,875	173
9	Henan	To Be Confirmed*	Shangqiu(Yucheng)	60,120	70,521	74
10	Sichuan	To Be Confirmed*	Chengdu(Dujiangyan)	46,234	46,234	124
11	Hainan	To Be Confirmed*	Wanning(Xinglong)	132,601	133,927	607
12	Hunan	To Be Confirmed*	Loudi(Louxing)	87,414	262,241	385
13	Henan	To Be Confirmed*	Nanyang(Tongbai)	28,613	40,860	25
14	Guangxi	To Be Confirmed*	Guilin(Quanzhou)	69,407	187,399	143
15	Guangdong	To Be Confirmed*	Dongguan(Dalingshan)	41,720	77,237	727
<b>Total</b>				<b>948,171</b>	<b>1,681,961</b>	<b>3,542</b>
<b>Jan sub-total</b>				<b>948,171</b>	<b>1,681,961</b>	<b>3,542</b>

Note: \*New projects in 2020