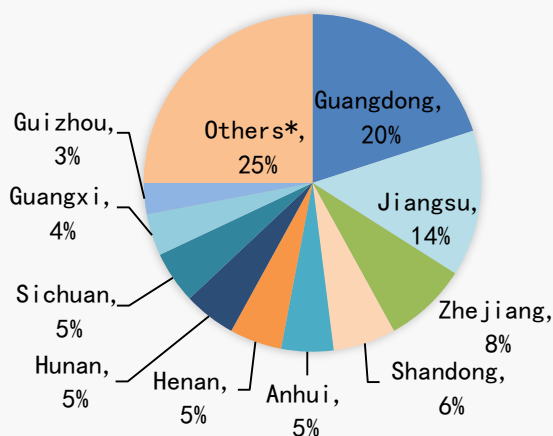


Country Garden Holdings Company Limited (“Country Garden” or the “Company”) together with its subsidiaries (collectively, the “Group”) (stock code: 2007), is one of China’s leading integrated property developers and a constituent stock of Hang Seng Index. The Group became a constituent stock of MSCI Global Standard Indices on 1 September 2007, Hang Seng Composite Index and Hang Seng Mainland 100 on 10 September 2007, FTSE China 50 Index on 14 September 2016, Hang Seng China (Hong Kong-listed) 25 Index on 12 June 2017, Hang Seng China 50 Index on 5 March 2018 and Hang Seng China Enterprises Index on 17 June 2019.

**Contracted Sales**

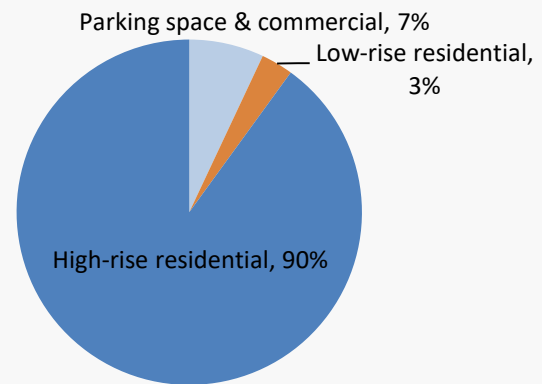
■ For the first 2 months of 2020, the Group, together with its joint ventures and associates, achieved contracted sales and contracted sales GFA attributable to owners of the Company amounted to RMB 53.84 billion and 6.31 million square meters (“sqm”), respectively.

Geographical breakdown of contracted sales for the first 2 months of 2020 (By Attributable Value)



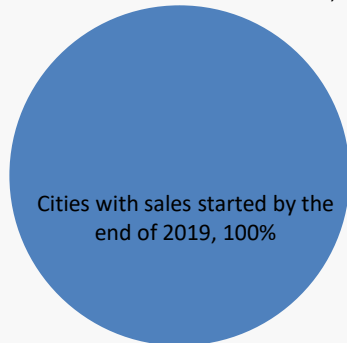
Note : Others\* including Jiangxi, Hebei, Liaoning, Gansu, Fujian, Hainan, Shaanxi, Hubei, Chongqing, Qinhai, Yunnan, Tianjin, Shanxi, Xinjiang, Neimenggu, Ningxia, Malaysia, Shanghai, Beijing, United States, Jilin, Thailand, Hong Kong, Australia, India, Heilongjiang, New Zealand and Tibet.

Product type breakdown of contracted sales for the first 2 months of 2020 (By Attributable Value)

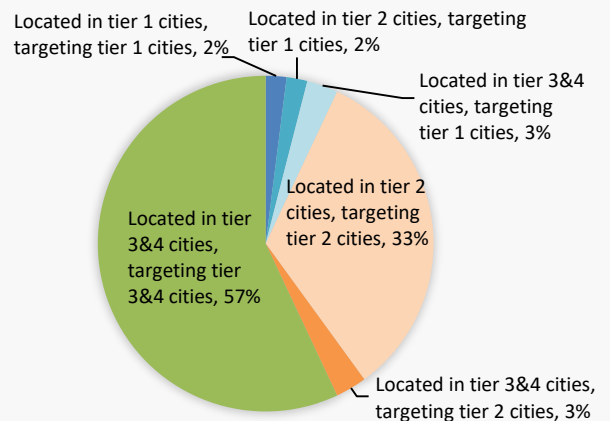


City type breakdown of onshore contracted sales for the first 2 months of 2020 (By Attributable Value)

Cities with sales started from 2020, 0%

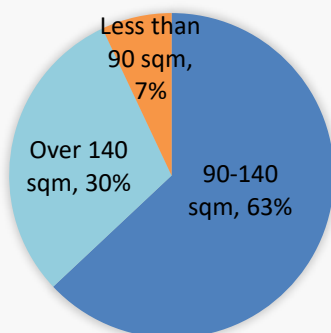


Domestic tier of cities breakdown of contracted sales for the first 2 months of 2020 (By Attributable Value)

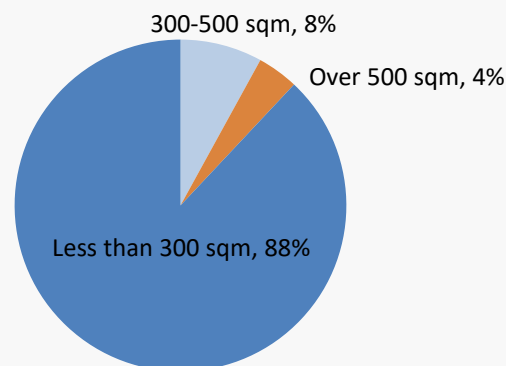


**Contracted Sales(Cont'd)**

Unit size breakdown of contracted sales of high-rise residential products for the first 2 months of 2020 (By Attributable Value)



Unit size breakdown of contracted sales of low-rise residential products for the first 2 months of 2020 (By Attributable Value)



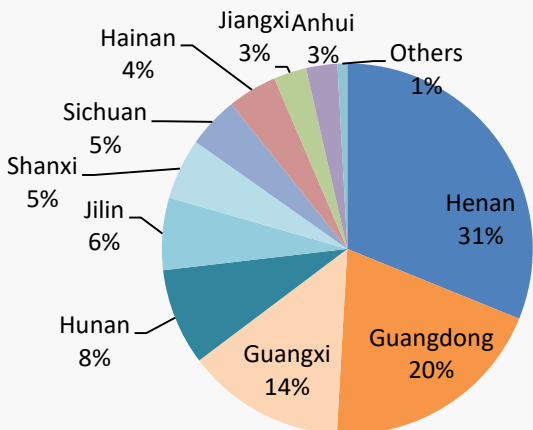
■ Top ten cities where the Group, together with its joint ventures and associates, achieved the highest attributable contracted sales for the first 2 months of 2020 were as follows; the aggregated contracted sales in these 10 cities attributable to the Company was approximately RMB 10.86 billion, accounting for approximately 20.2% of the total attributable contracted sales.

Cities(By Location)	Attributable Contracted Sales (RMB Billion)	Attributable Contracted Sales GFA('000 sqm)	Attributable Contracted Sales ASP (RMB per sqm)
Guangdong-Foshan	1.7	141	11,973
Guangdong-Huizhou	1.4	124	10,971
Jiangsu-Wuxi	1.3	94	13,468
Zhejiang-Wenzhou	1.1	82	13,113
Jiangsu-Suzhou	1.0	72	14,499
Jiangsu-Suqian	0.9	94	9,961
Jiangsu-Zhenjiang	0.9	100	8,774
Gansu-Lanzhou	0.9	103	8,583
Zhejiang-Ningbo	0.9	76	11,499
Guangdong-Dongguan	0.8	55	15,338

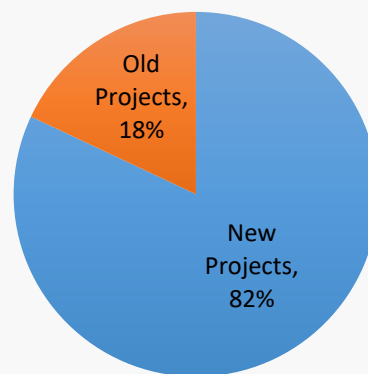
**New Land Acquisitions in China**

■ For the first 2 months in 2020, the Group acquired land in China which its estimated attributable GFA to the owners of the Company was approximately 3.11 million sqm, and the total attributable land premium was approximately RMB 8.3 billion. The average attributable land price was approximately RMB2,668 per sqm. The breakdown of the estimated attributable GFA or value to the owners of the Company was as follows:

Provinces breakdown of newly acquired lands for the first 2 months of 2020 (By Attributable GFA)



Project type breakdown of newly acquired lands for the first 2 months of 2020 (By Attributable GFA)

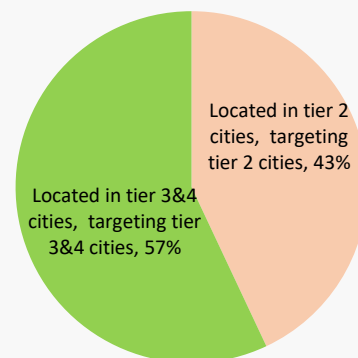
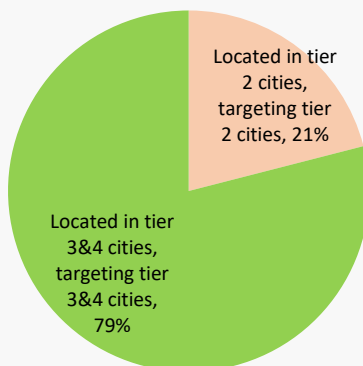
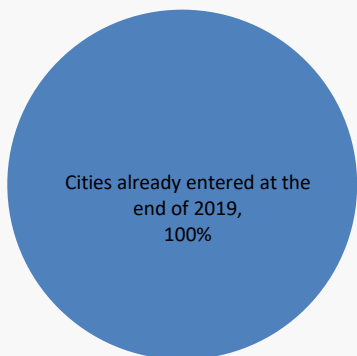


City type breakdown of newly acquired lands for the first 2 months of 2020 (By Attributable Value)

Tier cities breakdown of newly acquired lands for the first 2 months of 2020 (By Attributable GFA)

Tier cities breakdown of newly acquired lands for the first 2 months of 2020 (By Attributable Value)

Newly entered cities in 2020, 0%



Code	Province	Project	City(District)	Site Area	Expected	Attributable Land
				(sqm)	Attributable GFA	Cost
				(sqm)	(sqm)	(RMB Million)
1	Henan	To Be Confirmed*	Luoyang(Mengjin)	41,420	62,130	93
2	Henan	To Be Confirmed*	Luoyang(Mengjin)	132,367	304,445	338
3	Jiangxi	To Be Confirmed*	Ganzhou(Xingguo)	50,727	89,279	137
4	Hubei	To Be Confirmed*	Xiangyang(Xiangzhou)	20,907	26,656	128
5	Sichuan	To Be Confirmed*	Zigong(Hexi)	69,907	92,697	111
6	Anhui	To Be Confirmed*	Anqing(Tongcheng)	45,720	84,582	141
7	Henan	To Be Confirmed*	Zhengzhou(Guancheng)	39,267	59,878	337
8	Jilin	To Be Confirmed*	Siping(Tiexi)	81,747	143,875	173
9	Henan	To Be Confirmed*	Shangqiu(Yucheng)	60,120	70,521	74
10	Sichuan	To Be Confirmed*	Chengdu(Dujiangyan)	46,234	46,234	124
11	Hainan	To Be Confirmed*	Wanning(Xinglong)	132,601	133,927	607
12	Hunan	To Be Confirmed*	Loudi(Louxing)	87,414	262,241	385
13	Henan	To Be Confirmed*	Nanyang(Tongbai)	28,613	40,860	25
14	Guangxi	To Be Confirmed*	Guilin(Quanzhou)	69,407	187,399	143
15	Guangdong	To Be Confirmed*	Dongguan(Dalingshan)	41,720	77,237	727
16	Guangdong	To Be Confirmed*	Heyuan(JiangDong New Area)	171,168	450,171	803
17	Henan	Country Garden Yunding	Anyang(Wenfeng)	69,920	174,102	524
18	Jilin	Country Garden ·Jiangshan Mingzhu	Zhangchun(Shuangyang)	36,154	52,061	76
19	Guangxi	Country Garden ·Xingyue Bay	Liuzhou(Yufeng)	87,820	175,641	449
20	Shanxi	Country Garden ·City Garden	TaiYuan(Xinghualing)	79,587	165,541	633
21	Henan	To Be Confirmed*	Zhengzhou(Zhongyuan)	61,120	256,705	1,680
22	Guangxi	To Be Confirmed*	Hezhou(Fuchuan)	37,620	67,152	43
23	Guangdong	To Be Confirmed*	Huizhou(Huicheng)	40,140	87,425	551
<b>Total</b>				<b>1,531,701</b>	<b>3,110,759</b>	<b>8,301</b>
<b>Feb sub-total</b>				<b>583,530</b>	<b>1,428,798</b>	<b>4,759</b>

Note: \*New projects in 2020

4