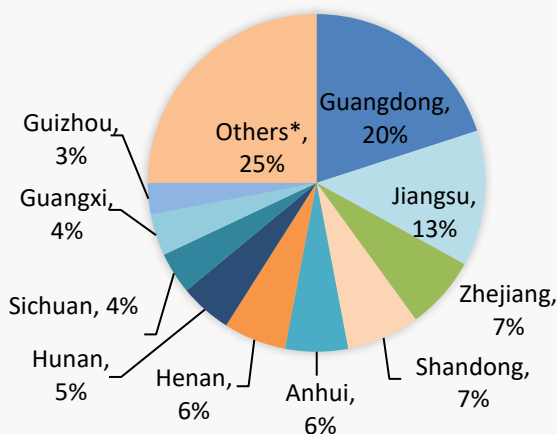


Country Garden Holdings Company Limited (“Country Garden” or the “Company”) together with its subsidiaries (collectively, the “Group”) (stock code: 2007), is one of China’s leading integrated property developers and a constituent stock of Hang Seng Index. The Group became a constituent stock of MSCI Global Standard Indices on 1 September 2007, Hang Seng Composite Index and Hang Seng Mainland 100 on 10 September 2007, FTSE China 50 Index on 14 September 2016, Hang Seng China (Hong Kong-listed) 25 Index on 12 June 2017, Hang Seng China 50 Index on 5 March 2018 and Hang Seng China Enterprises Index on 17 June 2019.

Contracted Sales

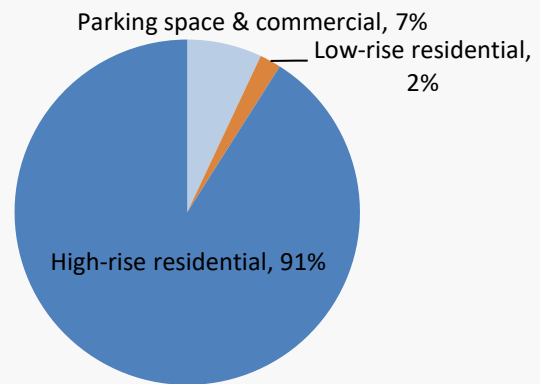
■ For the first 3 months of 2020, the Group, together with its joint ventures and associates, achieved contracted sales and contracted sales GFA attributable to owners of the Company amounted to RMB 100.88 billion and 12.02 million square meters (“sqm”), respectively.

Geographical breakdown of contracted sales for the first 3 months of 2020 (By Attributable Value)



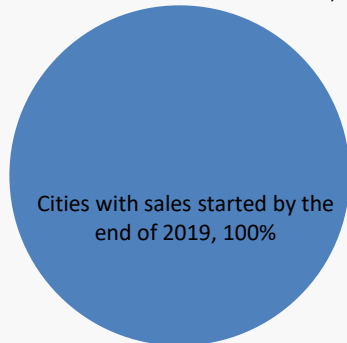
Note : Others* including Hebei, Jiangxi, Shaanxi, Fujian, Gansu, Liaoning , Hubei, Hainan, Chongqing, Tianjin, Qinghai, Yunnan, Shanxi, Inner Mongolia, Xinjiang, Shanghai, Ningxia, Malaysia, Jilin, Beijing, United States, Thailand, Hong Kong, Australia, Heilongjiang, India, New Zealand and Tibet.

Product type breakdown of contracted sales for the first 3 months of 2020 (By Attributable Value)

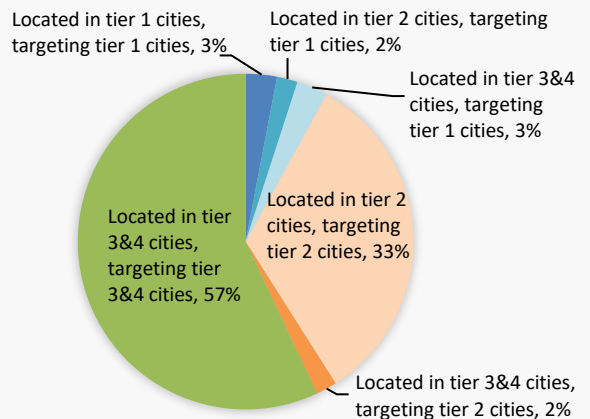


City type breakdown of onshore contracted sales for the first 3 months of 2020 (By Attributable Value)

Cities with sales started from 2020, 0%

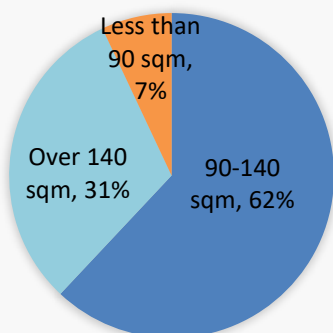


Domestic tier of cities breakdown of contracted sales for the first 3 months of 2020 (By Attributable Value)

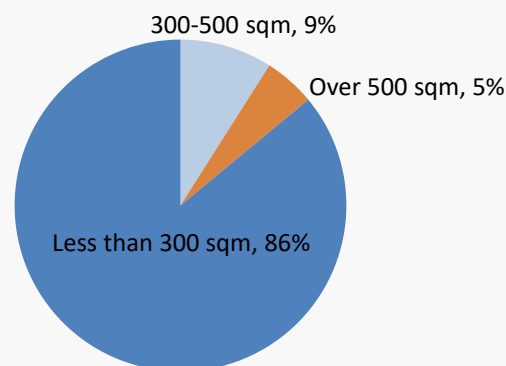


Contracted Sales(Cont'd)

Unit size breakdown of contracted sales of high-rise residential products for the first 3 months of 2020
(By Attributable Value)



Unit size breakdown of contracted sales of low-rise residential products for the first 3 months of 2020
(By Attributable Value)



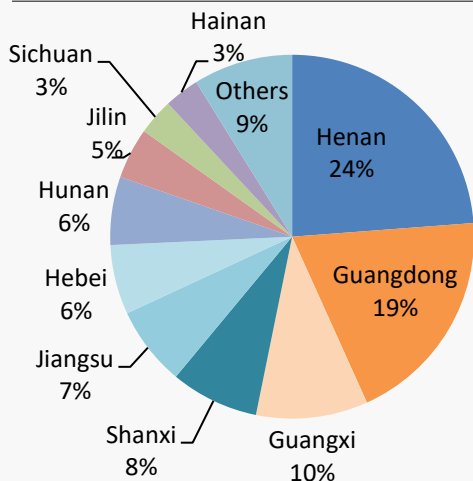
■ Top ten cities where the Group, together with its joint ventures and associates, achieved the highest attributable contracted sales for the first 3 months of 2020 were as follows; the aggregated contracted sales in these 10 cities attributable to the Company was approximately RMB 19.60 billion, accounting for approximately 19.4% of the total attributable contracted sales.

| Cities(By Location) | Attributable Contracted Sales (RMB Billion) | Attributable Contracted Sales GFA('000 sqm) | Attributable Contracted Sales ASP (RMB per sqm) |
|---------------------|---|---|---|
| Guangdong-Foshan | 2.9 | 267 | 11,046 |
| Guangdong-Huizhou | 2.6 | 246 | 10,459 |
| Guizhou-Guiyang | 2.2 | 235 | 9,439 |
| Zhejiang-Wuxi | 2.0 | 147 | 13,269 |
| Guangdong-Guangzhou | 2.0 | 96 | 20,379 |
| Jiangsu-Suzhou | 1.8 | 131 | 14,017 |
| Jiangsu-Zhenjiang | 1.6 | 183 | 8,742 |
| Gansu-Lanzhou | 1.6 | 200 | 7,800 |
| Guangdong-Dongguan | 1.5 | 101 | 15,334 |
| Henan-Zhengzhou | 1.4 | 122 | 11,506 |

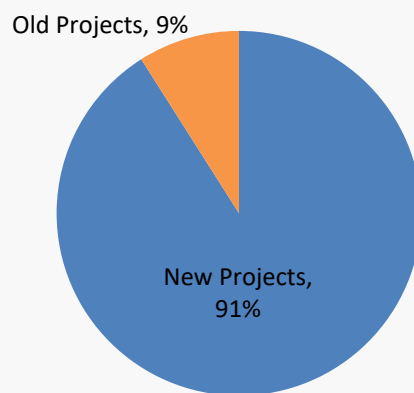
New Land Acquisitions in China

■ For the first 3 months in 2020, the Group acquired land in China which its estimated attributable GFA to the owners of the Company was approximately 4.33 million sqm, and the total attributable land premium was approximately RMB 12.5 billion. The average attributable land price was approximately RMB2,877 per sqm. The breakdown of the estimated attributable GFA or value to the owners of the Company was as follows:

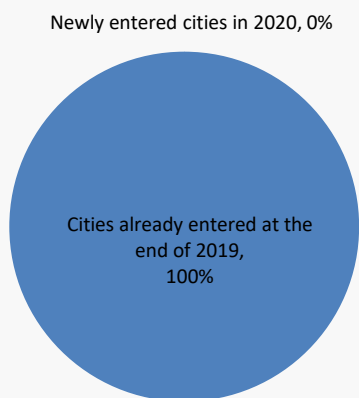
Provinces breakdown of newly acquired lands for the first 3 months of 2020 (By Attributable GFA)



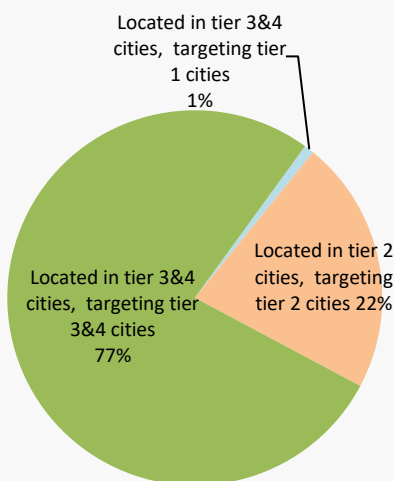
Project type breakdown of newly acquired lands for the first 3 months of 2020 (By Attributable GFA)



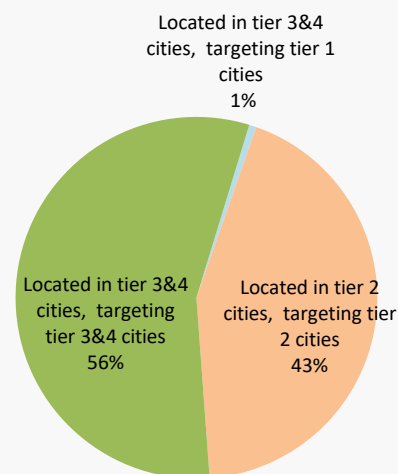
City type breakdown of newly acquired lands for the first 3 months of 2020 (By Attributable Value)



Tier cities breakdown of newly acquired lands for the first 3 months of 2020 (By Attributable GFA)



Tier cities breakdown of newly acquired lands for the first 3 months of 2020 (By Attributable Value)



| Code | Province | Project | City (District) | Site Area | Expected | Attributable Land |
|------------------------|-----------|---------------------------------------|---------------------------------|------------------|------------------|-------------------|
| | | | | (sqm) | Attributable GFA | Cost |
| | | | | (sqm) | (sqm) | (RMB Million) |
| 1 | Henan | To Be Confirmed* | Luoyang (Mengjin) | 41,420 | 62,130 | 93 |
| 2 | Henan | To Be Confirmed* | Luoyang (Mengjin) | 132,367 | 304,445 | 338 |
| 3 | Jiangxi | To Be Confirmed* | Ganzhou (Xingguo) | 50,727 | 89,279 | 137 |
| 4 | Hubei | To Be Confirmed* | Xiangyang (Xiangzhou) | 20,907 | 26,656 | 128 |
| 5 | Sichuan | To Be Confirmed* | Zigong (Hexi) | 69,907 | 92,697 | 111 |
| 6 | Anhui | To Be Confirmed* | Anqing (Tongcheng) | 45,720 | 84,582 | 141 |
| 7 | Henan | To Be Confirmed | Zhengzhou (Guancheng) | 39,267 | 59,878 | 337 |
| 8 | Jilin | To Be Confirmed* | Siping (Tiexi) | 81,747 | 143,875 | 173 |
| 9 | Henan | To Be Confirmed | Shangqiu (Yucheng) | 60,120 | 70,521 | 74 |
| 10 | Sichuan | To Be Confirmed* | Chengdu (Dujiangyan) | 46,234 | 46,234 | 124 |
| 11 | Hainan | To Be Confirmed* | Wanning (Xinglong) | 132,601 | 133,927 | 607 |
| 12 | Hunan | To Be Confirmed* | Loudi (Louxing) | 87,414 | 262,241 | 385 |
| 13 | Henan | To Be Confirmed* | Nanyang (Tongbai) | 28,613 | 40,860 | 25 |
| 14 | Guangxi | To Be Confirmed* | Guilin (Quanzhou) | 69,407 | 187,399 | 143 |
| 15 | Guangdong | To Be Confirmed | Dongguan (Dalingshan) | 41,720 | 77,237 | 727 |
| 16 | Guangdong | To Be Confirmed* | Heyuan (Jiangdong New District) | 171,168 | 450,171 | 803 |
| 17 | Henan | Country Garden Yunding* | Anyang (Wenfeng) | 69,920 | 174,102 | 524 |
| 18 | Jilin | Country Garden-Jiangshan Mingzhu* | Changchun (Shuangyang) | 36,154 | 52,061 | 76 |
| 19 | Guangxi | Country Garden-Xingyue Bay* | Liuzhou (Yufeng) | 87,820 | 175,641 | 449 |
| 20 | Shanxi | Country Garden-City Garden | Taiyuan (Xinhualing) | 79,587 | 165,541 | 633 |
| 21 | Henan | To Be Confirmed* | Zhengzhou (Zhongyuan) | 61,120 | 256,705 | 1,680 |
| 22 | Guangxi | To Be Confirmed* | Hezhou (Fuchuan) | 37,620 | 67,152 | 43 |
| 23 | Guangdong | To Be Confirmed* | Huizhou (Huicheng) | 40,140 | 87,425 | 551 |
| 24 | Guangdong | Shunde Country Garden-28 Light Years* | Foshan (Shunde) | 41,967 | 104,917 | 1,140 |
| 25 | Jiangsu | To Be Confirmed* | Xuzhou (Xinyi) | 122,187 | 305,468 | 821 |
| 26 | Guangdong | Guanwei Country Garden* | Zhaoqing (Deqing) | 9,447 | 23,617 | 10 |
| 27 | Hebei | To Be Confirmed* | Baoding (Dingzhou) | 35,714 | 71,427 | 140 |
| 28 | Hebei | To Be Confirmed* | Handan (Congtai) | 79,274 | 158,547 | 535 |
| 29 | Guangdong | Country Garden-Diamond Star* | Zhanjiang (Mazhang) | 10,600 | 32,860 | 75 |
| 30 | Henan | Country Garden-Light of City* | Xuchang (Yuzhou) | 34,700 | 61,586 | 58 |
| 31 | Hebei | Country Garden-Xinghui* | Langfang (Bazhou) | 36,774 | 37,509 | 81 |
| 32 | Shanxi | To Be Confirmed* | Datong (Yudong New District) | 86,800 | 173,601 | 380 |
| 33 | Zhejiang | To Be Confirmed* | Taizhou (Luqiao) | 117,527 | 61,702 | 215 |
| 34 | Guangdong | To Be Confirmed* | Foshan (Nanhai) | 18,813 | 65,847 | 417 |
| 35 | Liaoning | To Be Confirmed* | Shenyang (Sujiatun) | 60,294 | 120,587 | 277 |
| Total | | | | 2,185,798 | 4,328,428 | 12,452 |
| March sub-total | | | | 654,097 | 1,217,669 | 4,151 |

Note: *New projects in 2020