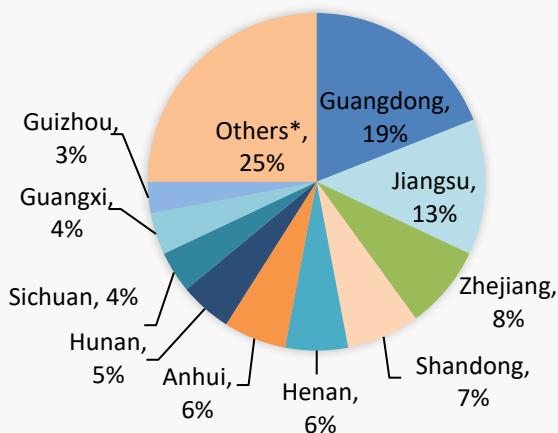


Country Garden Holdings Company Limited (“Country Garden” or the “Company”) together with its subsidiaries (collectively, the “Group”) (stock code: 2007), is one of China’s leading integrated property developers and a constituent stock of Hang Seng Index. The Group became a constituent stock of MSCI Global Standard Indices on 1 September 2007, Hang Seng Composite Index and Hang Seng Mainland 100 on 10 September 2007, FTSE China 50 Index on 14 September 2016, Hang Seng China (Hong Kong-listed) 25 Index on 12 June 2017, Hang Seng China 50 Index on 5 March 2018 and Hang Seng China Enterprises Index on 17 June 2019.

Contracted Sales

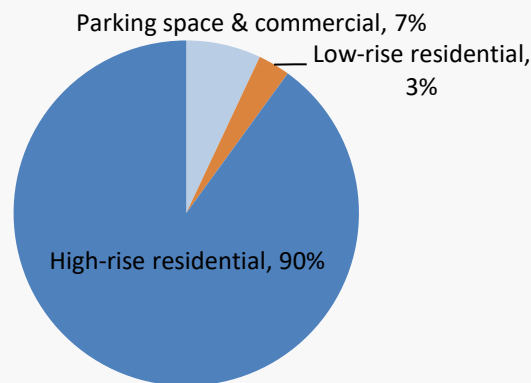
■ For the first 4 months of 2020, the Group, together with its joint ventures and associates, achieved contracted sales and contracted sales GFA attributable to owners of the Company amounted to RMB 149.88 billion and 17.91 million square meters (“sqm”), respectively.

Geographical breakdown of contracted sales for the first 4 months of 2020 (By Attributable Value)



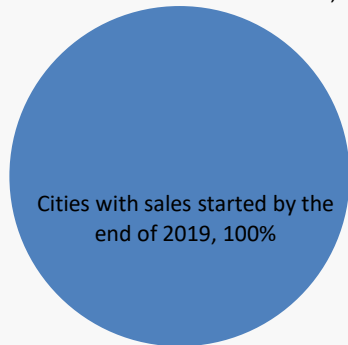
Note : Others* including Shaanxi, Hebei, Fujian, Gansu, Jiangxi, Hubei, Liaoning, Hainan, Tianjin, Chongqing, Yunnan, Qinghai, Shanxi, Inner Mongolia, Xinjiang, Shanghai, Ningxia, Jilin, Malaysia, Beijing, United States, Thailand, Hong Kong, Australia, Heilongjiang, India, New Zealand and Tibet.

Product type breakdown of contracted sales for the first 4 months of 2020 (By Attributable Value)

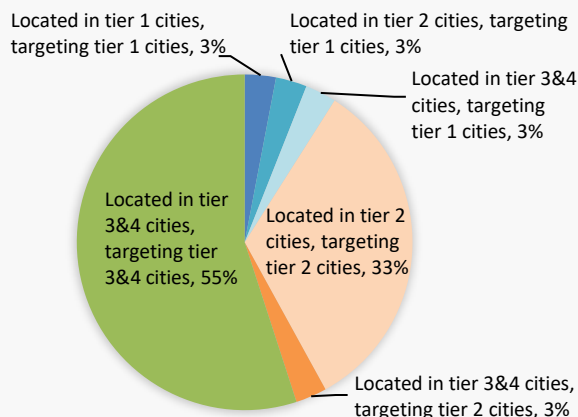


City type breakdown of onshore contracted sales for the first 4 months of 2020 (By Attributable Value)

Cities with sales started from 2020, 0%

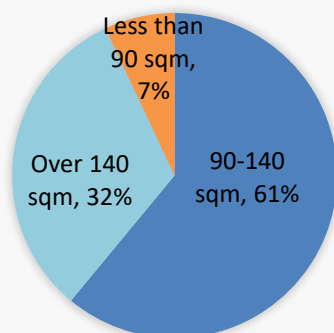


Domestic tier of cities breakdown of contracted sales for the first 4 months of 2020 (By Attributable Value)

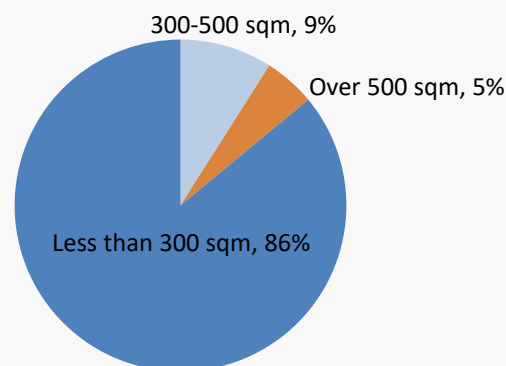


Contracted Sales(Cont'd)

Unit size breakdown of contracted sales of high-rise residential products for the first 4 months of 2020
(By Attributable Value)



Unit size breakdown of contracted sales of low-rise residential products for the first 4 months of 2020
(By Attributable Value)



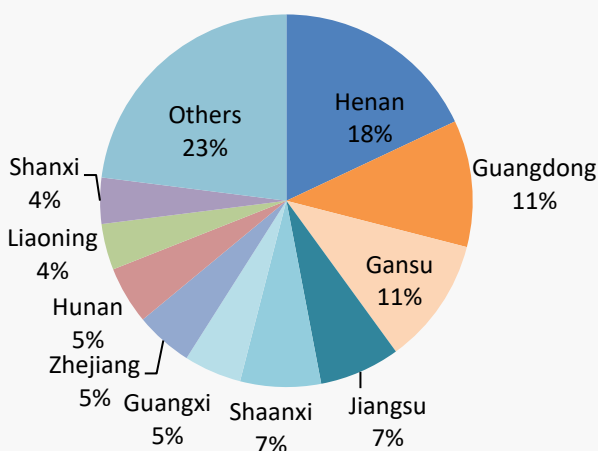
■ Top ten cities where the Group, together with its joint ventures and associates, achieved the highest attributable contracted sales for the first 4 months of 2020 were as follows; the aggregated contracted sales in these 10 cities attributable to the Company was approximately RMB 29.96 billion, accounting for approximately 20.0% of the total attributable contracted sales.

Cities(By Location)	Attributable Contracted Sales (RMB Billion)	Attributable Contracted Sales GFA('000 sqm)	Attributable Contracted Sales ASP (RMB per sqm)
Guangdong-Foshan	3.9	365	10,668
Guangdong-Huizhou	3.5	330	10,553
Guangdong-Guangzhou	3.4	155	21,885
Jiangsu-Suzhou	3.1	204	15,088
Shanxi-Xi'an	2.9	161	18,255
Guangdong-Dongguan	2.8	171	16,473
Guizhou-Guiyang	2.7	300	9,160
Henan-Zhengzhou	2.7	241	11,389
Jiangsu-Wuxi	2.5	187	13,239
Gansu-Lanzhou	2.4	316	7,562

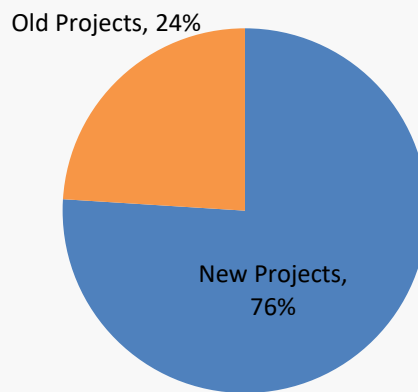
New Land Acquisitions in China

■ For the first 4 months in 2020, the Group acquired land in China which its estimated attributable GFA to the owners of the Company was approximately 8.41 million sqm, and the total attributable land premium was approximately RMB 27.3 billion. The average attributable land price was approximately RMB3,244 per sqm. The breakdown of the estimated attributable GFA or value to the owners of the Company was as follows:

Provinces breakdown of newly acquired lands for the first 4 months of 2020 (By Attributable GFA)



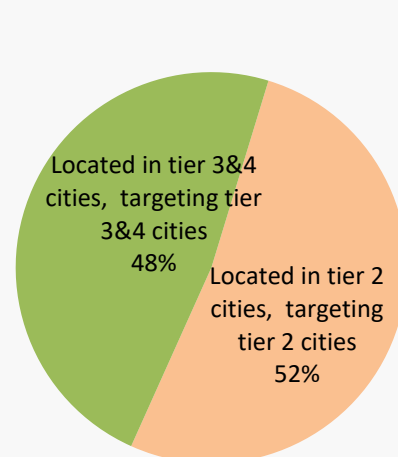
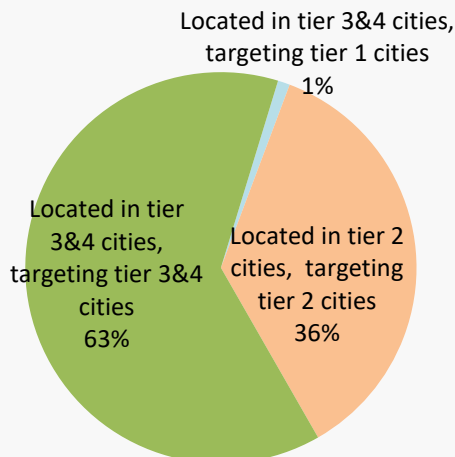
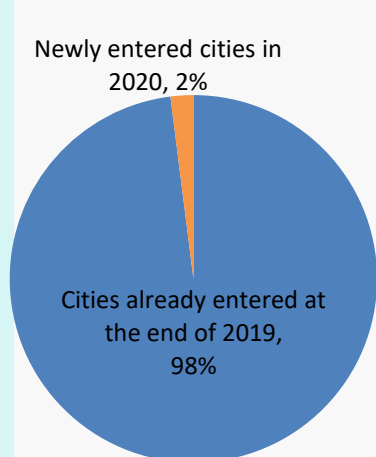
Project type breakdown of newly acquired lands for the first 4 months of 2020 (By Attributable GFA)



City type breakdown of newly acquired lands for the first 4 months of 2020 (By Attributable Value)

Tier cities breakdown of newly acquired lands for the first 4 months of 2020 (By Attributable GFA)

Tier cities breakdown of newly acquired lands for the first 4 months of 2020 (By Attributable Value)



Code	Province	Project	City (District)	Site Area	Expected	Attributable Land
				(sqm)	Attributable GFA	Cost
				(sqm)	(sqm)	(RMB Million)
1	Henan	To Be Confirmed*	Luoyang (Mengjin)	41,420	62,130	93
2	Henan	To Be Confirmed*	Luoyang (Mengjin)	132,367	304,445	338
3	Jiangxi	To Be Confirmed*	Ganzhou (Xingguo)	50,727	89,279	137
4	Hubei	To Be Confirmed*	Xiangyang (Xiangzhou)	20,907	26,656	128
5	Sichuan	To Be Confirmed*	Zigong (Hexi)	69,907	92,697	111
6	Anhui	To Be Confirmed*	Anqing (Tongcheng)	45,720	84,582	141
7	Henan	To Be Confirmed	Zhengzhou (Guancheng)	39,267	59,878	337
8	Jilin	To Be Confirmed*	Siping (Tiexi)	81,747	143,875	173
9	Henan	To Be Confirmed	Shangqiu (Yucheng)	60,120	70,521	74
10	Sichuan	To Be Confirmed*	Chengdu (Dujiangyan)	46,234	46,234	124
11	Hainan	To Be Confirmed*	Wanning (Xinglong)	132,601	133,927	607
12	Hunan	To Be Confirmed*	Loudi (Louxing)	87,414	262,241	385
13	Henan	To Be Confirmed*	Nanyang (Tongbai)	28,613	40,860	25
14	Guangxi	To Be Confirmed*	Guilin (Quanzhou)	69,407	187,399	143
15	Guangdong	To Be Confirmed	Dongguan (Dalingshan)	41,720	77,237	727
16	Guangdong	To Be Confirmed*	Heyuan (Jiangdong New District)	171,168	450,171	803
17	Henan	Country Garden Yunding*	Anyang (Wenfeng)	69,920	174,102	524
18	Jilin	Country Garden-Jiangshan Mingzhu*	Changchun (Shuangyang)	36,154	52,061	76
19	Guangxi	Country Garden-Xingyue Bay*	Liuzhou (Yufeng)	87,820	175,641	449
20	Shanxi	Country Garden-City Garden	Taiyuan (Xinhualing)	79,587	165,541	633
21	Henan	To Be Confirmed*	Zhengzhou (Zhongyuan)	61,120	256,705	1,680
22	Guangxi	To Be Confirmed*	Hezhou (Fuchuan)	37,620	67,152	43
23	Guangdong	To Be Confirmed*	Huizhou (Huicheng)	40,140	87,425	551
24	Guangdong	Shunde Country Garden-28 Light Years*	Foshan (Shunde)	41,967	104,917	1,140
25	Jiangsu	To Be Confirmed*	Xuzhou (Xinyi)	122,187	305,468	821
26	Guangdong	Guanwei Country Garden*	Zhaoqing (Deqing)	9,447	23,617	10
27	Hebei	To Be Confirmed*	Baoding (Dingzhou)	35,714	71,427	140
28	Hebei	To Be Confirmed*	Handan (Congtai)	79,274	158,547	535
29	Guangdong	Country Garden-Diamond Star*	Zhanjiang (Mazhang)	10,600	32,860	75
30	Henan	Country Garden-Light of City*	Xuchang (Yuzhou)	34,700	61,586	58
31	Hebei	Country Garden-Xinghui*	Langfang (Bazhou)	36,774	37,509	81
32	Shanxi	To Be Confirmed*	Datong (Yudong New District)	86,800	173,601	380
33	Zhejiang	To Be Confirmed*	Taizhou (Luqiao)	117,527	61,702	215
34	Guangdong	To Be Confirmed*	Foshan (Nanhai)	18,813	65,847	417
35	Liaoning	To Be Confirmed*	Shenyang (Sujiatun)	60,294	120,587	277
36	Jiangsu	Country Garden Taoli Jiangshan*	Lianyungang(Haizhou)	37,894	40,698	172
37	Gansu	Lanzhou Country Garden	Lanzhou(Chengguan)	236,675	558,552	673
38	Gansu	Lanzhou Country Garden	Lanzhou(Chengguan)	112,367	258,445	245
39	Zhejiang	Country Garden ·Lixiangshidai*	Lishui(Liandu)	79,247	76,077	401
40	Liaoning	Country Garden · Yandu Mansion*	Chaoyang(Shuangta)	137,894	241,315	269

Note: *New projects in 2020

Code	Province	Project	City (District)	Site Area	Expected	Attributable Land
				(sqm)	Attributable GFA	Cost
				(sqm)	(sqm)	(RMB Million)
41	Fujian	Jianning Country Garden*	Sanming(Jianning)	42,780	81,282	307
42	Zhejiang	To Be Confirmed*	Lishui(Liandu)	48,114	120,284	1,854
43	Tibet	Country Garden · Yunjing*	Lhasa(Chengguan)	43,840	109,601	462
44	Tibet	Country Garden · Yunxi*	Lhasa(Chengguan)	16,300	32,600	221
45	Anhui	Country Garden Beizhanhuafu · Tianyue Bay*	Chuzhou(Lai'an)	22,673	45,347	144
46	Hunan	To Be Confirmed*	Loudi (Louxing)	88,120	134,824	142
47	Henan	Country Garden · Huyue*	Zhengzhou (Xingyang)	52,647	178,552	922
48	Henan	Country Garden · Yunding*	Luohe(Yancheng)	53,360	186,761	528
49	Zhejiang	To Be Confirmed*	Wenzhou(Lucheng)	61,494	171,567	1,298
50	Gansu	Country Garden · Jiangshan Mansion*	Pingliang(Kongtong)	43,507	126,170	268
51	Jiangxi	To Be Confirmed*	Jingdezhen(Changjiang)	62,387	131,013	487
52	Jiangsu	To Be Confirmed*	Yancheng(Tinghu)	70,000	140,001	603
53	Jiangsu	To Be Confirmed*	Suqian(Sihong)	70,000	138,601	274
54	Guizhou	Country Garden · Phenix City	Qiannan(Longli)	210,001	275,101	220
55	Hubei	To Be Confirmed*	Xiaogan(Yingcheng)	69,187	135,607	197
56	Anhui	Jingxian Country Garden*	Xuancheng(Jingxian)	48,494	87,288	224
57	Shaanxi	To Be Confirmed*	Xi'an(Chang'an)	175,774	560,720	3,491
58	Henan	To Be Confirmed*	Zhengzhou(Jinshui)	19,253	106,471	277
59	Hebei	Country Garden · Xing Zuan *	Xingtai(Jingkai District)	28,240	31,541	59
60	Guangdong	To Be Confirmed*	Dongguan(Machong)	55,834	111,667	1,092
Total				4,071,880	8,408,512	27,280
April sub-total				1,886,083	4,080,085	14,828

Note: *New projects in 2020