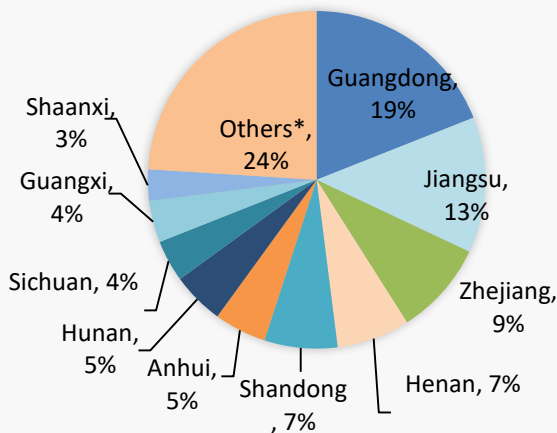


Country Garden Holdings Company Limited (“Country Garden” or the “Company”) together with its subsidiaries (collectively, the “Group”) (stock code: 2007), is one of China’s leading integrated property developers and a constituent stock of Hang Seng Index. The Group became a constituent stock of MSCI Global Standard Indices on 1 September 2007, Hang Seng Composite Index and Hang Seng Mainland 100 on 10 September 2007, FTSE China 50 Index on 14 September 2016, Hang Seng China (Hong Kong-listed) 25 Index on 12 June 2017, Hang Seng China 50 Index on 5 March 2018 and Hang Seng China Enterprises Index on 17 June 2019.

Contracted Sales

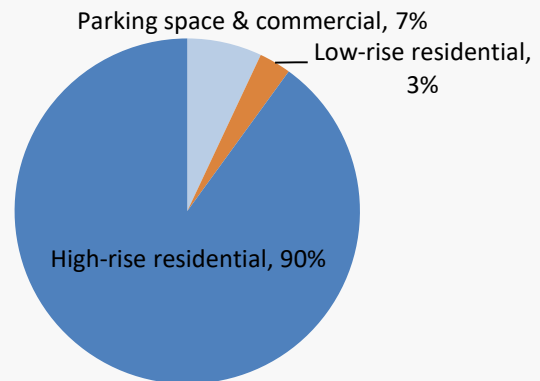
■ For the first 6 months of 2020, the Group, together with its joint ventures and associates, achieved contracted sales and contracted sales GFA attributable to owners of the Company amounted to RMB 266.95 billion and 31.85 million square meters (“sqm”), respectively.

Geographical breakdown of contracted sales for the first 6 months of 2020 (By Attributable Value)

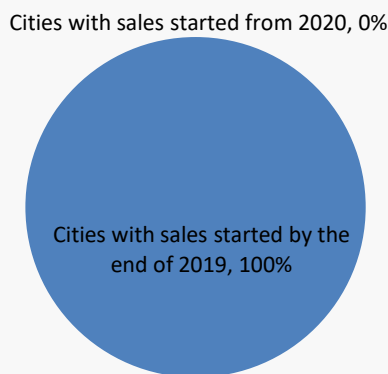


Note : Others* including Hebei, Guizhou, Gansu, Hubei, Fujian, Liaoning, Jiangxi, Hainan, Tianjin, Yunnan, Chongqing, Shanxi, Qinghai, Inner Mongolia, Shanghai, Xinjiang, Ningxia, Jilin, Beijing, Malaysia, Hong Kong, New Zealand, Thailand, United States, Australia, Heilongjiang, India and Tibet.

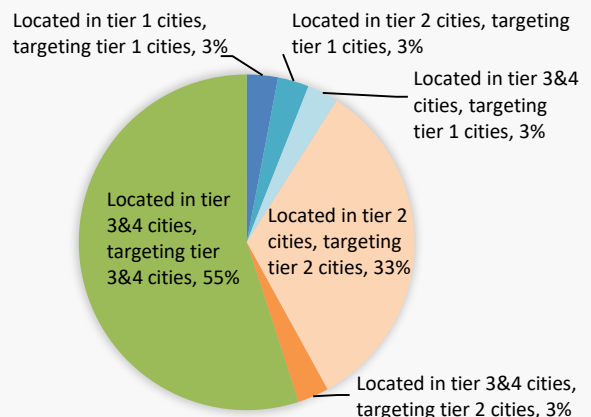
Product type breakdown of contracted sales for the first 6 months of 2020 (By Attributable Value)



City type breakdown of onshore contracted sales for the first 6 months of 2020 (By Attributable Value)

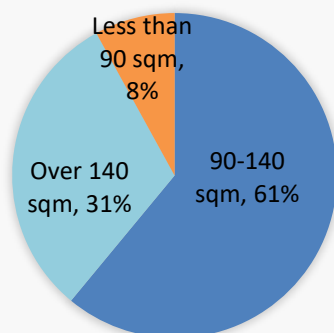


Domestic tier of cities breakdown of contracted sales for the first 6 months of 2020 (By Attributable Value)

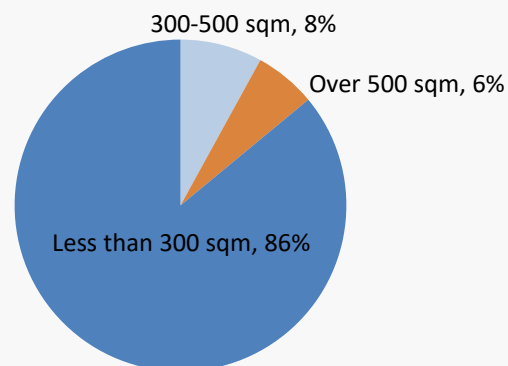


Contracted Sales(Cont'd)

Unit size breakdown of contracted sales of high-rise residential products for the first 6 months of 2020 (By Attributable Value)



Unit size breakdown of contracted sales of low-rise residential products for the first 6 months of 2020 (By Attributable Value)



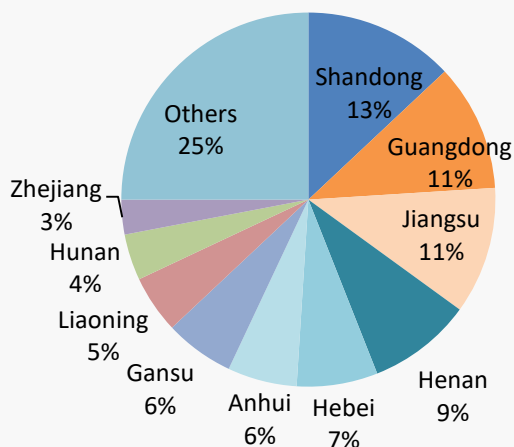
■ Top ten cities where the Group, together with its joint ventures and associates, achieved the highest attributable contracted sales for the first 6 months of 2020 were as follows; the aggregated contracted sales in these 10 cities attributable to the Company was approximately RMB 54.53 billion, accounting for approximately 20.4% of the total attributable contracted sales.

Cities(By Location)	Attributable Contracted Sales (RMB Billion)	Attributable Contracted Sales GFA('000 sqm)	Attributable Contracted Sales ASP (RMB per sqm)
Guangdong-Foshan	6.5	608	10,730
Henan-Zhengzhou	6.3	536	11,816
Shaanxi-Xi'an	5.8	315	18,424
Guangdong-Huizhou	5.8	534	10,847
Guangdong-Guangzhou	5.7	263	21,773
Guangdong-Dongguan	5.3	302	17,445
Jiangsu-Suzhou	5.1	320	16,018
Gansu-Lanzhou	5.0	671	7,432
Jiangsu-Wuxi	4.9	352	13,964
Zhejiang-Huzhou	4.0	361	11,155

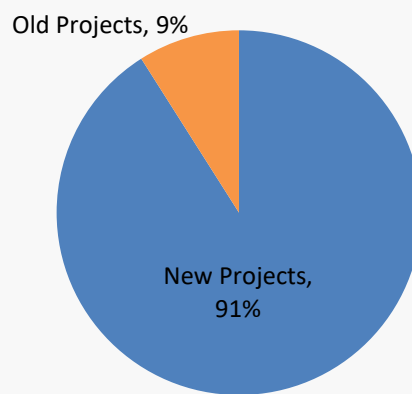
New Land Acquisitions in China

■ For the first 6 months in 2020, the Group acquired land in China which its estimated attributable GFA to the owners of the Company was approximately 23.35 million sqm, and the total attributable land premium was approximately RMB 77.1 billion. The average attributable land price was approximately RMB3,304 per sqm. The breakdown of the estimated attributable GFA or value to the owners of the Company was as follows:

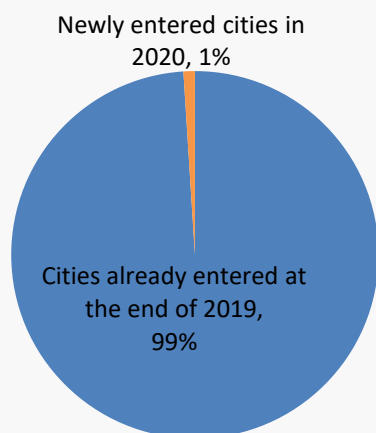
Provinces breakdown of newly acquired lands for the first 6 months of 2020 (By Attributable GFA)



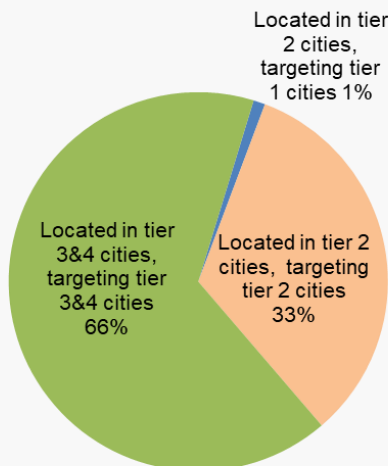
Project type breakdown of newly acquired lands for the first 5 months of 2020 (By Attributable GFA)



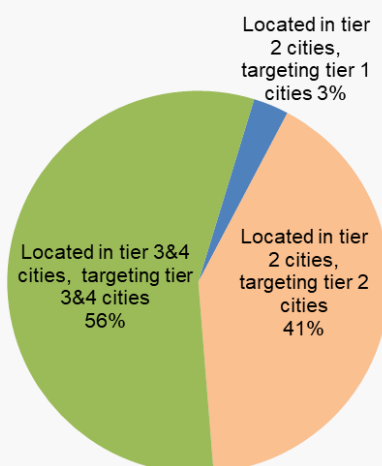
City type breakdown of newly acquired lands for the first 6 months of 2020 (By Attributable Value)



Tier cities breakdown of newly acquired lands for the first 6 months of 2020 (By Attributable GFA)



Tier cities breakdown of newly acquired lands for the first 6 months of 2020 (By Attributable Value)



Code	Province	Project	City (District)	Site Area	Expected	Attributable Land
				(sqm)	Attributable GFA	Cost
				(sqm)	(sqm)	(RMB Million)
1	Henan	To Be Confirmed*	Luoyang (Mengjin)	41,420	62,130	93
2	Henan	To Be Confirmed*	Luoyang (Mengjin)	132,367	304,445	338
3	Jiangxi	To Be Confirmed*	Ganzhou (Xingguo)	50,727	89,279	137
4	Hubei	To Be Confirmed*	Xiangyang (Xiangzhou)	20,907	26,656	128
5	Sichuan	To Be Confirmed*	Zigong (Hexi)	69,907	92,697	111
6	Anhui	To Be Confirmed*	Anqing (Tongcheng)	45,720	84,582	141
7	Henan	To Be Confirmed	Zhengzhou (Guancheng)	39,267	59,878	337
8	Jilin	To Be Confirmed*	Siping (Tiexi)	81,747	143,875	173
9	Henan	To Be Confirmed	Shangqiu (Yucheng)	60,120	70,521	74
10	Sichuan	To Be Confirmed*	Chengdu (Dujiangyan)	46,234	46,234	124
11	Hainan	To Be Confirmed*	Wanning (Xinglong)	132,601	133,927	607
12	Hunan	To Be Confirmed*	Loudi (Louxing)	87,414	262,241	385
13	Henan	To Be Confirmed*	Nanyang (Tongbai)	28,613	40,860	25
14	Guangxi	To Be Confirmed*	Guilin (Quanzhou)	69,407	187,399	143
15	Guangdong	To Be Confirmed	Dongguan (Dalingshan)	41,720	77,237	727
16	Guangdong	To Be Confirmed*	Heyuan (Jiangdong New District)	171,168	450,171	803
17	Henan	Country Garden Yunding*	Anyang (Wenfeng)	69,920	174,102	524
18	Jilin	Country Garden·Jiangshan Mingzhu*	Changchun (Shuangyang)	36,154	52,061	76
19	Guangxi	Country Garden·Xingyue Bay*	Liuzhou (Yufeng)	87,820	175,641	449
20	Shanxi	Country Garden·City Garden	Taiyuan (Xinhualing)	79,587	165,541	633
21	Henan	To Be Confirmed*	Zhengzhou (Zhongyuan)	61,120	256,705	1,680
22	Guangxi	To Be Confirmed*	Hezhou (Fuchuan)	37,620	67,152	43
23	Guangdong	To Be Confirmed*	Huizhou (Huicheng)	40,140	87,425	551
24	Guangdong	Shunde Country Garden·28 Light Years*	Foshan (Shunde)	41,967	104,917	1,140
25	Jiangsu	To Be Confirmed*	Xuzhou (Xinyi)	122,187	305,468	821
26	Guangdong	Guanwei Country Garden*	Zhaoqing (Deqing)	9,447	23,617	10
27	Hebei	To Be Confirmed*	Baoding (Dingzhou)	35,714	71,427	140
28	Hebei	To Be Confirmed*	Handan (Congtai)	79,274	158,547	535
29	Guangdong	Country Garden·Diamond Star*	Zhanjiang (Mazhang)	10,600	32,860	75
30	Henan	Country Garden·Light of City*	Xuchang (Yuzhou)	34,700	61,586	58
31	Hebei	Country Garden·Xinghui*	Langfang (Bazhou)	36,774	37,509	81
32	Shanxi	To Be Confirmed*	Datong (Yudong New District)	86,800	173,601	380
33	Zhejiang	To Be Confirmed*	Taizhou (Luqiao)	117,527	61,702	215
34	Guangdong	To Be Confirmed*	Foshan (Nanhai)	18,813	65,847	417
35	Liaoning	To Be Confirmed*	Shenyang (Sujiatun)	60,294	120,587	277
36	Jiangsu	Country Garden Taoli Jiangshan*	Lianyungang (Haizhou)	37,894	40,698	172
37	Gansu	Lanzhou Country Garden	Lanzhou (Chengguan)	236,675	558,552	673
38	Gansu	Lanzhou Country Garden	Lanzhou (Chengguan)	112,367	258,445	245
39	Zhejiang	Country Garden·Lixiangshidai*	Lishui (Liandu)	79,247	76,077	401
40	Liaoning	Country Garden·Yandu Mansion*	Chaoyang (Shuangta)	137,894	241,315	269

Note: *New projects in 2020

Code	Province	Project	City (District)	Site Area	Expected	Attributable Land
				(sqm)	Attributable GFA	Cost
				(sqm)	(sqm)	(RMB Million)
41	Fujian	Jianning Country Garden*	Sanming(Jianning)	42,780	81,282	307
42	Zhejiang	To Be Confirmed*	Lishui(Liandu)	48,114	120,284	1,854
43	Tibet	Country Garden · Yunjing*	Lhasa(Chengguan)	43,840	109,601	462
44	Tibet	Country Garden · Yunxi*	Lhasa(Chengguan)	16,300	32,600	221
45	Anhui	Country Garden Beizhanhuafu · Tianyue Bay*	Chuzhou(Lai'an)	22,673	45,347	144
46	Hunan	To Be Confirmed*	Loudi (Louxing)	88,120	134,824	142
47	Henan	Country Garden · Huyue*	Zhengzhou (Xingyang)	52,647	178,552	922
48	Henan	Country Garden · Yunding*	Luohe(Yancheng)	53,360	186,761	528
49	Zhejiang	To Be Confirmed*	Wenzhou(Lucheng)	61,494	171,567	1,298
50	Gansu	Country Garden · Jiangshan Mansion*	Pingliang(Kongtong)	43,507	126,170	268
51	Jiangxi	To Be Confirmed*	Jingdezhen(Changjiang)	62,387	131,013	487
52	Jiangsu	To Be Confirmed*	Yancheng(Tinghu)	70,000	140,001	603
53	Jiangsu	To Be Confirmed*	Suqian(Sihong)	70,000	138,601	274
54	Guizhou	Country Garden · Phenix City	Qiannan(Longli)	210,001	275,101	220
55	Hubei	To Be Confirmed*	Xiaogan(Yingcheng)	69,187	135,607	197
56	Anhui	Jingxian Country Garden*	Xuancheng(Jingxian)	48,494	87,288	224
57	Shaanxi	To Be Confirmed*	Xi'an(Chang'an)	175,774	560,720	3,491
58	Henan	To Be Confirmed*	Zhengzhou(Jinshui)	19,253	106,471	277
59	Hebei	Country Garden · Xing Zuan *	Xingtai(Jingkai District)	28,240	31,541	59
60	Guangdong	To Be Confirmed*	Dongguan(Mayong)	55,834	111,667	1,092
61	Xinjiang	Country Garden·Fenghuangtai	Changji(Changji)	62,014	161,235	235
62	Inner Mongolia	Country Garden·Longyue*	Chifeng(Hongshan)	17,687	31,836	112
63	Inner Mongolia	Country Garden·Longyue*	Chifeng(Hongshan)	29,173	52,512	202
64	Jiangsu	To Be Confirmed*	Suqian(Sucheng)	73,460	146,921	587
65	Jiangsu	Country Garden·Boyuelanting*	Suqian(Suyu)	71,114	177,784	407
66	Jiangsu	To Be Confirmed*	Nantong(Chongchuan)	47,454	28,472	161
67	Hunan	Country Garden·Wanjintang Bay*	Changsha(Liuyang)	90,414	226,034	366
68	Hebei	Country Garden·Yuejingtai*	Cangzhou(Haixing)	63,140	126,281	273
69	Shandong	To Be Confirmed*	Rizhao(Donggang)	40,720	89,992	400
70	Shandong	To Be Confirmed*	Linyi(Lanshan)	83,534	208,834	936
71	Anhui	To Be Confirmed*	Fuyang(Linquan)	44,547	89,094	245
72	Hebei	Country Garden·Yonghua Mansion*	Tangshan(Zunhua)	45,634	90,811	169
73	Zhejiang	To Be Confirmed*	Wenzhou(Pingyang)	29,127	64,079	171
74	Henan	To Be Confirmed*	Xinyang(Guangshan)	43,387	108,467	244
75	Jiangsu	To Be Confirmed*	Yancheng(Dafeng)	72,314	173,553	655
76	Xinjiang	To Be Confirmed*	Urumqi(Saybag)	75,534	149,557	765
77	Jiangsu	To Be Confirmed*	Nantong(Tongzhou)	49,300	25,636	264
78	Shandong	To Be Confirmed*	Yantai(Fushan)	31,600	72,680	248
79	Shandong	Country Garden·Huyuetianjing*	Dezhou(Leling)	55,940	117,475	218
80	Anhui	To Be Confirmed*	Chuzhou(Nanqiao)	85,847	107,309	14

Note: *New projects in 2020

Code	Province	Project	City (District)	Site Area	Expected	Attributable Land
				(sqm)	Attributable GFA	Cost
				(sqm)	(sqm)	(RMB Million)
81	Shaanxi	Country Garden-Chunfengnanan*	Weinan(Linwei)	90,834	227,084	426
82	Liaoning	To Be Confirmed*	Dalian(Zhongshan)	38,300	191,501	1,070
83	Jiangsu	To Be Confirmed*	Yancheng(Tinghu)	81,940	180,269	1,057
84	Jiangsu	Country Garden-Huangjinshidai*	Suqian(Jingkai)	83,887	208,040	499
85	Liaoning	Country Garden-Jiangshanyunzhu*	Dandong(Zhenxing)	61,120	123,463	373
86	Jiangsu	To Be Confirmed*	Nantong(Haian)	68,914	57,887	429
87	Hebei	To Be Confirmed*	Handan(Fuxing)	103,174	247,617	885
88	Hubei	To Be Confirmed*	Shiyan(Yunyang)	68,587	102,743	123
89	Hubei	To Be Confirmed*	Enshi(Hefeng)	34,694	104,081	73
90	Hubei	To Be Confirmed*	Enshi(Lichuan)	72,034	180,084	276
91	Zhejiang	To Be Confirmed*	Ningbo(Cixi)	28,787	57,574	499
92	Henan	To Be Confirmed*	Zhoukou(Luyi)	53,174	106,347	144
93	Anhui	To Be Confirmed*	Haozhou(Mengcheng)	120,127	253,469	521
94	Zhejiang	To Be Confirmed*	Taizhou(Wenling)	41,934	100,641	1,119
95	Shandong	To Be Confirmed*	Jining(Rencheng)	74,000	77,700	273
96	Zhejiang	Country Garden · Capital *	Taizhou(Wenling)	36,754	61,746	100
97	Anhui	Country Garden-Hushanyue*	Bengbu(Longzihu)	52,843	95,112	266
98	Tianjin	Country Garden-Jiuxitai*	Tianjin(Jizhou)	44,442	24,931	47
99	Jiangsu	To Be Confirmed*	Lianyungang(Ganyu)	53,436	96,180	160
100	Jiangsu	To Be Confirmed*	Lianyungang(Ganyu)	75,744	136,333	364
101	Anhui	Country Garden · Huangjinshidai*	Wuhu(Wuhu)	98,738	197,468	331
102	Jiangsu	To Be Confirmed*	Nantong(Gangzha)	48,316	106,290	1,109
103	Shandong	Country Garden · Jade Mansion*	Weifang(Weicheng)	31,482	78,700	133
104	Henan	Country Garden · Yuetang*	Zhumadian(Suiping)	64,603	128,555	121
105	Shandong	Country Garden Derui · Yinxianglanting*	Rizhao(Donggang)	56,643	124,609	424
106	Shandong	Country Garden-Dongchengshidai*	Qingdao(Laixi)	57,010	81,805	103
107	Fujian	To Be Confirmed*	Zhangzhou(Xiangcheng)	22,428	67,280	417
108	Xinjiang	Urumchi Country Garden III*	Urumchi(Midong)	99,112	234,884	676
109	Liaoning	Country Garden · Nanshanyunding*	Jinzhou(Taihe)	83,197	99,832	268
110	Henan	Country Garden-Qiaochutai*	Nanyang(Wancheng)	46,542	102,389	455
111	Heilongjiang	Country Garden-Xiyueshidai*	Jiamusi(Xiangyang)	82,864	207,151	174
112	Hainan	To Be Confirmed*	Danzhou(Nada)	7,787	27,253	68
113	Guangdong	Country Garden-Jianglanyue*	Shaoguan(Wengyuan)	118,779	296,935	429
114	Zhejiang	Country Garden ·Xing Yue *	Jinhua(Yiwu)	66,617	146,550	1,862
115	Fujian	To Be Confirmed*	Putian(Xianyou)	32,175	51,478	206
116	Jilin	Country Garden-Tianyuehu*	Tonghua(Meihekou)	54,783	65,736	59
117	Shanxi	Country Garden · Yunding*	Yuncheng(Yanhu)	60,903	213,151	402
118	Guangxi	Country Garden-Tianxi Bay*	Hezhou(Babu)	162,561	281,625	386
119	Guangdong	To Be Confirmed*	Qingyuan(Qingcheng)	85,511	153,058	366
120	Hebei	Country Garden-Yunxitai*	Cangzhou(Xianxian)	68,590	150,891	356

Note: *New projects in 2020

Code	Province	Project	City (District)	Site Area	Expected	Attributable Land
				(sqm)	Attributable GFA	Cost
				(sqm)	(sqm)	(RMB Million)
121	Guangdong	Country Garden-Tianyue Bay*	Shaoguan(Shixing)	20,501	61,500	90
122	Jiangsu	Jade Tianchen*	Suzhou(Zhangjiagang)	37,069	74,134	319
123	Jiangsu	Fengqiyunzhu*	Suzhou(Changshu)	44,962	89,920	1,161
124	Ningxia	Country Garden-Tianchen*	Guyuan(Yuanzhou)	69,870	174,668	246
125	Anhui	Country Garden-Xiyuan*	Hefei(Lujiang)	59,603	119,201	382
126	Anhui	Country Garden-Xijiangyue*	Hefei(Lujiang)	55,843	83,760	236
127	Jiangsu	Jiulongtai*	Suzhou(Zhangjiagang)	27,668	49,800	456
128	Guangdong	Country Garden -Huacheng Hui*	Foshan(Gaoming)	66,750	166,868	350
129	Guangdong	Country Garden-Yunyuebizhen*	Foshan(Nanhai)	64,223	192,661	1,407
130	Henan	Country Garden -Xing Zuan *	Zhoukou(Shenqiu)	53,916	94,349	88
131	Guangdong	To Be Confirmed*	Shanwei(Luhe)	32,688	101,329	138
132	Henan	Country Garden-No.1 Mansion*	Pindingshan(Weidong)	23,435	58,584	95
133	Shandong	To Be Confirmed*	Jining(Zoucheng)	85,371	170,734	195
134	Shandong	To Be Confirmed*	Tai'an(Taishan)	46,016	50,615	559
135	Anhui	To Be Confirmed*	Bengbu(Wuhe)	94,038	197,471	240
136	Hunan	To Be Confirmed*	Chenzhou(Beihu)	87,724	228,073	375
137	Hebei	Country Garden-Jiuyuetai*	Cangzhou(Cangxian)	60,643	115,217	462
138	Sichuan	Country Garden Lingdi-Tangyuelangtai*	Leshan(Shizhong)	56,203	70,250	176
139	Jiangxi	To Be Confirmed*	Shangrao(Yanshan)	40,389	88,851	176
140	Hebei	Country Garden -Xingyuhai *	Qinhuangdao(Beidaihe)	122,993	170,952	766
141	Shandong	Country Garden -Taoli Orient *	Yantai(Laizhou)	47,702	97,785	195
142	Jiangxi	To Be Confirmed*	Fuzhou(Nancheng)	38,235	84,114	200
143	Shandong	Country Garden-Ruiyuanlangyue Bay*	Qingdao(Huangdao)	38,142	91,536	400
144	Jiangsu	To Be Confirmed*	Changzhou(Zhonglou)	35,475	124,157	1,192
145	Hebei	Country Garden-Yuexitai*	Cangzhou(Cangxian)	40,469	81,338	182
146	Hebei	To Be Confirmed*	Langfang(Anci)	48,649	97,294	532
147	Hebei	Country Garden - Jade Garden*	Qinhuangdao(Haigang)	124,133	187,432	1,132
148	Jiangxi	To Be Confirmed*	Ji'An(Jishui)	61,030	134,259	240
149	Jiangxi	Fenyi Country Garden*	Xinyu(Fenyi)	52,483	110,209	182
150	Shandong	Country Garden-Wutong shuyuan*	Jinan(Shanghe)	48,622	92,378	124
151	Guangdong	Country Garden-Songhu Tianjing*	Dongguan(Hengli)	91,805	246,025	2,587
152	Jiangsu	To Be Confirmed*	Yancheng(Dafeng)	46,256	92,507	398
153	Jiangsu	To Be Confirmed*	Suzhou(Huqiu)	68,237	136,467	1,862
154	Inner Mongolia	To Be Confirmed*	Hohhot(Xincheng)	50,436	100,867	452
155	Inner Mongolia	To Be Confirmed*	Hohhot(Xincheng)	47,009	94,014	423
156	Shandong	Country Garden -Feicuishijia*	Weifang(Changle)	58,943	69,550	133
157	Guangdong	To Be Confirmed*	Huizhou(Zhongkai)	19,901	69,650	237
158	Shandong	Country Garden - Phenix Yuanzhu*	Jinan(Zhangqiu)	1,126,056	1,590,000	3,536
159	Shandong	Country Garden - Shanhu City*	Jinan(Changqing)			
160	Shandong	Country Garden - Jade Mansion*	Jinan(Licheng)			
161	Shandong	Country Garden - Laimeng Lake*	Jinan(Zhangqiu)			

Note: *New projects in 2020

Code	Province	Project	City (District)	Site Area	Expected	Attributable Land
				(sqm)	Attributable GFA	Cost
				(sqm)	(sqm)	(RMB Million)
162	Liaoning	Country Garden · Shangjingyunzhu*	Dalian(Wafang)	153,334	312,802	420
163	Gansu	Anning Country Garden*	Lanzhou(Anning)	126,787	405,719	2,693
164	Sichuan	Country Garden · Ningdu Mansion*	Ziyang(Anyue)	69,994	153,986	307
165	Hebei	Country Garden · Fengning Capital *	Chengde(Fengning)	69,334	47,840	68
166	Shandong	Country Garden Hengxin·Fenqilitang*	Binzhou(Zhouping)	64,020	58,899	174
167	Guangdong	Country Garden Taidong·Tianxi*	Huizhou(Boluo)	231,334	404,835	545
Total				11,725,473	23,348,120	77,131
May sub-total				5,483,395	10,410,799	35,313

Note: *New projects in 2020